



US00D814961S

(12) **United States Design Patent** (10) **Patent No.:** **US D814,961 S**  
**Kei** (45) **Date of Patent:** **\*\* Apr. 10, 2018**

(54) **JEWELRY ARTICLE**  
(71) Applicant: **Yeuk Lun Calan Kei**, Hong Kong (CN)  
(72) Inventor: **Yeuk Lun Calan Kei**, Hong Kong (CN)  
(73) Assignee: **KTL JEWELLERY TRADING LTD.**, Hong Kong (CN)

D36,987 S \* 6/1904 Abel ..... D11/76  
D62,268 S \* 4/1923 Stern ..... D11/90  
D122,221 S \* 8/1940 Philippe ..... D11/74  
D140,587 S \* 3/1945 Rubel ..... D11/53  
D630,546 S \* 1/2011 Farsedakis ..... D11/1  
D652,755 S \* 1/2012 Romero ..... D11/1  
D715,677 S \* 10/2014 Lavigne ..... D11/79  
D723,969 S \* 3/2015 Mortimer ..... D11/70  
D803,718 S \* 11/2017 Pierce ..... D11/121

(\*\*) Term: **15 Years**  
(21) Appl. No.: **29/566,780**  
(22) Filed: **Jun. 2, 2016**  
(51) **LOC (11) Cl.** ..... **11-01**  
(52) **U.S. Cl.**  
USPC ..... **D11/79**  
(58) **Field of Classification Search**  
USPC ..... D11/1, 2, 3, 4, 40-48, 79-86, 95-98, D11/117, 131, 132, 133  
CPC .... A44C 1/00; A44C 3/00; A44C 7/00; A44C 7/002; A44C 7/003; A44C 7/004; A44C 7/005; A44C 7/006; A44C 7/007; A44C 7/008; A44C 7/009; A44C 11/00; A44C 11/002; A44C 11/005; A44C 11/007; A44C 15/001; A44C 15/0025; A44C 15/003; A44C 15/005; A44C 15/0055; A44C 15/006; A44C 15/0065; A44C 25/00; A44C 25/001; A44C 25/007  
See application file for complete search history.

**OTHER PUBLICATIONS**

[Online] <https://static1.squarespace.com/static/568b3c014bf1182258df0412/58d244ff86e6c0e4ce22a6ac/58d2452e6bbd1acdfe345f3/1490329523610/LDG02XD00060-AM-QQ-CZN--.png>. Retrieved Dec. 10, 2017.\*

\* cited by examiner

*Primary Examiner* — Melanie Pellegrini  
(74) *Attorney, Agent, or Firm* — IPro, PLLC; Na Xu

(57) **CLAIM**

The ornamental design for jewelry article, as shown and described.

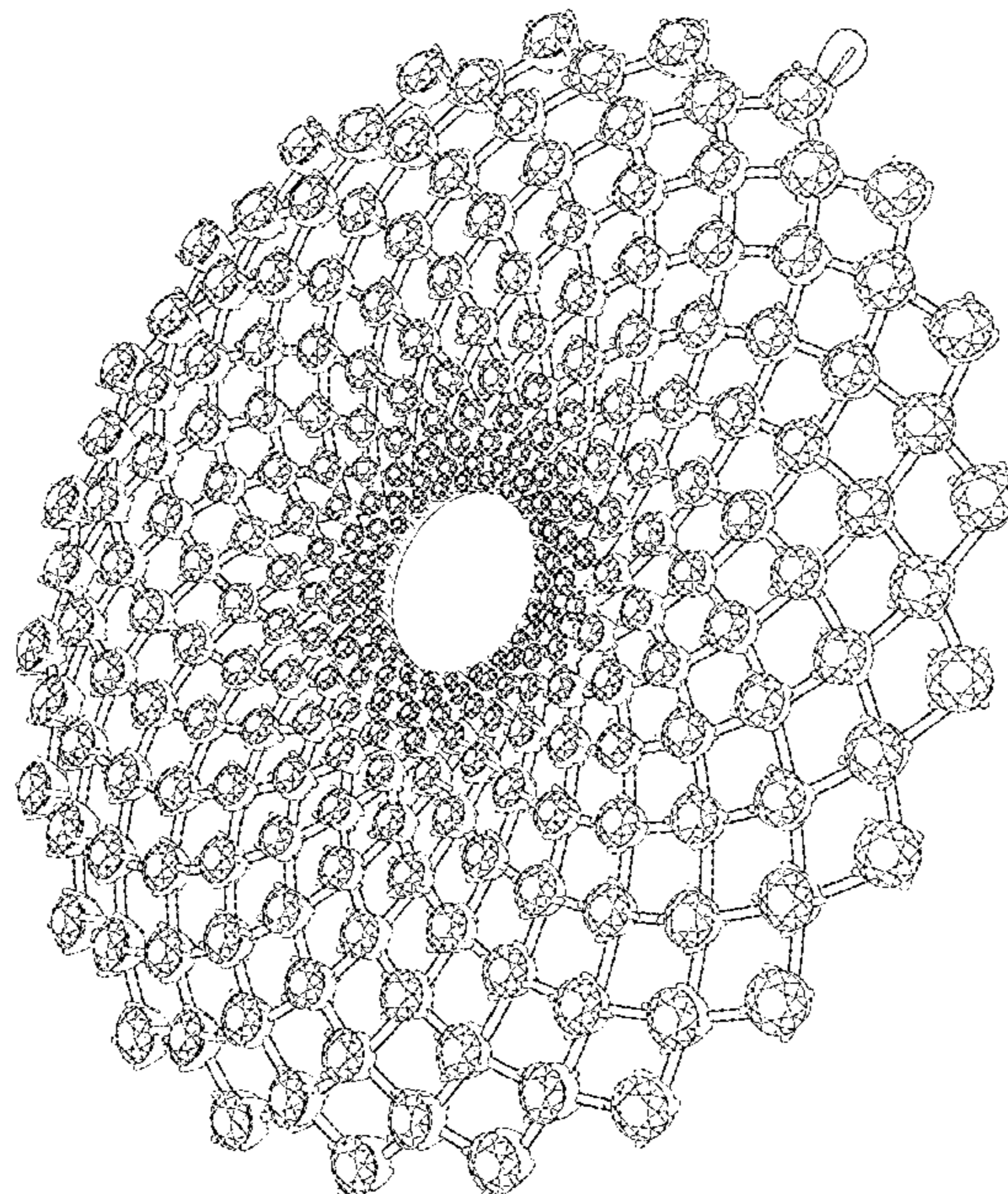
**DESCRIPTION**

FIG. 1 is a perspective view of a jewelry article showing my new design;  
FIG. 2 is a front view thereof;  
FIG. 3 is a back view thereof;  
FIG. 4 is a left side view thereof;  
FIG. 5 is a right side view thereof;  
FIG. 6 is a top view thereof; and,  
FIG. 7 is a bottom view thereof.

(56) **References Cited**  
U.S. PATENT DOCUMENTS

D14,704 S \* 2/1884 Chatellier ..... D11/76  
529,743 A \* 11/1894 Metzger ..... A41B 3/08  
24/710.7

**1 Claim, 5 Drawing Sheets**



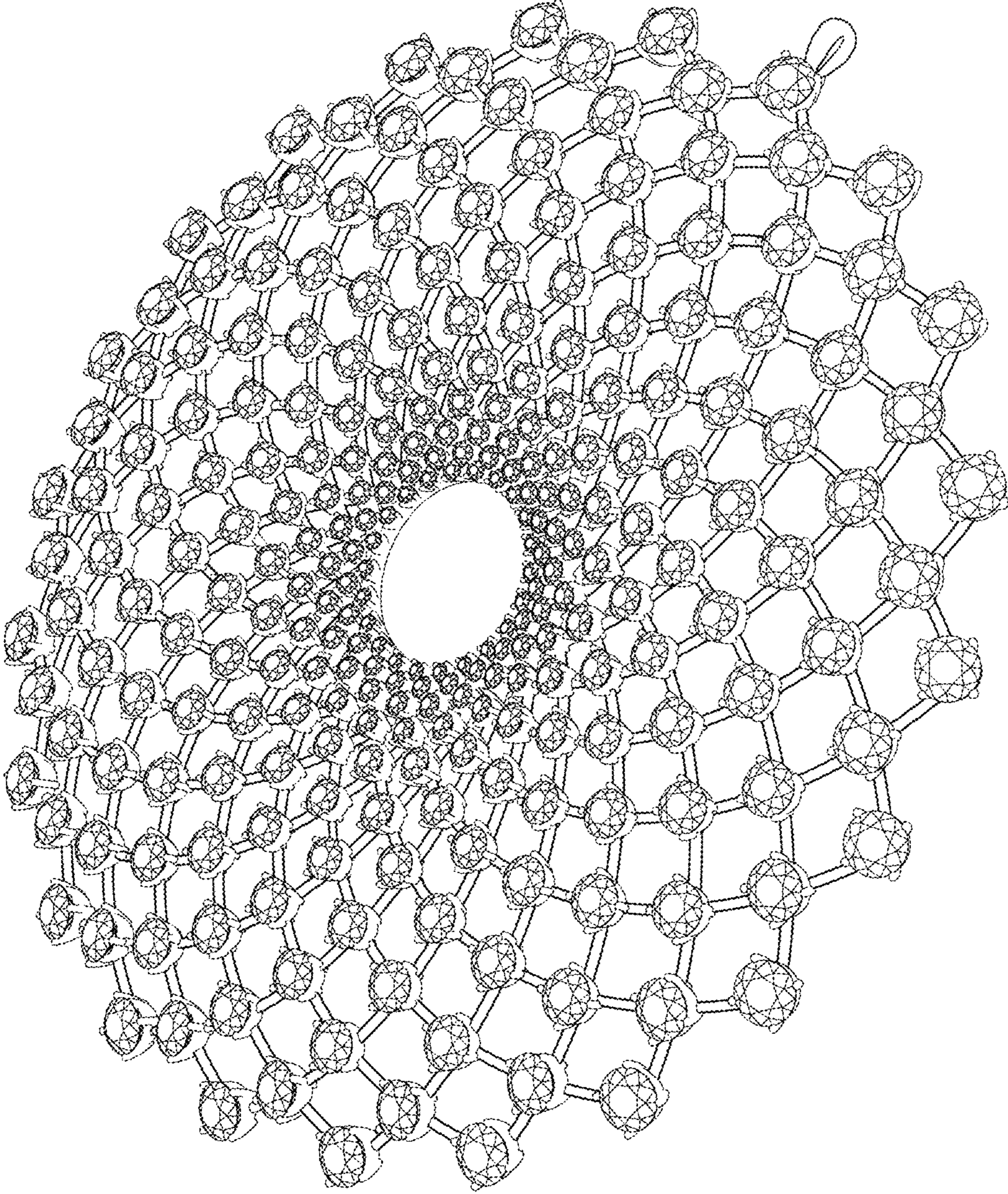


FIG. 1

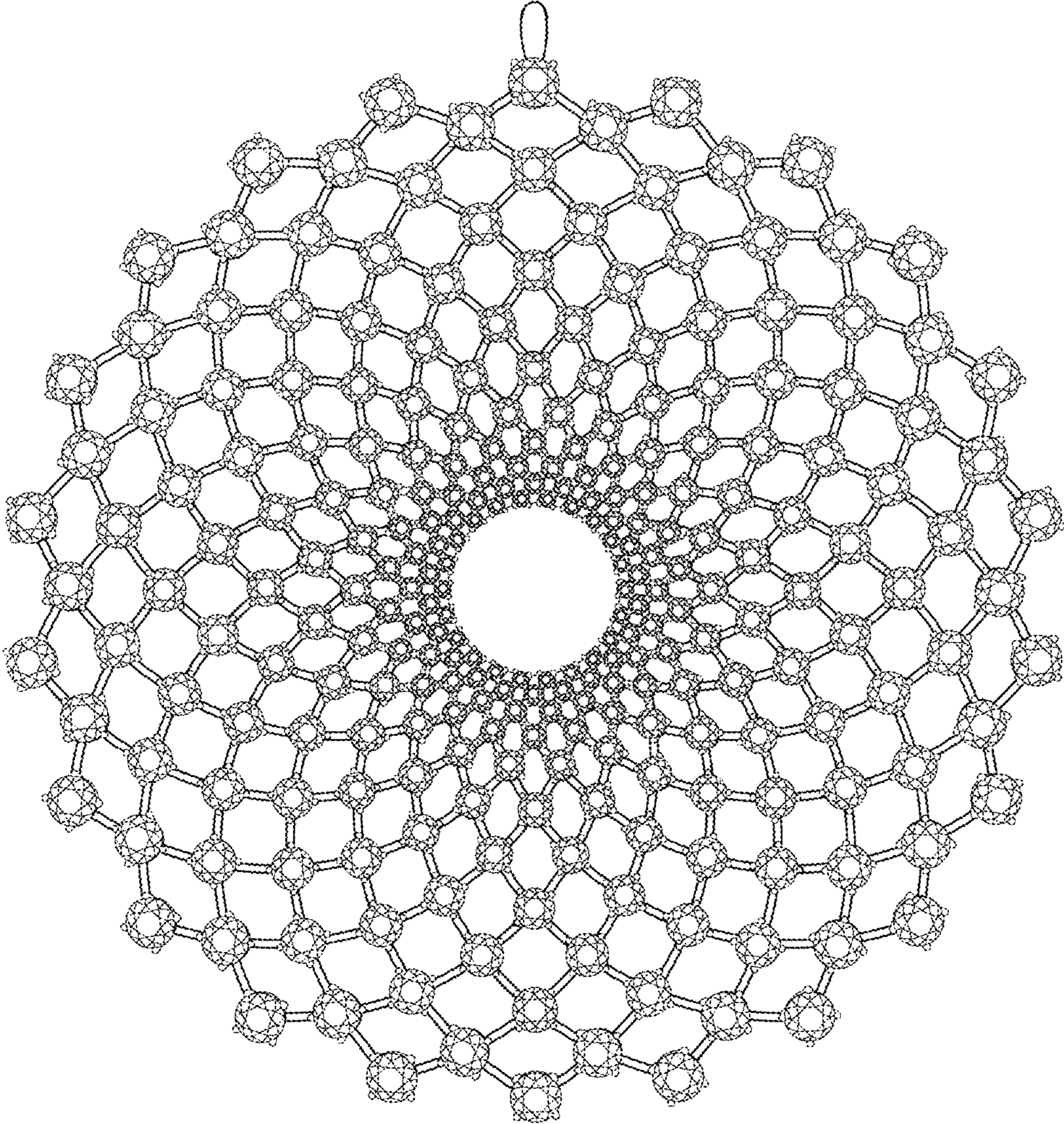


FIG. 2




FIG. 3

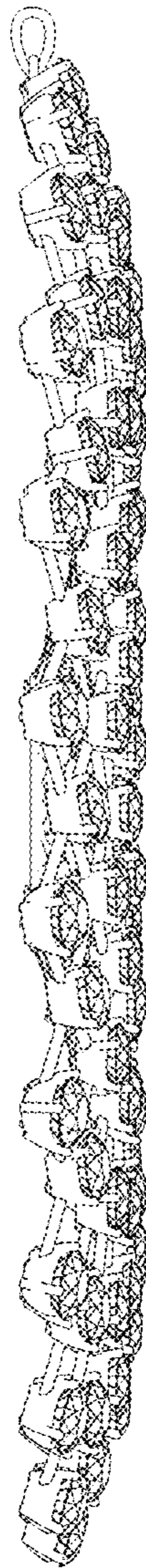


FIG. 4

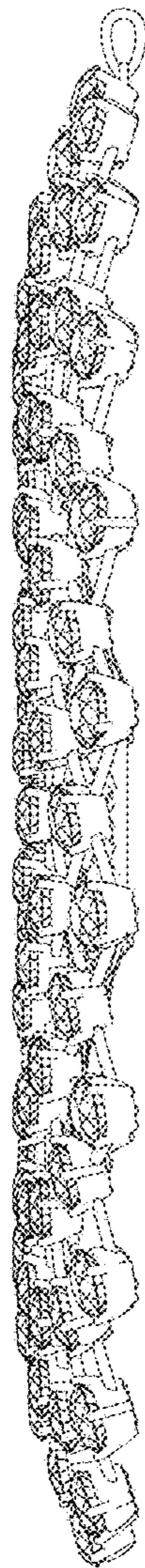


FIG. 5




FIG. 6




FIG. 7