



US00D814959S

(12) **United States Design Patent**
Kwon

(10) **Patent No.:** **US D814,959 S**
(45) **Date of Patent:** **** Apr. 10, 2018**

(54) **NECKLACE**

(71) Applicant: **HARRY WINSTON SA,**
Plan-les-Ouates (CH)
(72) Inventor: **Chaeree Kwon,** Brooklyn, NY (US)
(73) Assignee: **Harry Winston SA,** Plan-les-Ouates
(CH)
(**) Term: **15 Years**

D559,725 S * 1/2008 Hardy D11/84
D561,634 S * 2/2008 Karachi-Langane D11/84
D640,950 S * 7/2011 Zuiderveld D11/84
D702,589 S * 4/2014 Pasquetti D11/63
D729,104 S * 5/2015 Kwon D11/7
D752,472 S * 3/2016 Riviere D11/43
D759,530 S * 6/2016 Yatsugi-Kang D11/7
D759,531 S * 6/2016 Yatsugi-Kang D11/8
D759,537 S * 6/2016 Yatsugi-Kang D11/66
D761,683 S * 7/2016 Yatsugi-Kang D11/7
D761,684 S * 7/2016 Yatsugi-Kang D11/7
D779,361 S * 2/2017 Yatsugi-Kang D11/7

(Continued)

(21) Appl. No.: **29/604,853**

(22) Filed: **May 22, 2017**

(30) **Foreign Application Priority Data**

Nov. 21, 2016 (WO) DM/093 557

(51) **LOC (11) Cl.** **11-01**

(52) **U.S. Cl.**
USPC **D11/7**

(58) **Field of Classification Search**

USPC D11/1-25, 40-44, 79-84, 91, 92, 66, 67,
D11/68, 69, 63, 78

CPC .. A44C 5/00; A44C 1/00; A44C 7/002; A44C
11/00; A44C 11/007; A44C 23/00; A44C
25/00; A44C 25/001; A44C 25/007; A44C
17/02; A44C 17/0241; A44C 17/0266;
A44C 17/0275

See application file for complete search history.

(56) **References Cited**

U.S. PATENT DOCUMENTS

D9,955 S * 5/1877 Woods D11/7
D121,223 S * 6/1940 Philippe D11/84
D135,780 S * 6/1943 Levy D11/40
D151,707 S * 11/1948 Philippe D11/7
D151,939 S * 11/1948 Reinstein D11/7
D152,337 S * 1/1949 Hobe D11/10
D159,037 S * 6/1950 Bardach D11/13
D167,650 S * 9/1952 Philippe D11/7
D558,093 S * 12/2007 Karachi-Langane D12/84

OTHER PUBLICATIONS

[Online] http://www.harrywinston.com/sites/default/files/styles/slider_collection/public/jewelry-img/sunflower_by_harry_winston_three_motif_diamond_pendant_PEDPNARDSF-trans-1h.png?itok=9NdT0Gan. Retrieved Jan. 20, 2018.*

Primary Examiner — Melanie Pellegrini

(74) *Attorney, Agent, or Firm* — Blank Rome LLP

(57)

CLAIM

The ornamental design for a necklace, as shown and described.

DESCRIPTION

FIG. 1 is a front right perspective view of a necklace showing my new design;

FIG. 2 is a front view thereof;

FIG. 3 is a rear view thereof;

FIG. 4 is a left side view thereof;

FIG. 5 is a right side view thereof;

FIG. 6 is a top view thereof;

FIG. 7 is a bottom view thereof; and,

FIG. 8 is a rear left perspective view thereof.

The chain element is shown with a symbolic break in its length. The appearance of any portion of the article between break lines forms no part of the claimed design.

1 Claim, 6 Drawing Sheets



(56)

References Cited

U.S. PATENT DOCUMENTS

D780,619 S	*	3/2017	Riviere	D11/43
D783,442 S	*	4/2017	Yatsugi-Kang	D11/40
D794,499 S	*	8/2017	Hardy	D11/92
D797,599 S	*	9/2017	Yatsugi-Kang	D11/40
D800,010 S	*	10/2017	Riviere	D11/16

* cited by examiner

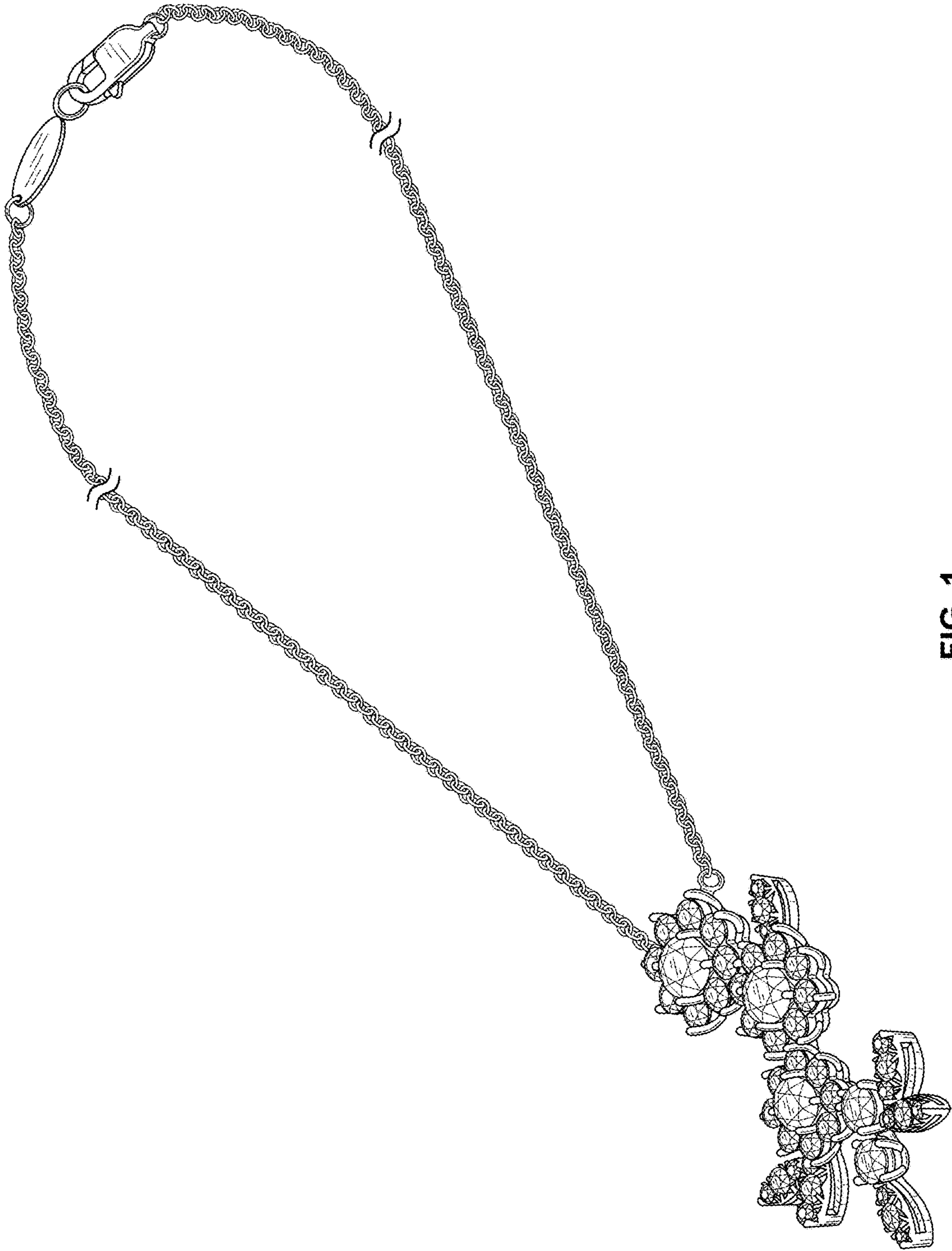


FIG. 1



FIG. 2



FIG. 3

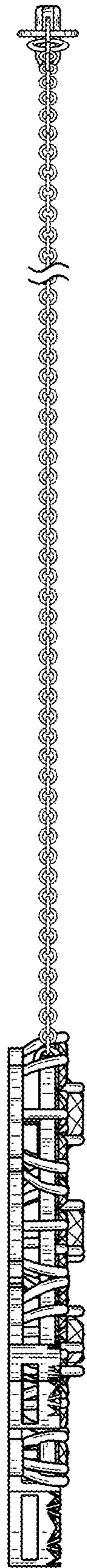


FIG. 4

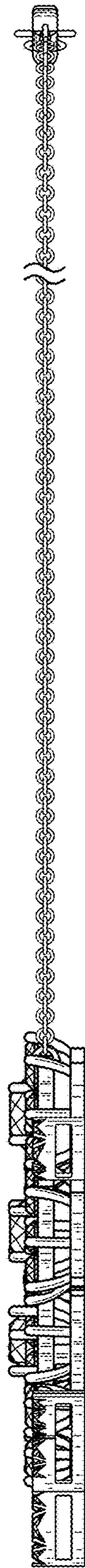


FIG. 5




FIG. 6

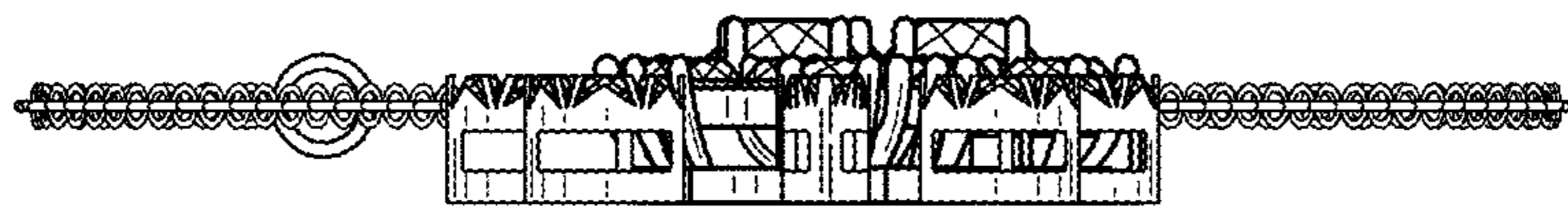


FIG. 7



FIG. 8