



US00D814957S

(12) **United States Design Patent** (10) **Patent No.:** **US D814,957 S**  
**Frazzini et al.** (45) **Date of Patent:** **\*\* Apr. 10, 2018**

- (54) **BRACELET**
- (71) Applicant: **Still Dreaming LLC**, Wexford, PA (US)
- (72) Inventors: **Robert Frazzini**, Wexford, PA (US);  
**Kayla Perkins**, Sewickley, PA (US)
- (73) Assignee: **Still Dreaming LLC**, Wexford, PA (US)
- (\*\*) Term: **15 Years**
- (21) Appl. No.: **29/594,903**
- (22) Filed: **Feb. 23, 2017**

- D10,026 S \* 5/1877 Sternheimer ..... D11/5
- 195,004 A \* 9/1877 Hackenberg ..... A44C 11/002
- D10,415 S \* 1/1878 Graef ..... D11/4
- D10,642 S \* 4/1878 Hedstrom ..... D11/5
- D148,114 S 12/1947 Pruett et al.
- D151,362 S \* 10/1948 Katz ..... D11/4
- D151,363 S \* 10/1948 Katz ..... D11/4
- D546,727 S 7/2007 Hardy
- D546,728 S 7/2007 Hardy
- D557,170 S 12/2007 Hardy
- D562,173 S \* 2/2008 Hardy ..... D11/4
- D624,192 S 9/2010 Zeidel et al.
- D652,339 S \* 1/2012 Zander ..... D11/4
- D680,021 S 4/2013 Parvex
- D709,788 S 7/2014 Samanta
- D730,230 S 5/2015 Zeuner

(Continued)

**Related U.S. Application Data**

- (62) Division of application No. 29/537,480, filed on Aug. 26, 2015, now Pat. No. Des. 784,839.
- (51) **LOC (11) Cl.** ..... **11-01**
- (52) **U.S. Cl.**  
USPC ..... **D11/3**
- (58) **Field of Classification Search**  
USPC ..... D11/1-39; D14/344; D10/30-32, 38,  
D10/39, 46, 70, 128; D24/167, 169, 186,  
D24/187  
CPC ..... A44C 5/00; A44C 5/0007; A44C 5/0015;  
A44C 5/0023; A44C 5/003; A44C  
5/0038; A44C 5/0046; A44C 5/0053;  
A44C 5/0061; A44C 5/0069; A44C  
5/0076; A44C 5/02; A44C 5/022; A44C  
5/025; A44C 5/027; A44C 5/04; A44C  
5/06; A44C 5/08; A44C 11/00; A44C  
13/00; A44C 15/00; G06F 1/163  
See application file for complete search history.

*Primary Examiner* — Cynthia Ramirez  
*Assistant Examiner* — L. Martinez-Rivera  
(74) *Attorney, Agent, or Firm* — The Webb Law Firm

(57) **CLAIM**

The ornamental design for a bracelet, as shown and described.

**DESCRIPTION**

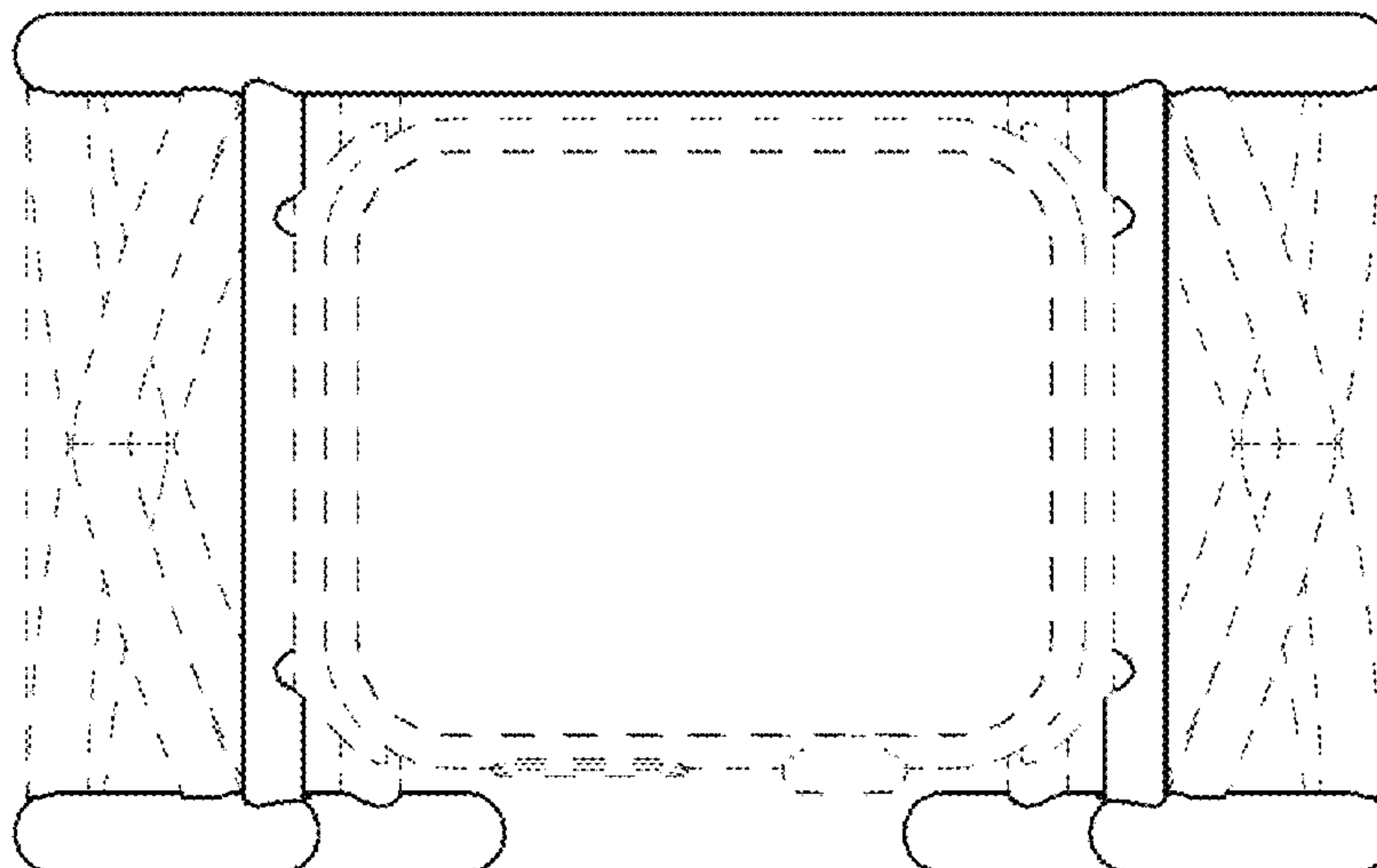
FIG. 1 is a top plan view of a bracelet showing our new design;  
FIG. 2 is a bottom plan view thereof;  
FIG. 3 is a side view thereof;  
FIG. 4 is an opposite side view thereof;  
FIG. 5 is another side view thereof; and,  
FIG. 6 is a perspective view thereof.  
The broken lines shown in FIGS. 1-6 illustrate portions of the bracelet that form no part of the claimed design. The other broken lines showing a device in FIGS. 1-6 represent environmental subject matter only and form no part of the claimed design.

(56) **References Cited**

U.S. PATENT DOCUMENTS

- D9,579 S \* 10/1876 Wilkinson ..... D11/4
- D9,644 S \* 11/1876 Carlisle ..... D11/5

**1 Claim, 5 Drawing Sheets**



(56)

**References Cited**

U.S. PATENT DOCUMENTS

D731,347 S     6/2015   Zeuner  
D771,515 S \* 11/2016   Barden ..... D11/4  
D784,839 S \* 4/2017   Frazzini ..... D11/3

\* cited by examiner

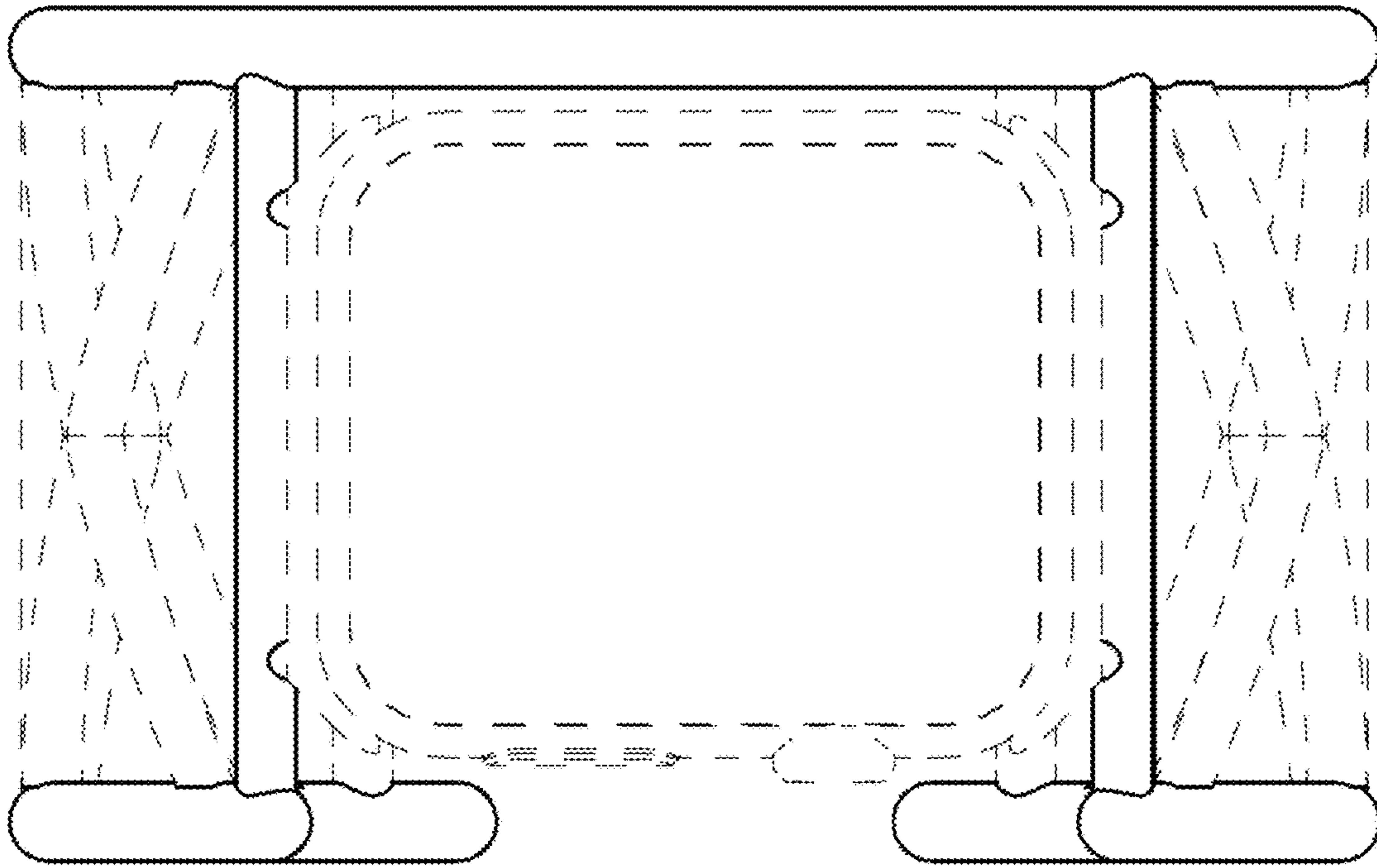


FIG. 1

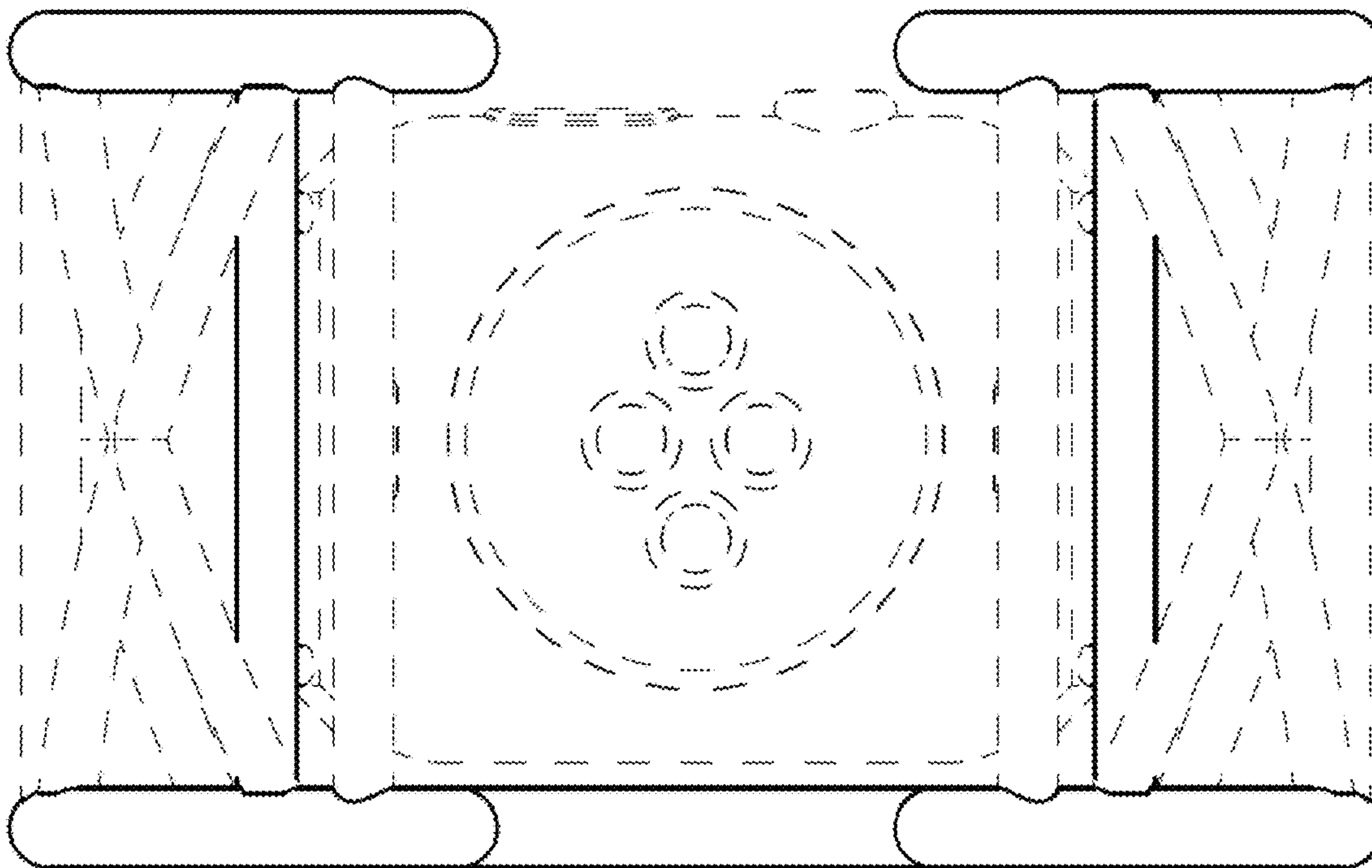


FIG. 2

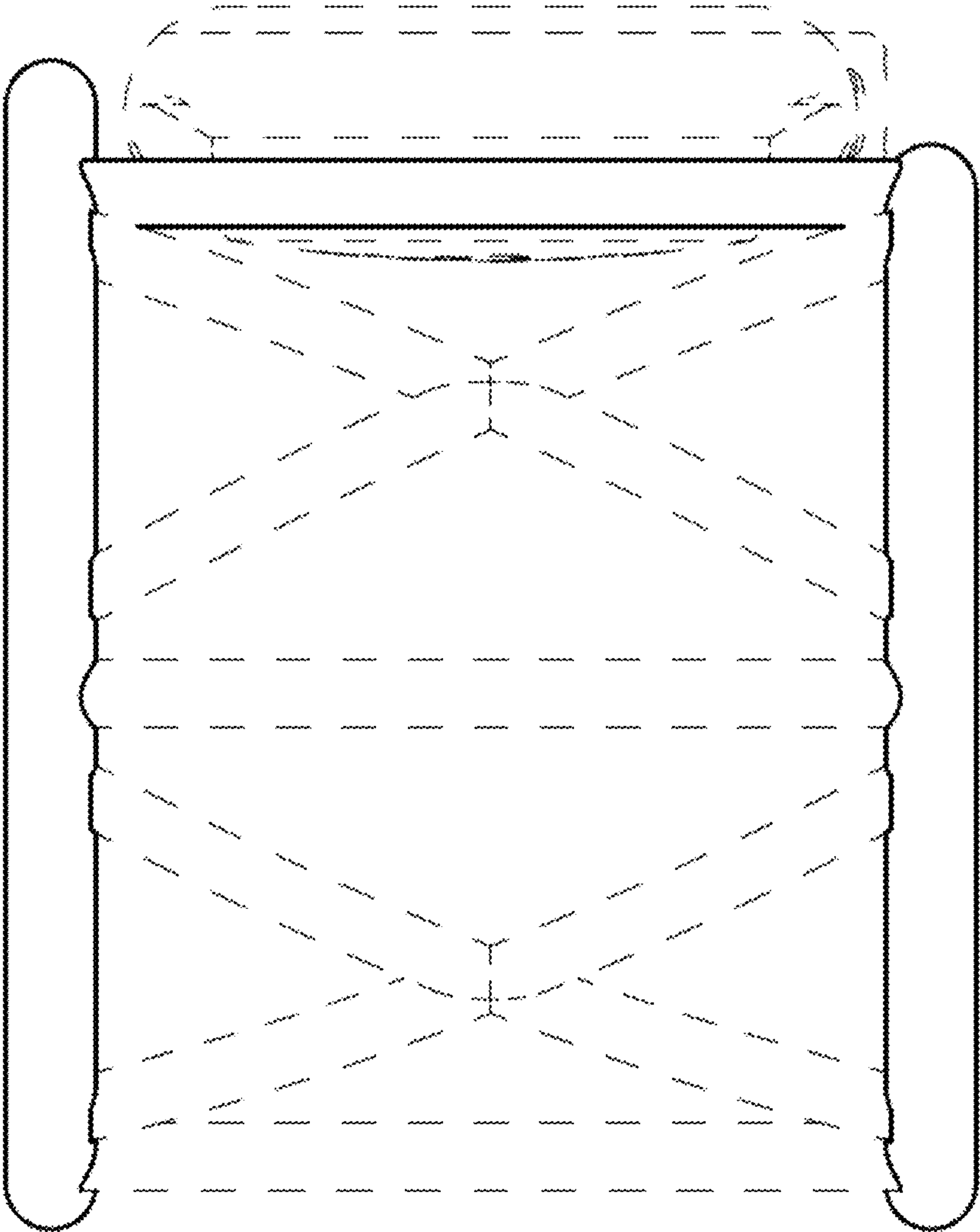


FIG. 3

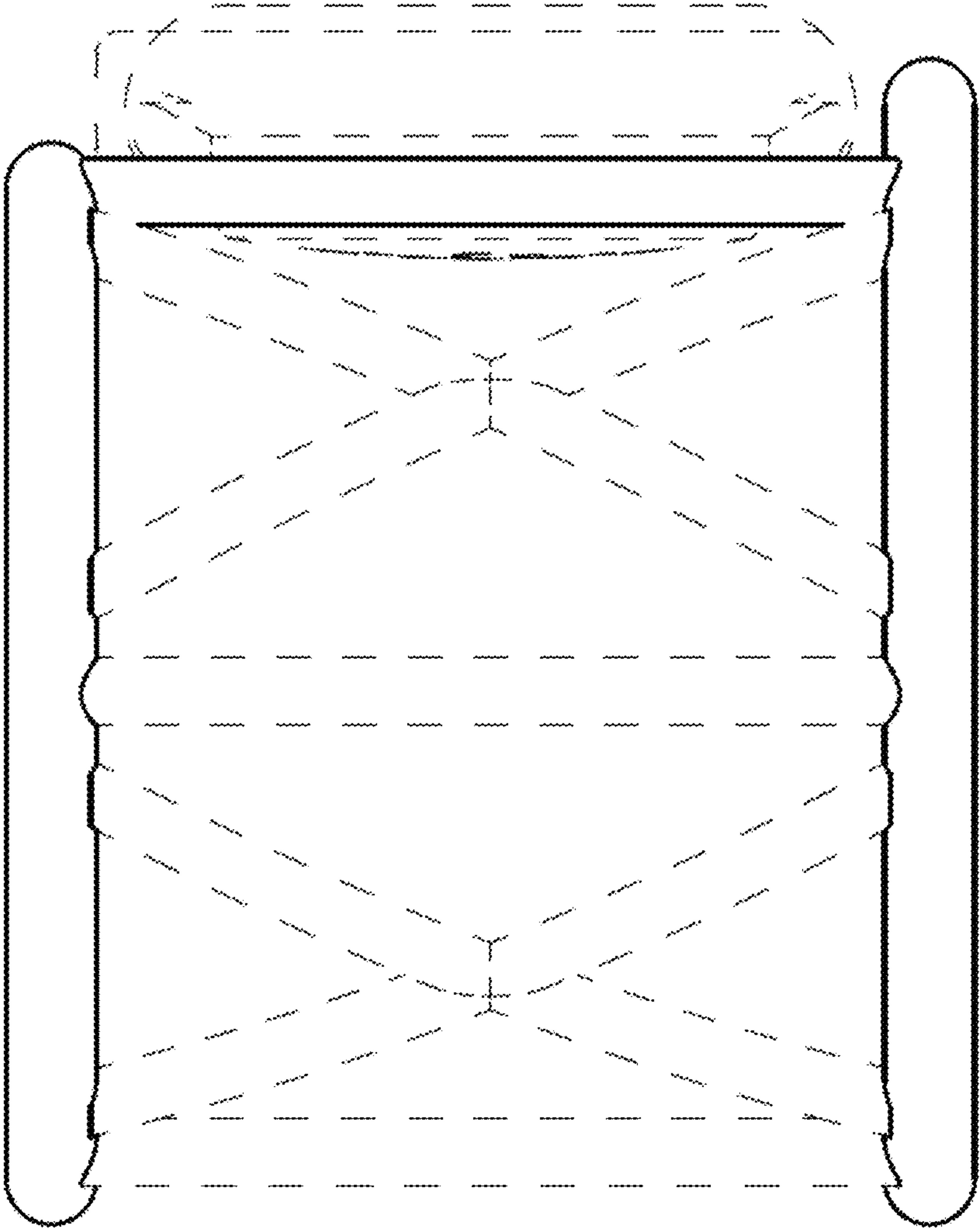


FIG. 4



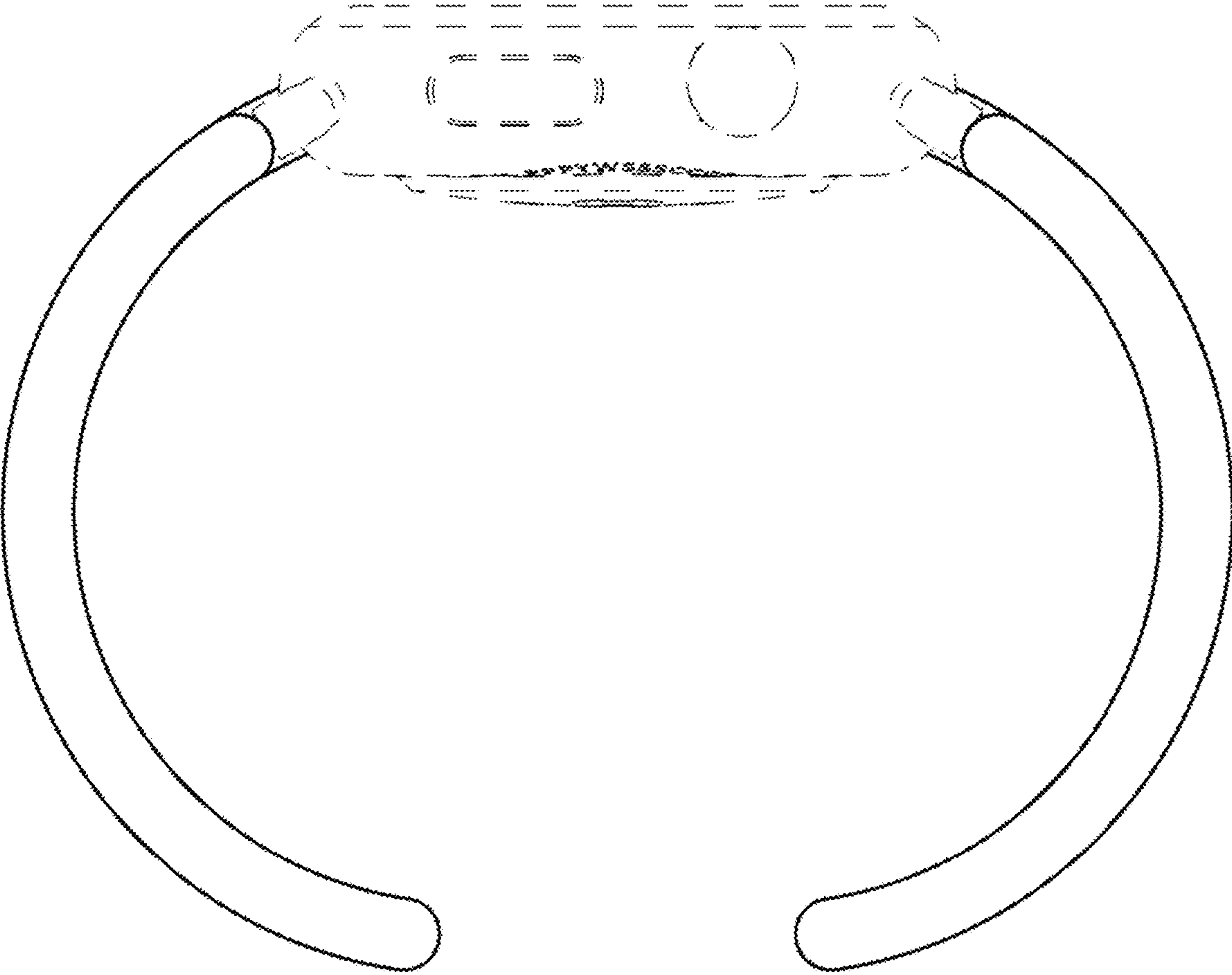


FIG. 5

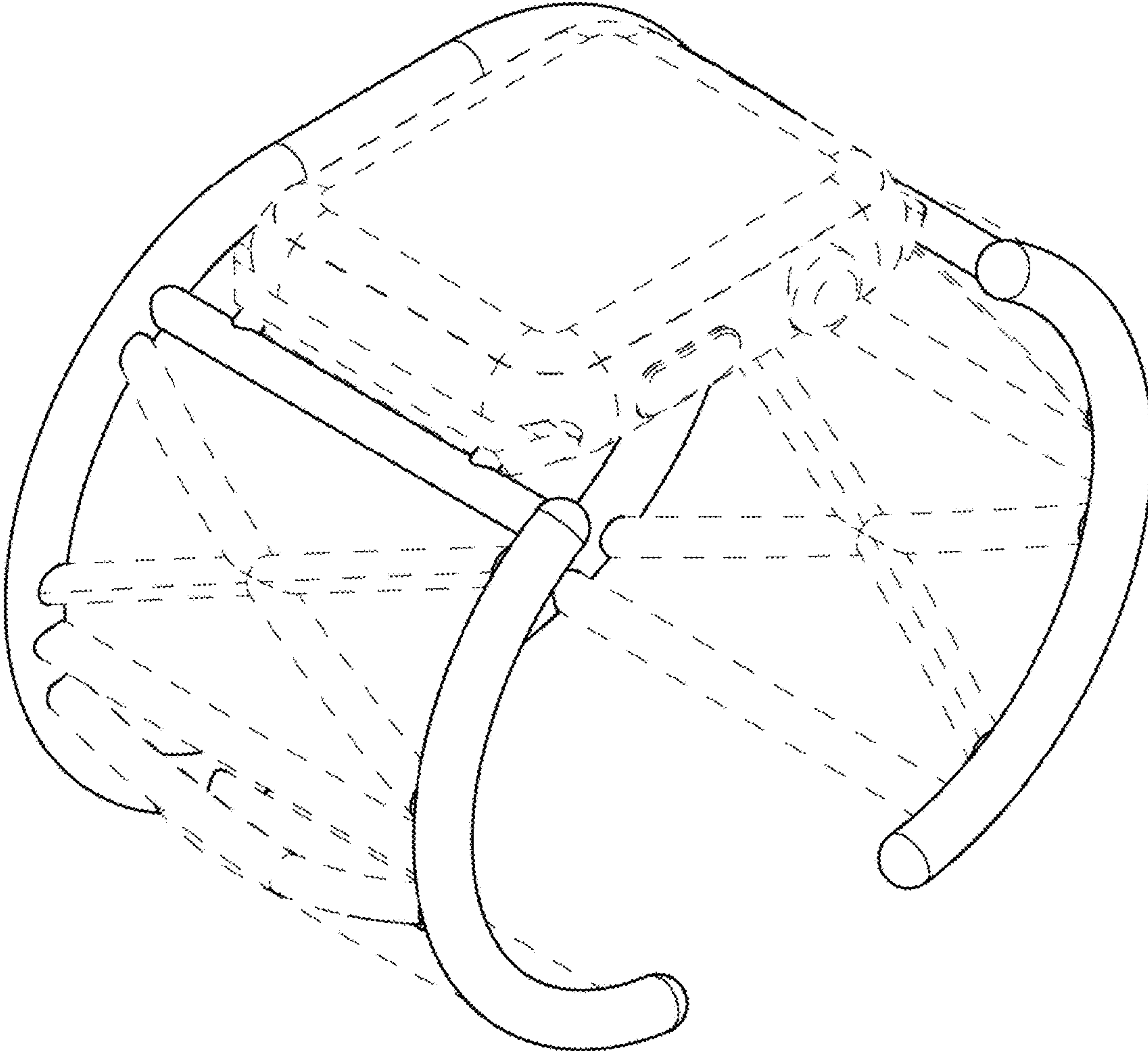


FIG. 6