



US00D814937S

(12) **United States Design Patent** (10) **Patent No.:** **US D814,937 S**
Lupori (45) **Date of Patent:** **** Apr. 10, 2018**

(54) **WHISKEY BOTTLE**
(71) Applicant: **Rosebell, Inc.**, Steamboat Springs, CO (US)

D664,858 S * 8/2012 Rippel D9/621
D668,549 S * 10/2012 Habtegabriel D9/621
D711,240 S * 8/2014 Orozco D9/621
D721,974 S * 2/2015 Grubb D9/621
D724,882 S * 3/2015 Giraldez D7/517

(72) Inventor: **John P. Lupori**, Steamboat Springs, CO (US)

OTHER PUBLICATIONS

(73) Assignee: **John P. Lupori**, Steamboat Springs, CO (US)

<https://www.google.com/search?q=Damiana+liqueur&biw=2133&bih=1061&tbm=isch&tbo=u&source=univ&sa=X&ved=0ahUKEwjrlDngJvNAhUUKIHKXR1D9gQsAQIKQ&dpr=0.9#imgrc=-AUai2BJEdWSEM%3A>
<http://www.gypsyvodka.com/home#intro>
<http://www.deepeddyvodka.com/2.0/>

(**) Term: **15 Years**

(21) Appl. No.: **29/560,931**

* cited by examiner

(22) Filed: **Apr. 12, 2016**

(51) **LOC (11) Cl.** **09-01**

Primary Examiner — Sandra L Morris

(52) **U.S. Cl.**
USPC **D9/621; D9/624**

(74) *Attorney, Agent, or Firm* — Michael P. Mazza, LLC

(58) **Field of Classification Search**
USPC D3/270, 271.1–271.4; D7/510, 514–520, D7/599, 604, 613, 619.2, 623, 628; D9/600–601, 614, 621–622, 624–628; 206/457, 459.5, 527; 215/381–384, 400
CPC B65D 5/4258; B65D 81/60; B65D 81/365; B65D 81/366; B65D 81/368; B65D 2203/00; B65D 2203/02

(57) **CLAIM**

See application file for complete search history.

The ornamental design for a whiskey bottle, as shown and described.

DESCRIPTION

(56) **References Cited**

U.S. PATENT DOCUMENTS

D320,736 S * 10/1991 Combes D9/621
D390,779 S * 2/1998 Walter D9/621
D417,615 S * 12/1999 Fitch D9/619
D454,299 S * 3/2002 Charrey D9/622
D589,816 S * 4/2009 Takahashi D9/621
D591,559 S * 5/2009 Groshon D7/516
D621,661 S * 8/2010 Levovnik D7/517
D639,671 S * 6/2011 Valik D9/621

FIG. 1 is a front and side perspective view of the whiskey bottle of the present invention;
FIG. 2 is a rear elevational view thereof;
FIG. 3 is a left-side elevational view thereof;
FIG. 4 is a right-side elevational view thereof;
FIG. 5 is a top plan view thereof; and
FIG. 6 is a bottom plan view thereof; and,
FIG. 7 is a top and side perspective view thereof.
The broken line showing is for illustrative purposes only, and forms no part of the claimed design.

1 Claim, 6 Drawing Sheets

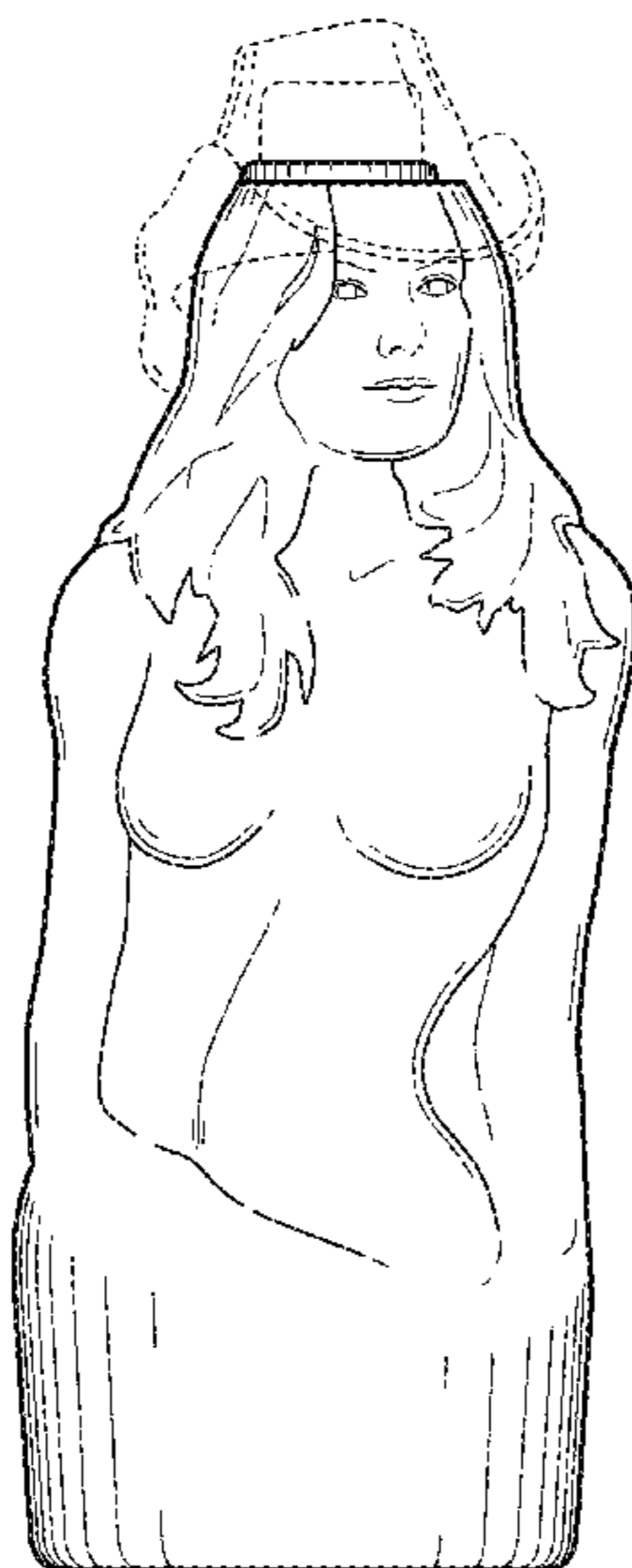




FIG. 1

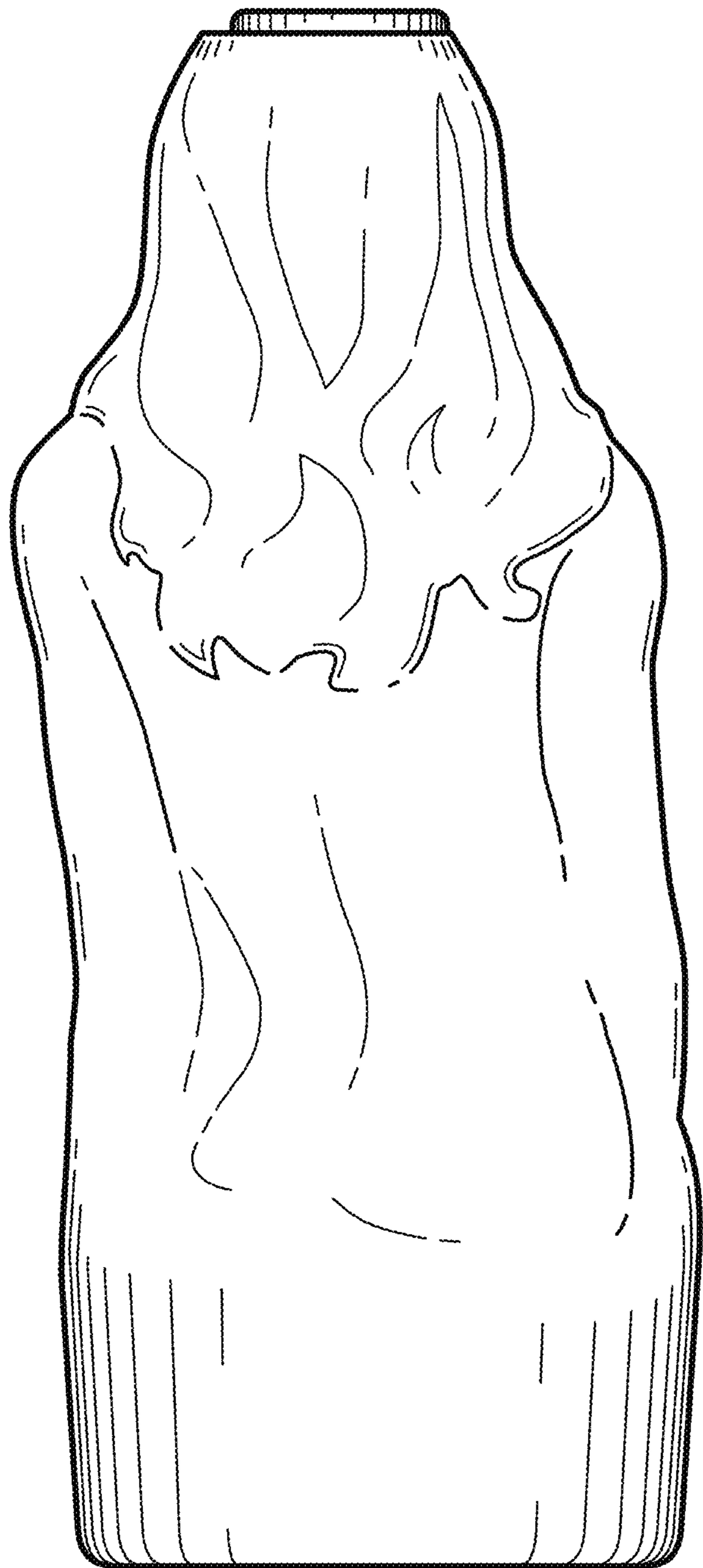


FIG. 2



FIG. 3



FIG. 4

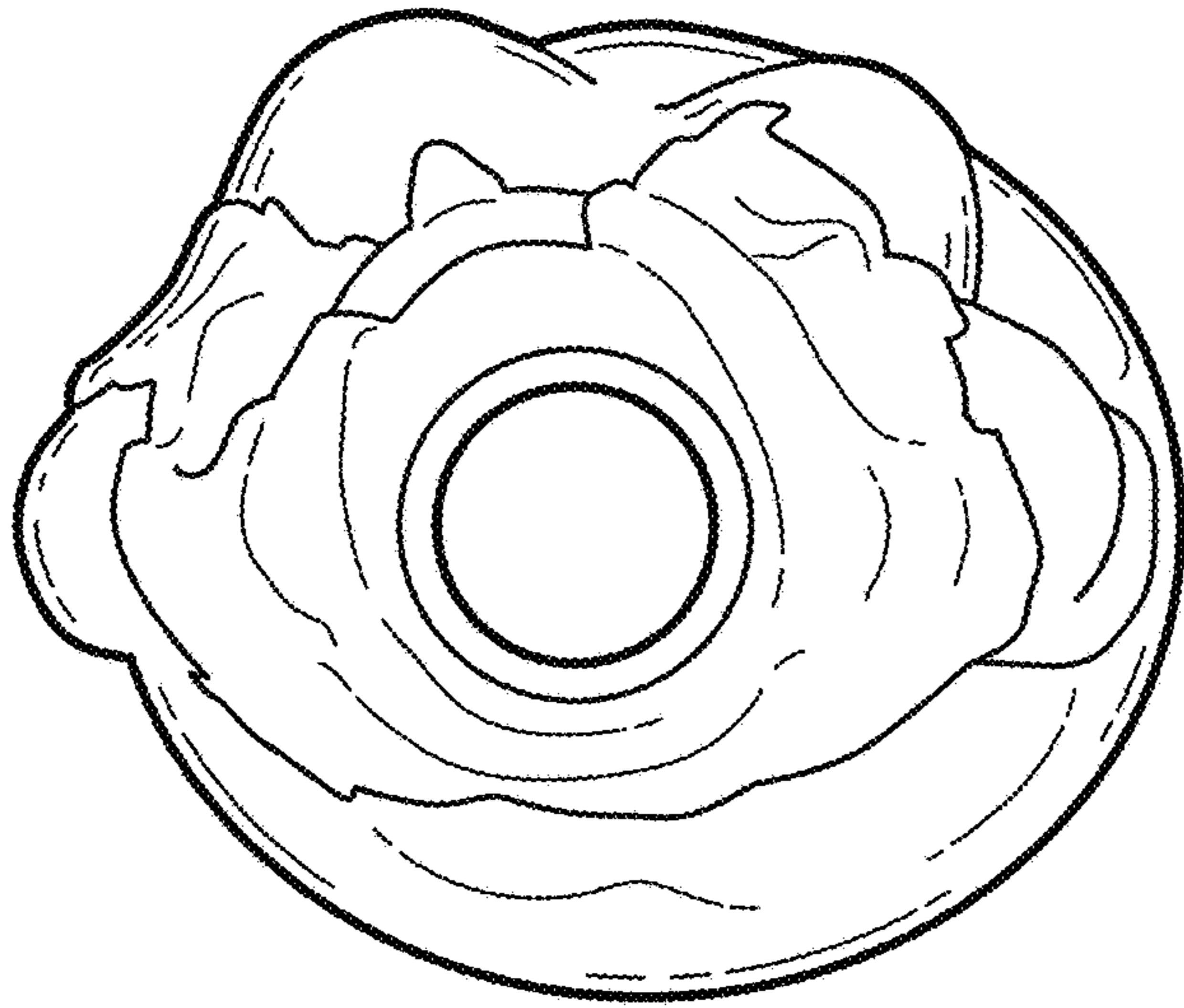


FIG. 5

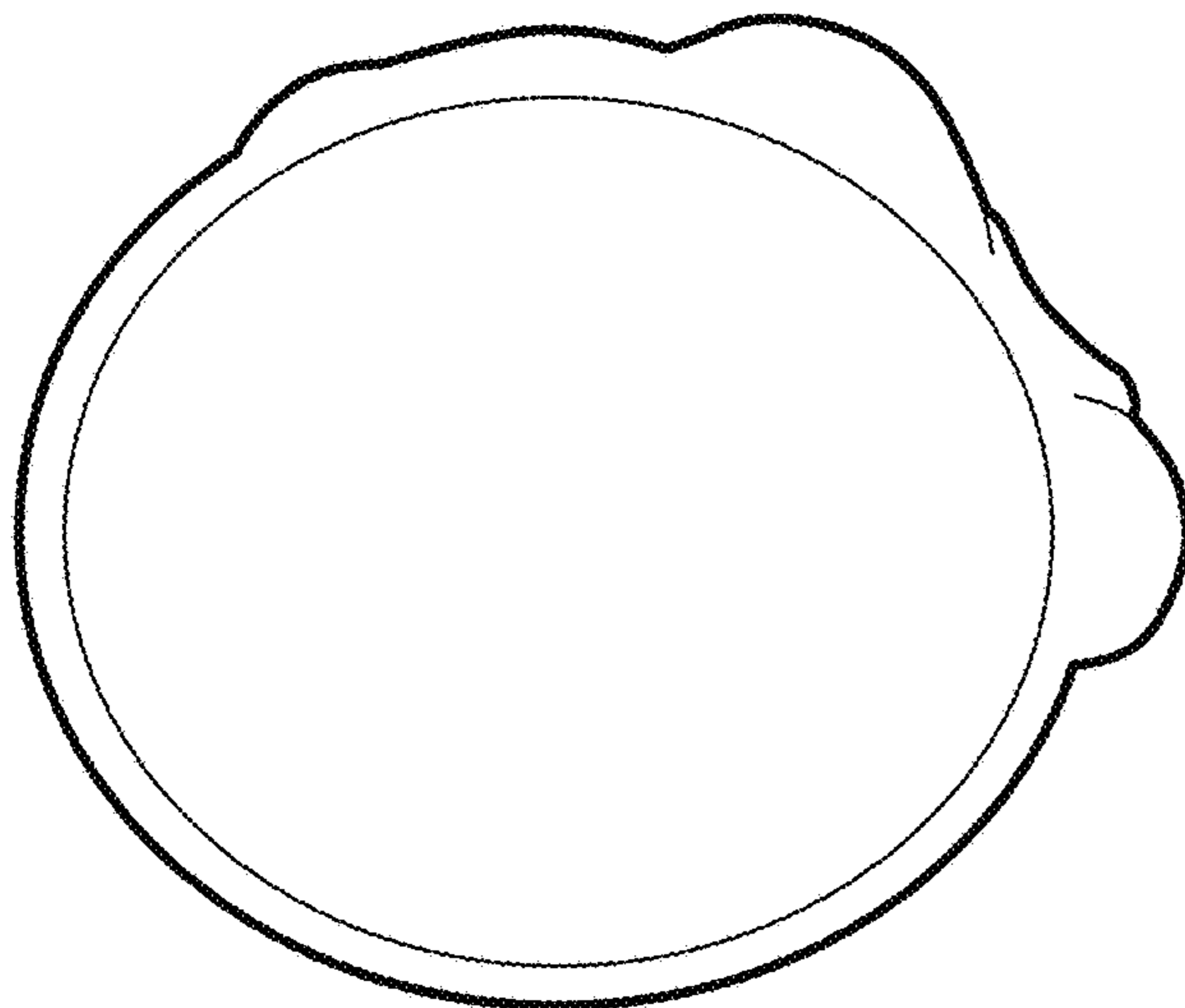


FIG. 6




FIG. 7