



US00D814927S

(12) **United States Design Patent** (10) **Patent No.:** **US D814,927 S**  
**Campagnolo** (45) **Date of Patent:** **\*\* Apr. 10, 2018**

(54) **BLANK FOR FORMING A CONTAINER**  
 (71) Applicant: **Visy R & D Pty Ltd**, Southbank (AU)  
 (72) Inventor: **Barry Glenn Campagnolo**, Tully (AU)  
 (73) Assignee: **Visy R & D Pty Ltd**, Southbank  
 Victoria (AU)  
 (\*\*) Term: **15 Years**  
 (21) Appl. No.: **29/573,498**  
 (22) Filed: **Aug. 5, 2016**

(30) **Foreign Application Priority Data**  
 Feb. 5, 2016 (AU) ..... 201610614  
 (51) **LOC (11) Cl.** ..... **09-03**  
 (52) **U.S. Cl.**  
 USPC ..... **D9/433**  
 (58) **Field of Classification Search**  
 USPC ..... D9/414-434, 442-445, 456, 457, 542,  
 D9/563, 600, 614-624, 655, 657, 658,  
 D9/661, 685, 696, 697-699, 707, 708,  
 D9/711, 754, 759, 772-776; D3/273,  
 D3/276, 304, 305, 307; D7/601, 602,  
 D7/709  
 CPC ..... B65D 5/00; B65D 5/001; B65D 5/0015;  
 B65D 5/0227-5/0254; B65D 5/18; B65D  
 5/38; B65D 5/40; B65D 5/2033; B65D  
 5/6605; B65D 5/48024; B65D 1/22;  
 B65D 1/24; B65D 1/34; B65B 5/06  
 See application file for complete search history.

(56) **References Cited**  
 U.S. PATENT DOCUMENTS  
 D232,303 S \* 8/1974 Bamberg et al. .... D9/433  
 D309,107 S \* 7/1990 Winterling ..... D9/433

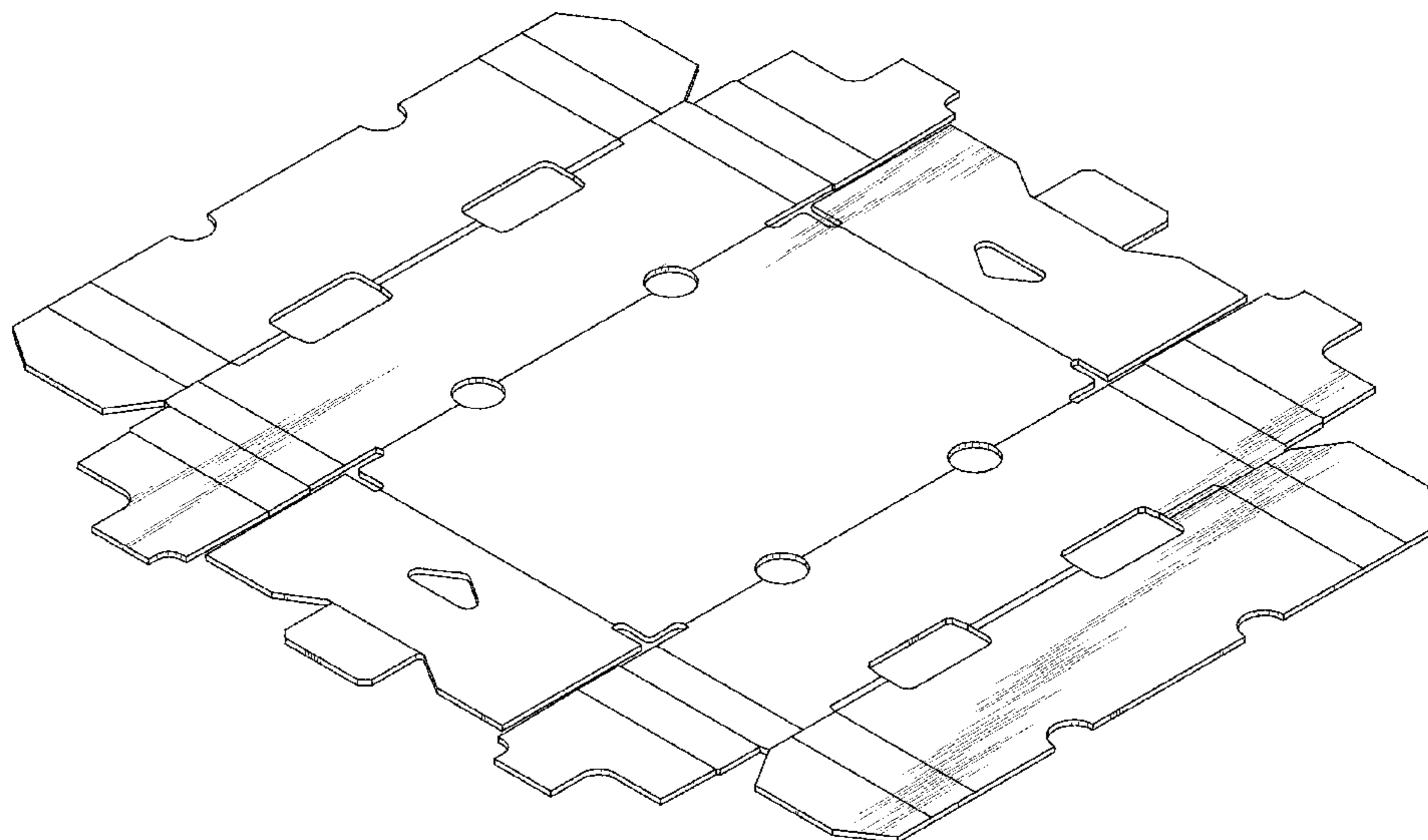
5,445,314 A \* 8/1995 Newsome ..... B65D 5/48014  
 229/120.21  
 D650,666 S \* 12/2011 Daley ..... D9/433  
 D652,312 S \* 1/2012 Boyer ..... D9/433  
 D652,737 S \* 1/2012 Boyer ..... D9/432  
 D655,601 S \* 3/2012 Daley ..... D9/432  
 8,191,761 B2 \* 6/2012 Brand ..... B65D 5/46192  
 229/117.12  
 8,978,963 B2 \* 3/2015 Kastanek ..... B65D 71/36  
 229/101  
 2006/0175386 A1 \* 8/2006 Holley, Jr. .... B65D 71/36  
 229/122  
 2015/0034709 A1 \* 2/2015 Spivey, Sr. .... B65D 71/36  
 229/117.24  
 2017/0166347 A1 \* 6/2017 Couture ..... B65D 5/003

\* cited by examiner  
*Primary Examiner* — Vy Koenig  
*Assistant Examiner* — Omeed Agilee  
 (74) *Attorney, Agent, or Firm* — Schwegman Lundberg &  
 Woessner, P.A.

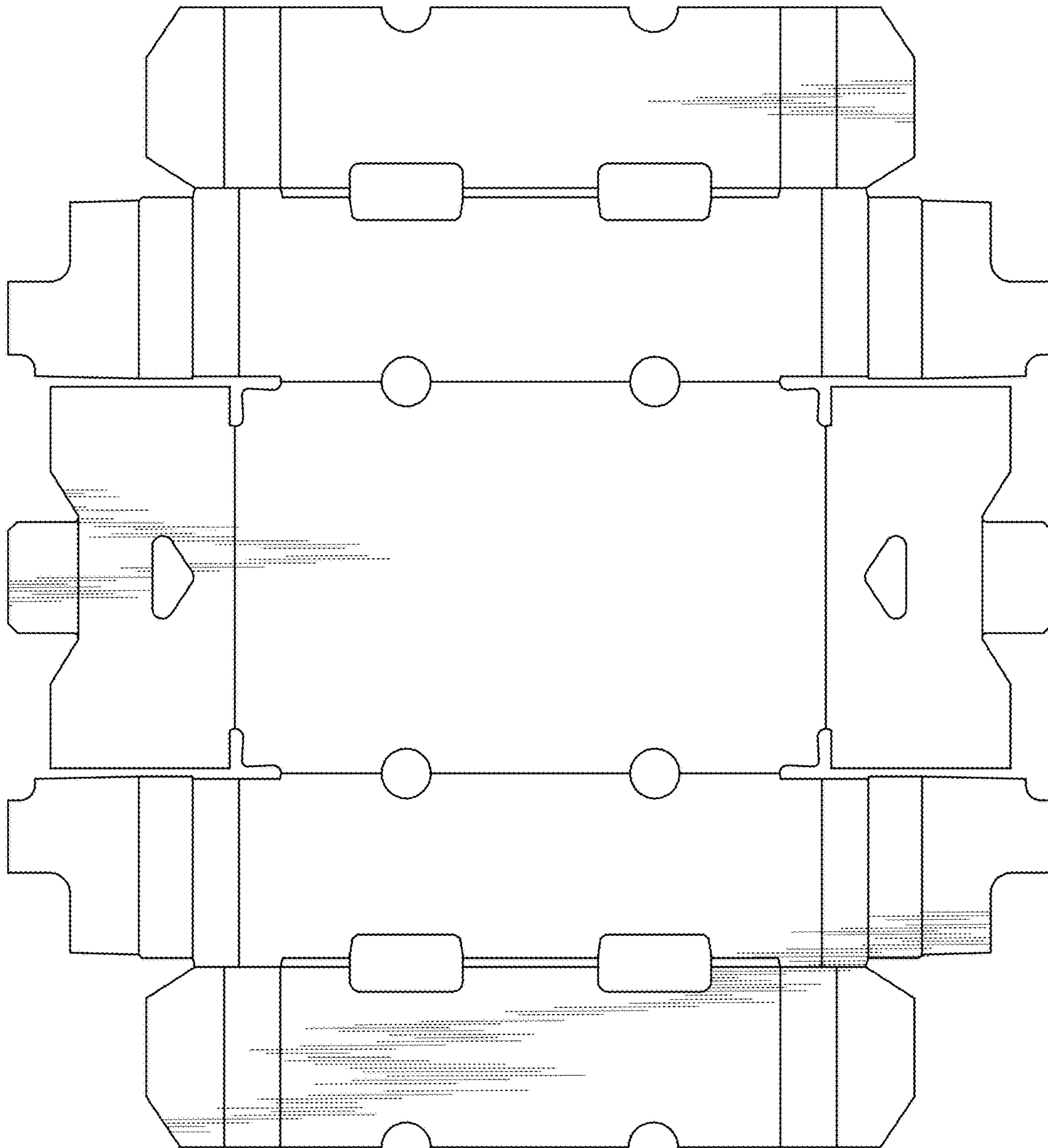
(57) **CLAIM**  
 The ornamental design for a blank for forming a container,  
 as shown and described.

**DESCRIPTION**  
 FIG. 1 is a top plan view of the blank for forming a container  
 showing the new design, the bottom view is a mirror image  
 of the top view;  
 FIG. 2 is a front view thereof, the back view is a mirror  
 image of the front view;  
 FIG. 3 is a right side view thereof, the left side view is a  
 mirror image of the right side view; and,  
 FIG. 4 is a top perspective view thereof.  
 The broken lines in the figures are illustrative of features that  
 form no part of the claimed design.

**1 Claim, 3 Drawing Sheets**



*Fig. 1*

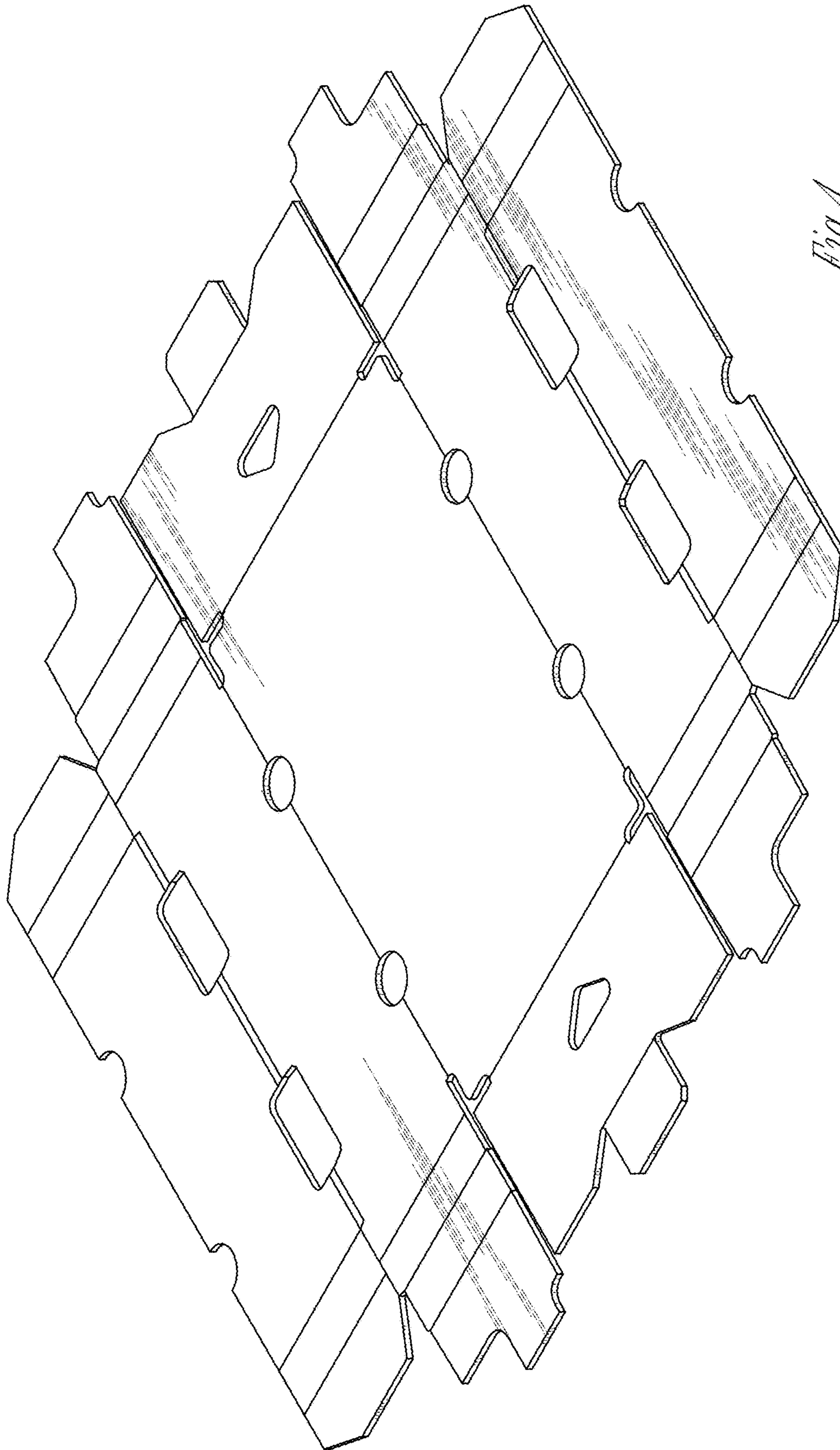




*Fig. 2*



*Fig. 3*



*Fig. 4*