



US00D814912S

(12) **United States Design Patent**  
**Reigstad**

(10) **Patent No.:** **US D814,912 S**  
(45) **Date of Patent:** **\*\* Apr. 10, 2018**

(54) **POST-TENSION CONCRETE SPLICING DEVICE**

(71) Applicant: **REIGSTAD & ASSOCIATES, INC.**,  
Saint Paul, MN (US)

(72) Inventor: **Gordon H. Reigstad**, Saint Paul, MN  
(US)

(73) Assignee: **REIGSTAD & ASSOCIATES, INC.**,  
Saint Paul, MN (US)

(\*\*) Term: **15 Years**

(21) Appl. No.: **29/573,603**

(22) Filed: **Aug. 8, 2016**

(51) **LOC (11) Cl.** ..... **08-08**

(52) **U.S. Cl.**  
USPC ..... **D8/382**

(58) **Field of Classification Search**  
USPC .... D8/14, 71, 349, 354, 382, 394, 396, 397,  
D8/499; D25/102, 119, 124, 133, 164,  
D25/199

CPC ... E04C 5/08; E04C 5/165; E04C 5/18; E04C  
5/162; E04B 5/32; E04B 2005/324; E04B  
2103/02; F16B 7/182

See application file for complete search history.

(56) **References Cited**

**U.S. PATENT DOCUMENTS**

- 518,793 A \* 4/1894 Smith ..... E04C 5/165  
15/145
- 2,251,189 A 7/1941 Jensen
- 2,843,408 A 7/1958 Stukenborg
- 4,099,360 A \* 7/1978 Outram ..... E02D 5/523  
52/126.7
- 4,708,038 A \* 11/1987 Hellnick ..... E21B 17/0423  
285/333
- 5,046,878 A 9/1991 Young

- 5,152,118 A \* 10/1992 Lancelot ..... E04C 5/125  
52/848
- 5,230,199 A \* 7/1993 Yee ..... E04C 5/165  
403/301
- 5,305,573 A \* 4/1994 Baumann ..... E04C 5/165  
403/305
- 5,411,347 A \* 5/1995 Bowmer ..... E04C 5/165  
403/305
- 5,746,555 A 5/1998 McEvoy
- 5,876,147 A \* 3/1999 Longo ..... F16B 7/182  
216/429
- 5,924,235 A \* 7/1999 McCulley ..... A01K 87/02  
403/334
- 6,073,642 A 6/2000 Huang  
(Continued)

*Primary Examiner* — Sandra S Snapp

*Assistant Examiner* — Ieisha N Price

(74) *Attorney, Agent, or Firm* — Hamre, Schumann,  
Mueller & Larson, P.C.

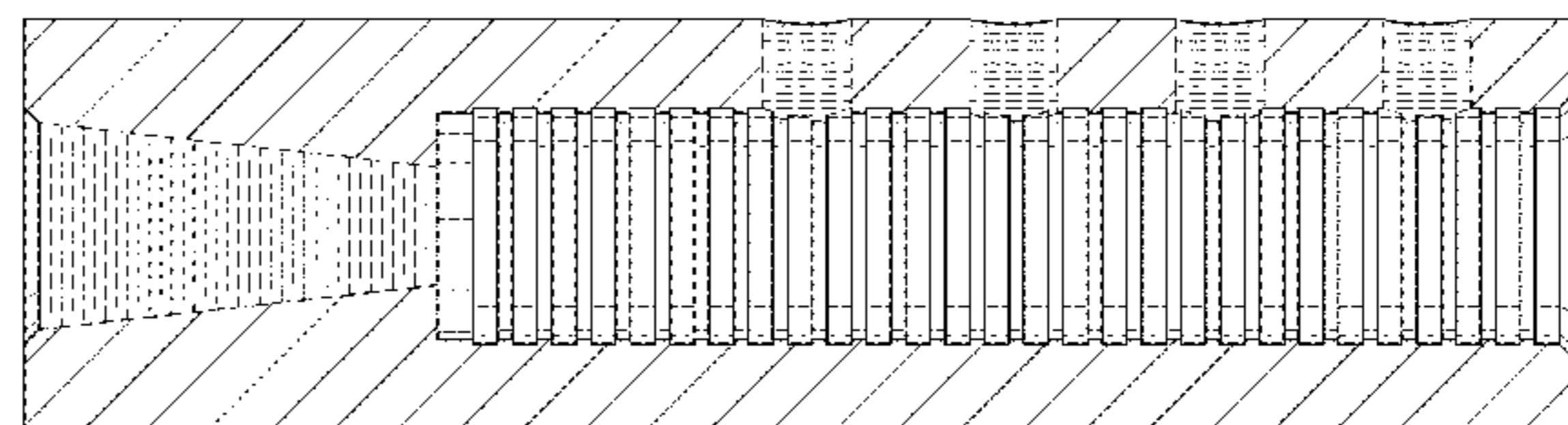
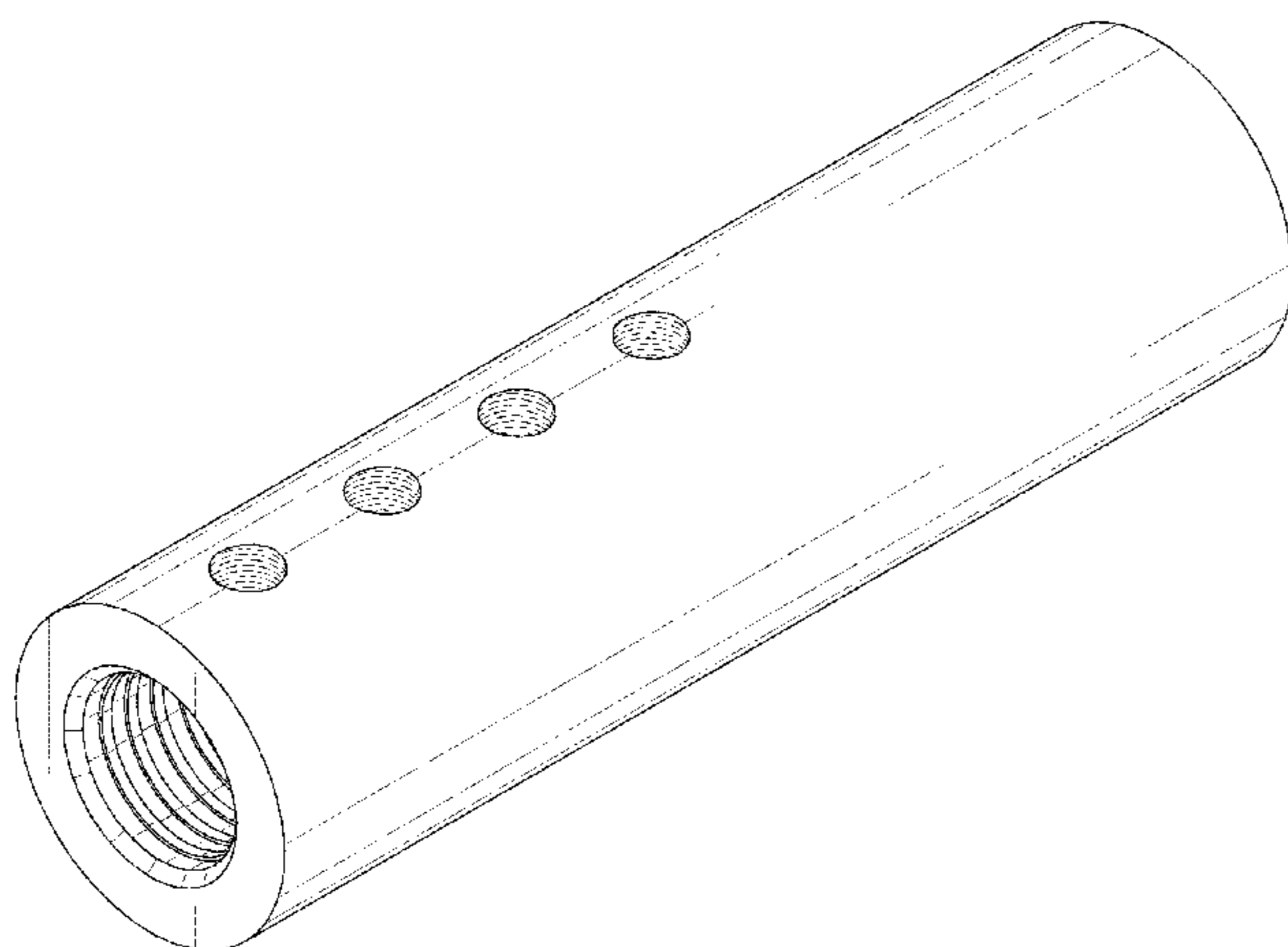
(57) **CLAIM**

The ornamental design for a post-tension concrete splicing device, as shown and described.

**DESCRIPTION**

FIG. 1 is a perspective view of a post-tension concrete splicing device;  
 FIG. 2 is a front elevational view thereof, and a rear elevational view is a mirror image of the front elevational view;  
 FIG. 3 a top elevational view thereof;  
 FIG. 4 is a bottom elevational view thereof;  
 FIG. 5 is a right side view thereof;  
 FIG. 6 is a left side view thereof;  
 FIG. 7 is a section view along 7-7 in FIG. 5; and,  
 FIG. 8 is a section view along 8-8 in FIG. 2.  
 The broken lines defining threads illustrate environmental subject matter only and form no part of the claimed design.  
 Surface shading lines form no part of the claimed design.

**1 Claim, 4 Drawing Sheets**



# US D814,912 S

Page 2

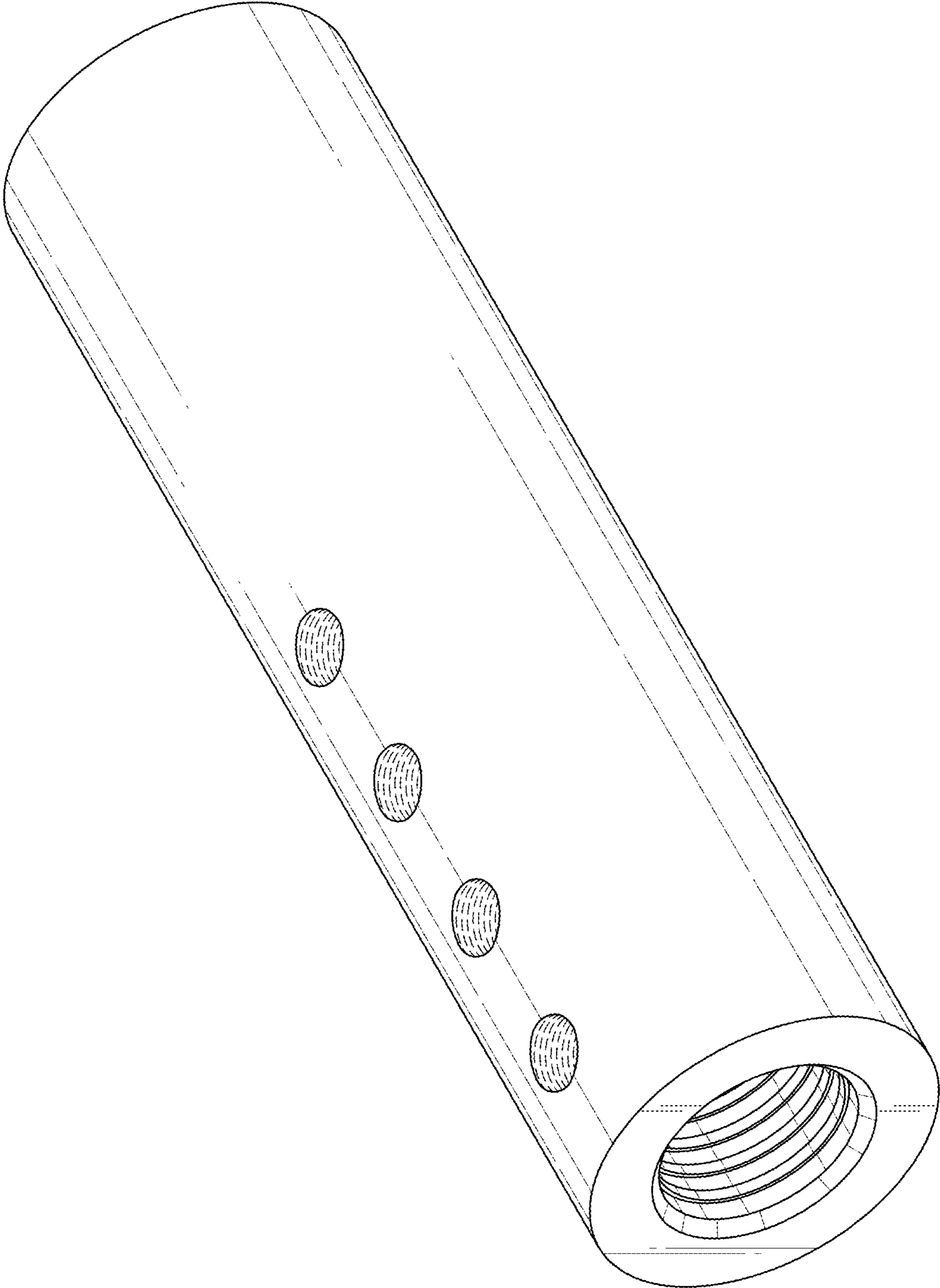
(56)

## References Cited

### U.S. PATENT DOCUMENTS

6,152,643	A *	11/2000	Miller	.....	F16B 37/0857 279/23.1				
6,202,282	B1	3/2001	Holdsworth						
D489,967	S	5/2004	Funk						
6,851,245	B1	2/2005	Abukawa						
6,964,408	B1	11/2005	Scalfari						
D579,990	S	11/2008	Dalcourt						
D605,499	S	12/2009	Gaudron						
D714,132	S	9/2014	Hazantonis						
8,985,709	B2	3/2015	Schlanger						
2002/0114664	A1	8/2002	Gregel et al.						
2004/0238558	A1 *	12/2004	Frohlich	.....	E04C 5/165 221/210				
2005/0072103	A1	4/2005	Hopwood						
2005/0169701	A1	8/2005	Kies et al.						
2005/0180813	A1 *	8/2005	Van De Riet	.....	E04C 5/165 403/307				
2006/0067785	A1	3/2006	Holdsworth						
2006/0108805	A1 *	5/2006	Papousek	.....	E04C 5/165 285/355				
2006/0228170	A1	10/2006	Joo						
2007/0175167	A1 *	8/2007	Allen	.....	E04C 5/165 403/307				
2008/0172979	A1 *	7/2008	Wilson	.....	E04C 5/165 52/848				
2010/0031607	A1	2/2010	Oliva et al.						
2013/0230350	A1 *	9/2013	Kim	.....	E04C 5/165 403/327				
2014/0010590	A1 *	1/2014	Stewart	.....	C21D 9/0075 403/345				
2014/0318704	A1 *	10/2014	Yamazaki	.....	E04C 5/18 156/293				
2015/0176278	A1 *	6/2015	Reigstad	.....	E04B 5/32 52/223.6				
2016/0340902	A1 *	11/2016	Reigstad	.....	E04B 5/023				
2017/0081853	A1 *	3/2017	Kim	.....	E04G 21/12				
2017/0097090	A1 *	4/2017	Lochmann	.....	F02F 3/00				
2017/0130473	A1 *	5/2017	Weise	.....	E04C 5/165				
2017/0204608	A1 *	7/2017	Yang	.....	E04C 5/165				
2017/0204609	A1 *	7/2017	Reigstad	.....	E04C 5/165				

\* cited by examiner



*Fig. 1*

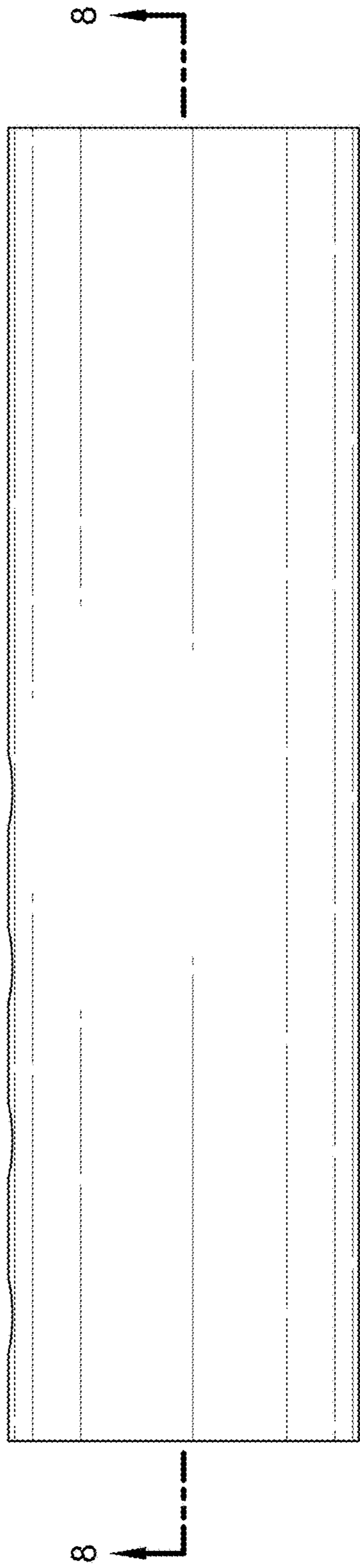


Fig. 2

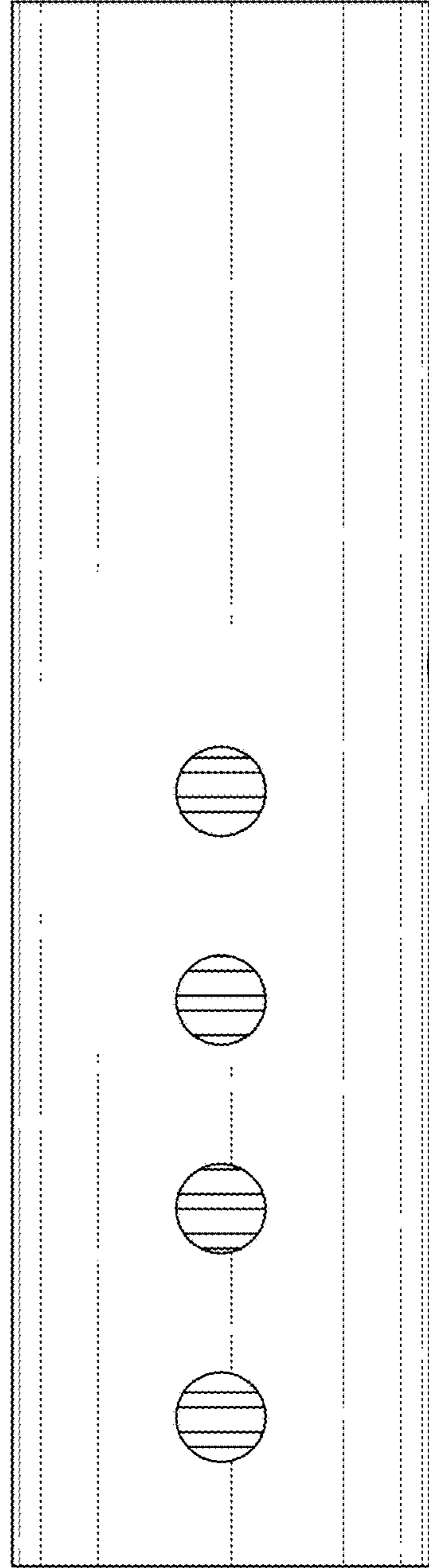

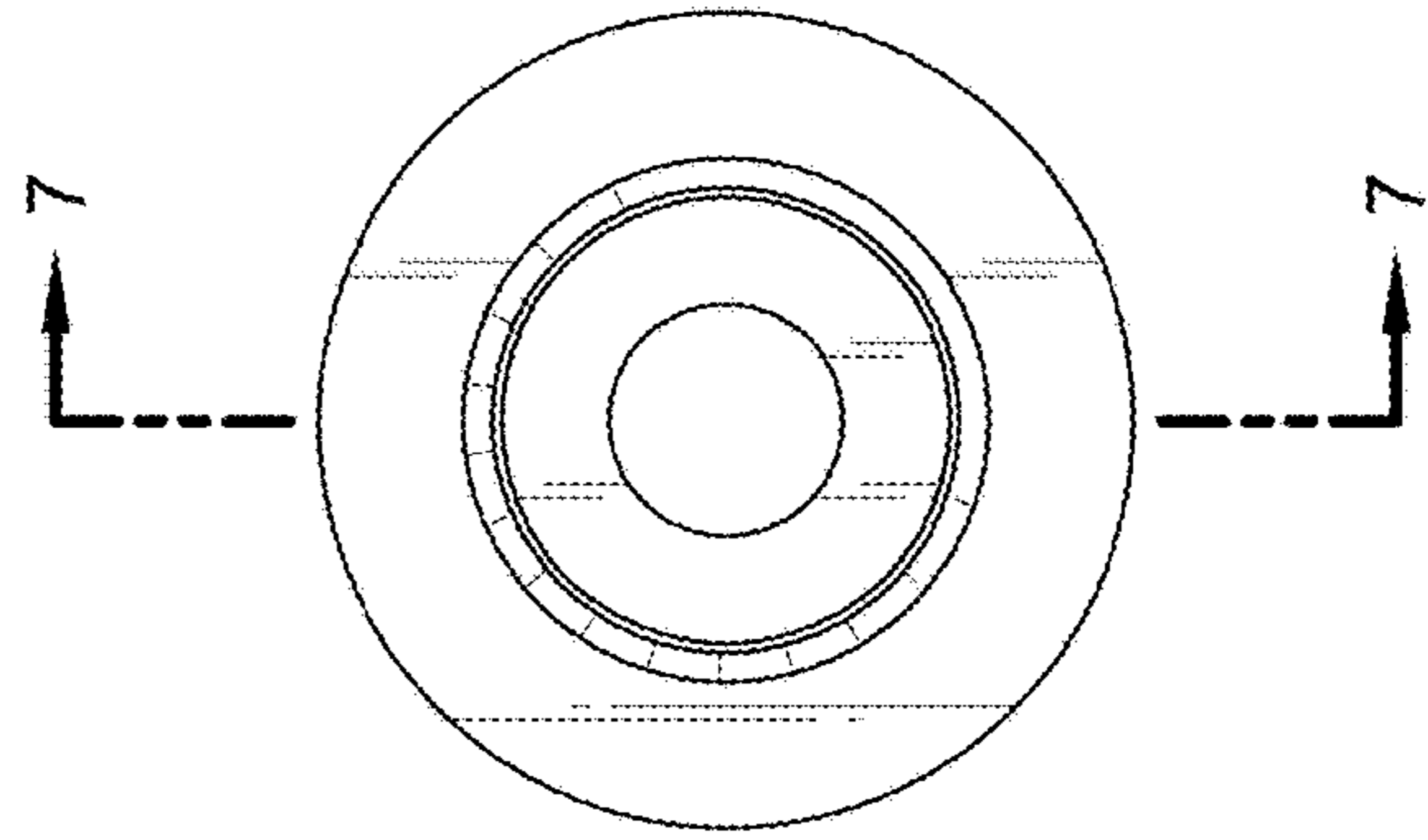


Fig. 3

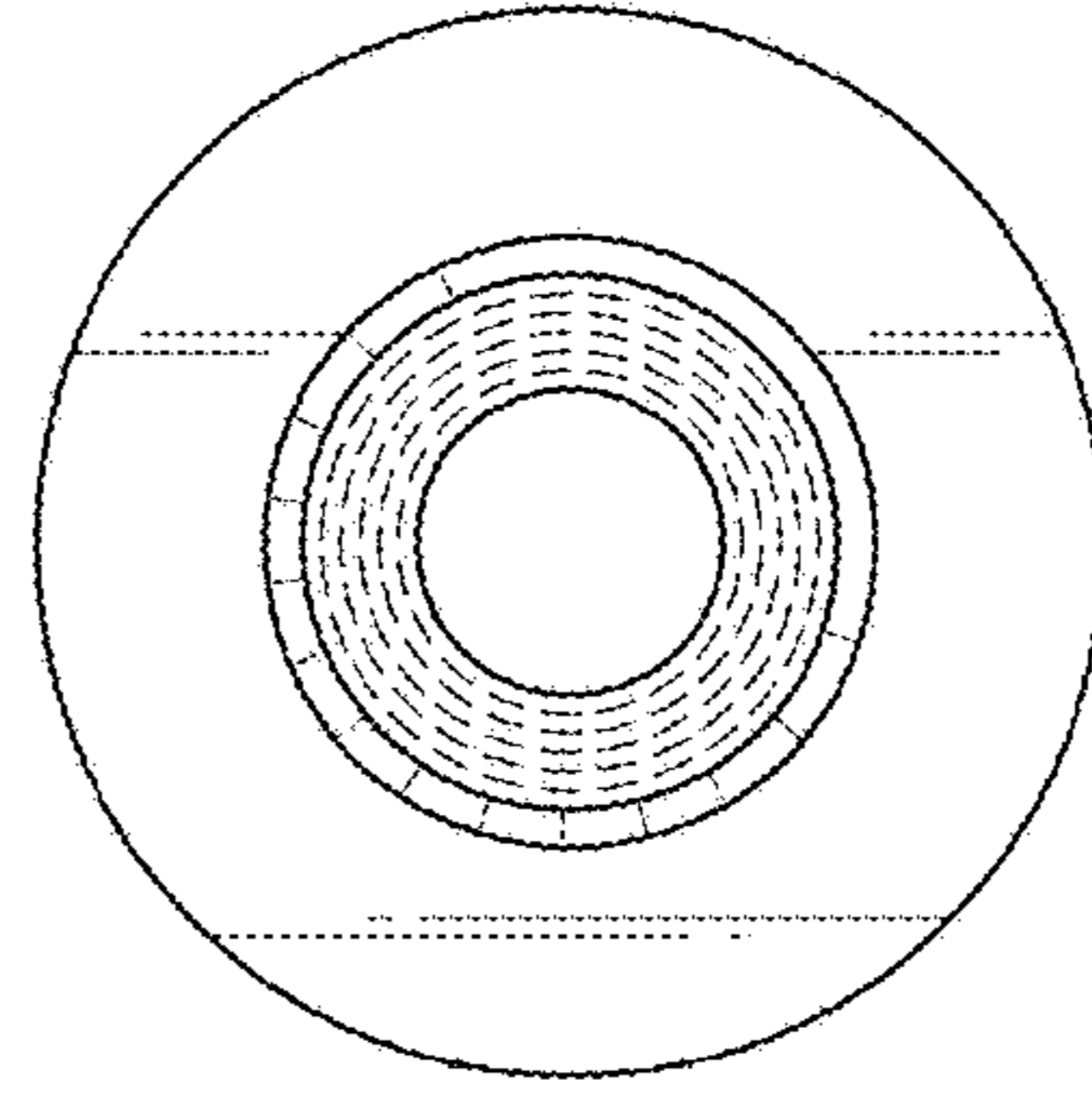
*Fig. 4*



*Fig. 5*



*Fig. 6*



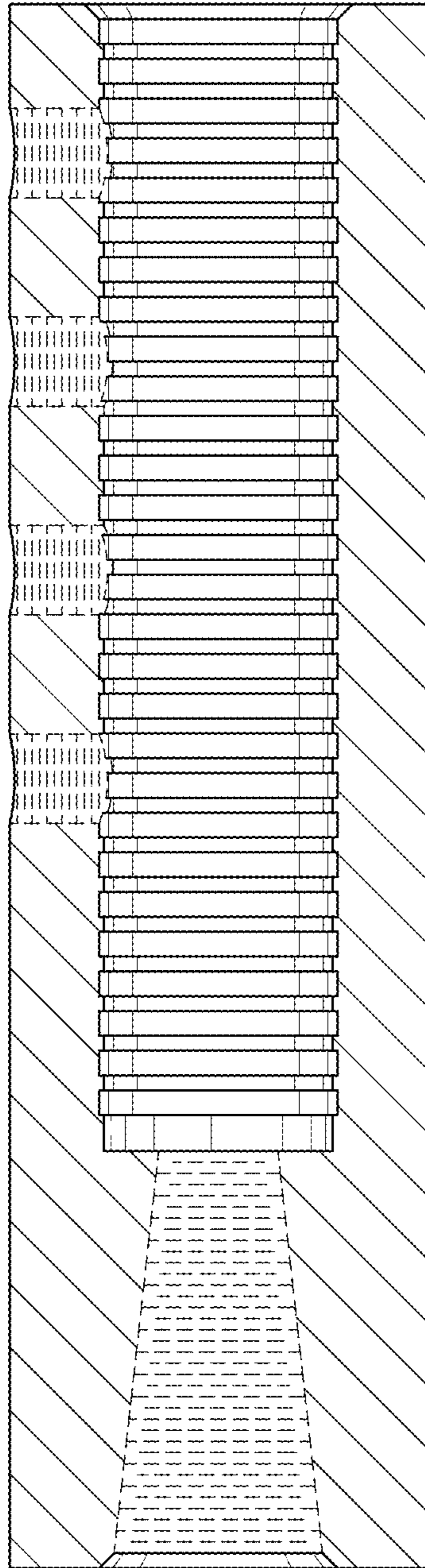


Fig. 7

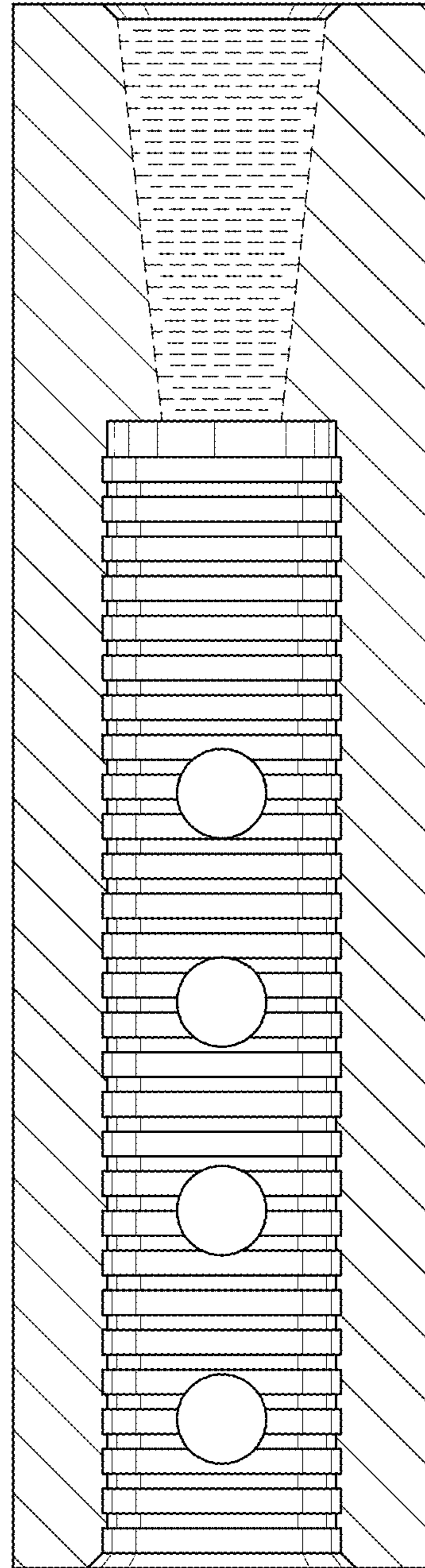


Fig. 8