



US00D814896S

(12) **United States Design Patent**
Bodum

(10) **Patent No.:** **US D814,896 S**
(45) **Date of Patent:** **** Apr. 10, 2018**

- (54) **CORKSCREW**
- (71) Applicant: **PI-Design AG**, Triengen (CH)
- (72) Inventor: **Jorgen Bodum**, Meggen (CH)
- (73) Assignee: **Pi-Design AG**, Triengen (CH)
- (**) Term: **15 Years**
- (21) Appl. No.: **29/576,708**
- (22) Filed: **Sep. 6, 2016**
- (30) **Foreign Application Priority Data**
Mar. 7, 2016 (WO) DM/091823
- (51) **LOC (11) Cl.** **07-06**
- (52) **U.S. Cl.**
USPC **D8/42**
- (58) **Field of Classification Search**
USPC D8/18, 33, 38, 42, 52, 88, 105; D7/665,
D7/666, 669, 679; 30/400; 81/3.4, 3.45,
81/3.55, 3.37; 7/151-156
CPC B67B 7/00; B67B 7/02; B67B 7/04; B67B
7/44; B67B 7/0441
See application file for complete search history.

- (56) **References Cited**
U.S. PATENT DOCUMENTS
181,147 A * 8/1876 Decker B67B 7/0441
24/112
401,672 A * 4/1889 Alvord B67B 7/0441
81/3.29
547,478 A * 10/1895 Brown B67B 7/0441
81/3.29
884,873 A * 4/1908 Stanton B67B 7/0441
81/3.29
2,342,156 A * 2/1944 Miller B67B 7/0441
81/3.29
D146,833 S * 5/1947 Peterson D8/42

- 2,522,219 A * 9/1950 Gaeta B67B 7/0441
81/3.29
- 4,572,034 A * 2/1986 Lee B67B 7/0441
81/3.29
- 4,658,678 A * 4/1987 Pracht B67B 7/0441
81/3.29
- D358,744 S * 5/1995 Entwistle 81/329
- D364,324 S * 11/1995 Entwistle D8/42
- D366,198 S * 1/1996 Laib D8/42
- D389,712 S * 1/1998 Usbeck D8/40
- D397,010 S * 8/1998 Usbeck 7/155
- D412,094 S * 7/1999 Weibel D8/42
- D421,701 S * 3/2000 Hollinger D8/42
- D429,981 S * 8/2000 So D8/42
- D455,622 S * 4/2002 Tse D8/42
- 6,622,595 B1 * 9/2003 Federighi B67B 7/08
7/155
- 6,739,215 B2 * 5/2004 Lozeau B67B 7/0447
7/155
- D491,429 S * 6/2004 Simons D8/42
- D498,651 S * 11/2004 Bates D8/42
- D572,988 S * 7/2008 Jalet D8/42

(Continued)

Primary Examiner — Wan Laymon
Assistant Examiner — Clint A Samuel
(74) *Attorney, Agent, or Firm* — McDonnell Boehnen
Hulbert & Berghoff LLP

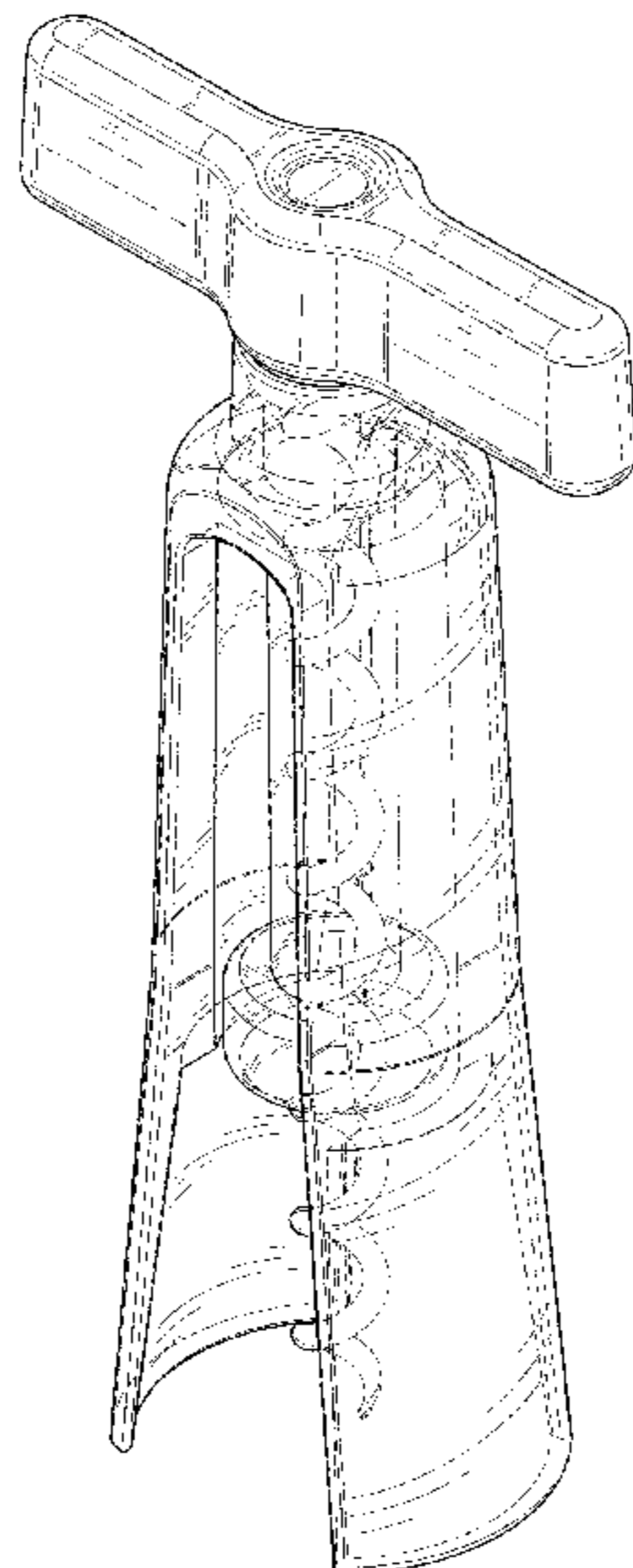
(57) **CLAIM**

The ornamental design for a corkscrew, as shown and described.

DESCRIPTION

FIG. 1 is a perspective view of a corkscrew;
FIG. 2 is a front view thereof;
FIG. 3 is a rear view thereof;
FIG. 4 is a left side view thereof;
FIG. 5 is a right side view thereof;
FIG. 6 is a top view thereof; and,
FIG. 7 is a bottom view thereof.

1 Claim, 7 Drawing Sheets



(56)

References Cited

U.S. PATENT DOCUMENTS

D582,231	S *	12/2008	Caroca	D8/42
D635,424	S *	4/2011	Morgan	D8/42
2002/0014136	A1 *	2/2002	So	B67B 7/0441 81/3.29
2003/0041695	A1 *	3/2003	So	B67B 7/0441 81/3.48
2011/0100164	A1 *	5/2011	Mantilla	B67B 7/0447 81/3.45
2012/0204683	A1 *	8/2012	Nazikian	B67B 1/045 81/3.29
2013/0112044	A1 *	5/2013	Lawlor	B67B 7/0441 81/3.29

* cited by examiner

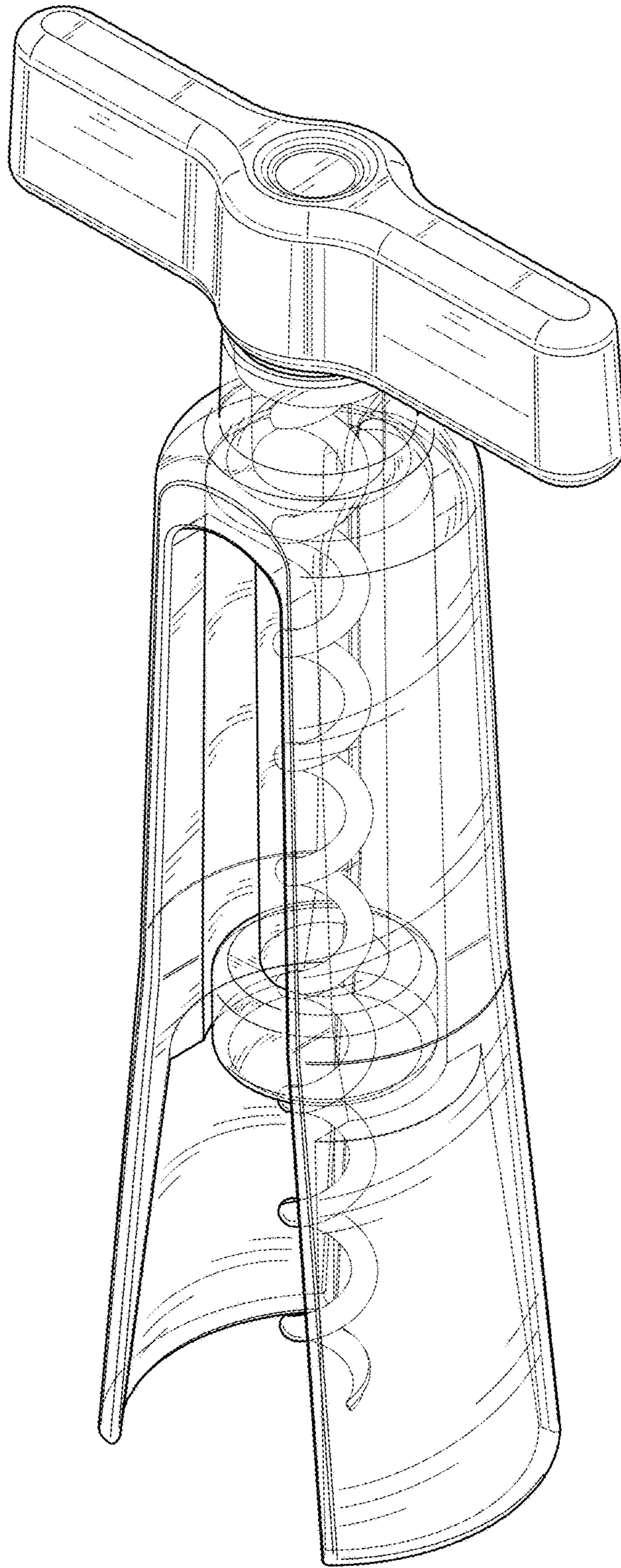


FIG. 1

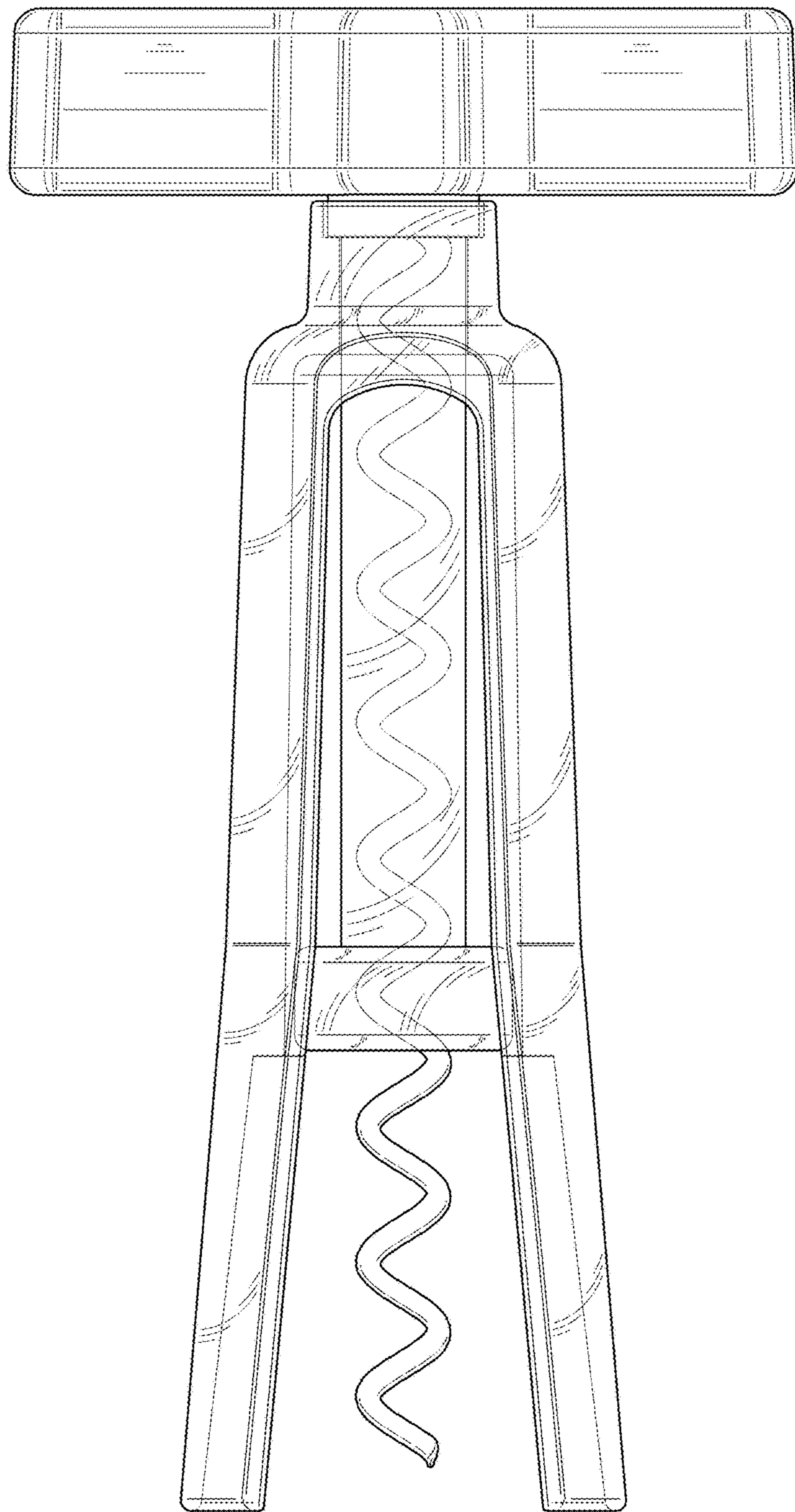


FIG. 2

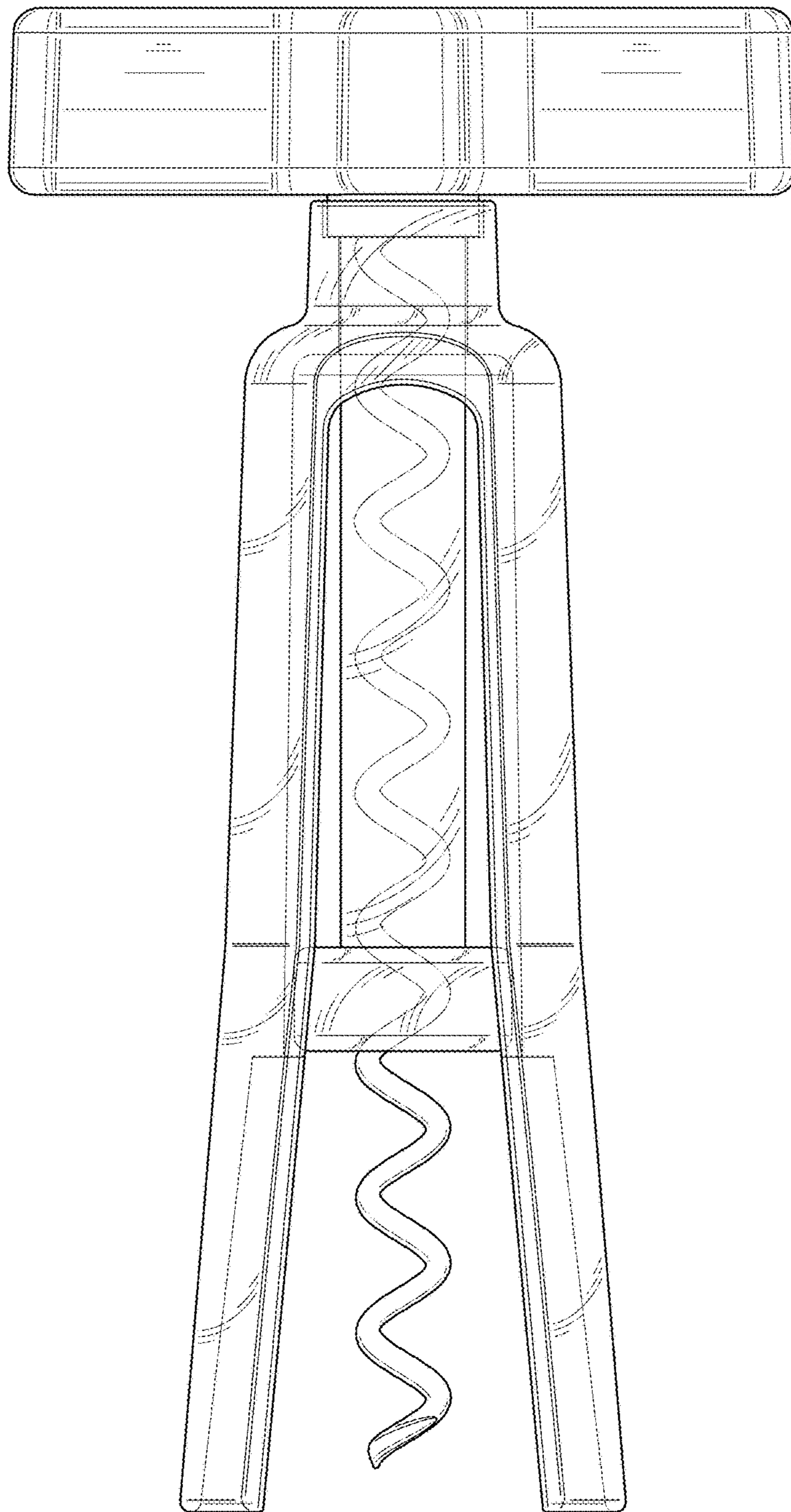


FIG. 3

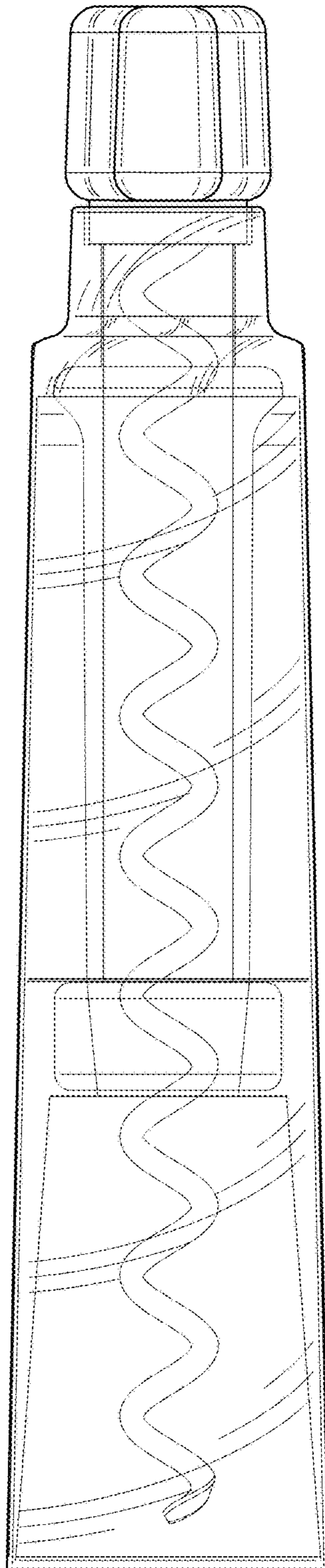


FIG. 4

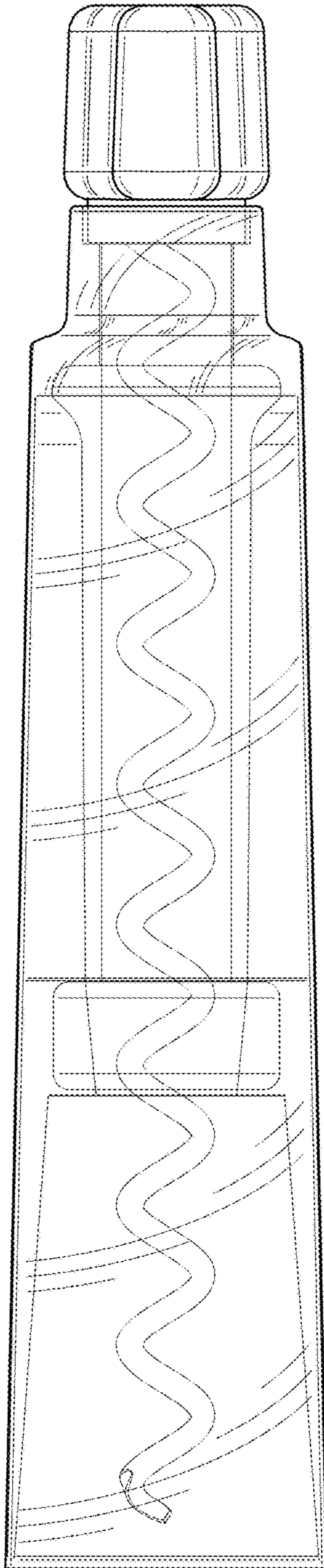


FIG. 5

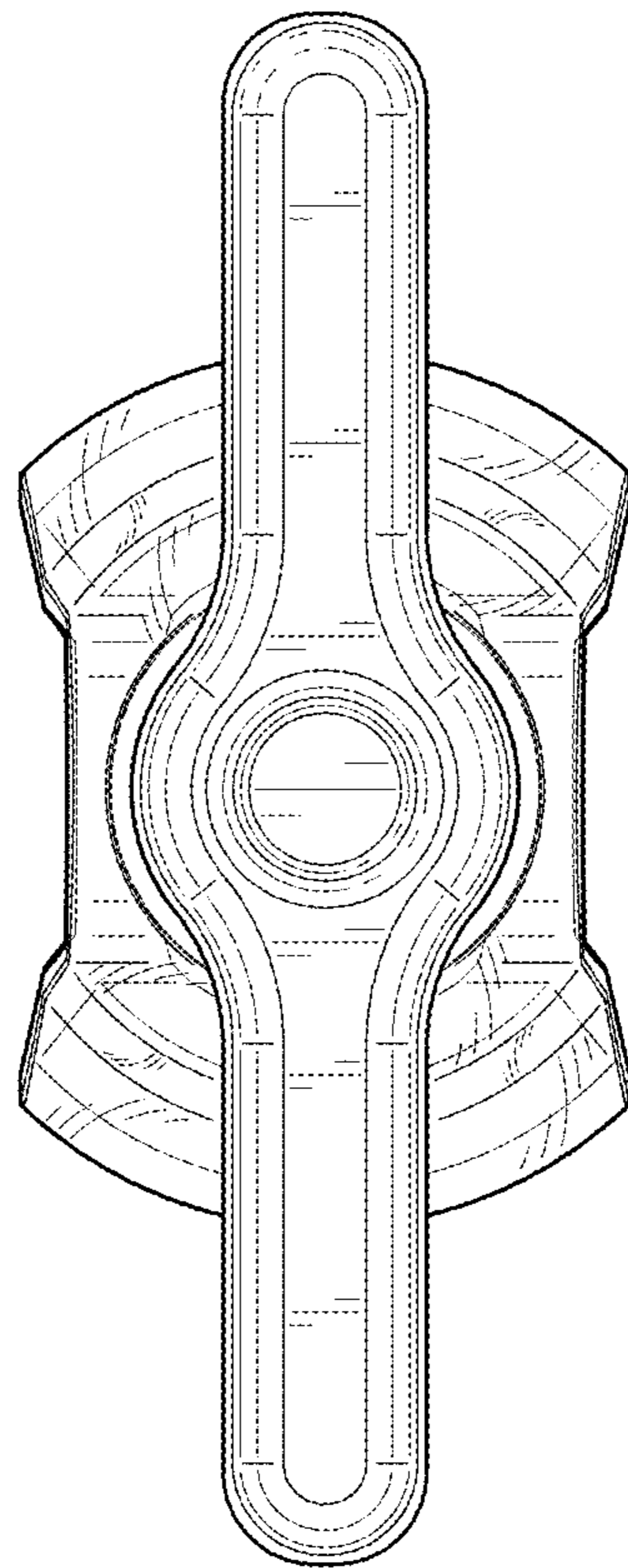


FIG. 6

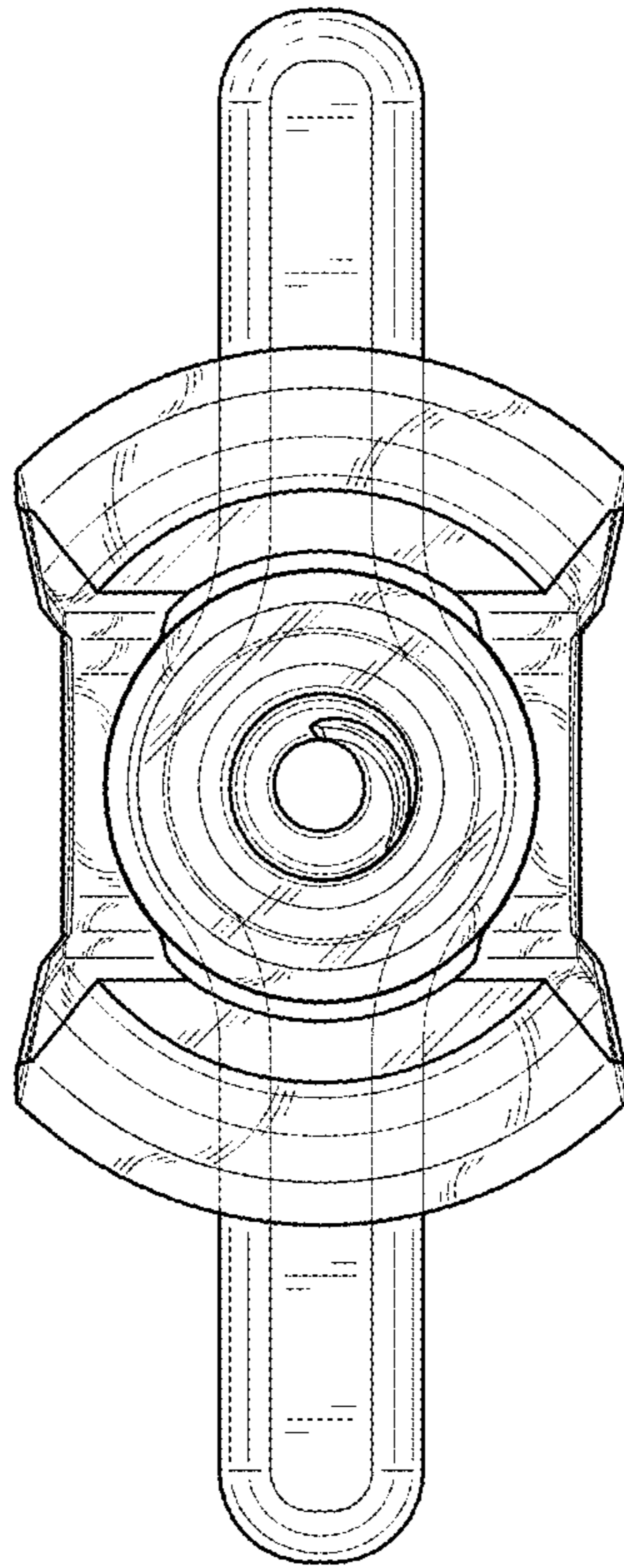


FIG. 7