



US00D814881S

(12) **United States Design Patent**
Kolano

(10) **Patent No.:** **US D814,881 S**

(45) **Date of Patent:** **** Apr. 10, 2018**

(54) **HERB CONTAINER**

(71) Applicant: **HUTZLER MANUFACTURING CO., INC.**, Canaan, CT (US)

(72) Inventor: **William Kolano**, Pittsburgh, PA (US)

(73) Assignee: **Hutzler Manufacturing Co., Inc.**, Canaan, CT (US)

(**) Term: **14 Years**

(21) Appl. No.: **29/519,318**

(22) Filed: **Mar. 4, 2015**

(51) **LOC (11) Cl.** **09-07**

(52) **U.S. Cl.**
USPC **D7/629**

(58) **Field of Classification Search**
USPC D7/629, 590, 591-597, 598, 599, 601, D7/602, 603, 604, 605, 608, 612, 613, D7/614, 615, 619.1, 619.2, 630, 623, 628, D7/710, 514, 518, 515, 509, 538, 539, D7/540, 542, 544, 545; D9/600, 643, D9/644, 645, 646, 647, 655, 661, 738, D9/743, 744, 745, 746, 761, 772, 773, D9/776, 500, 516, 537, 539, 541, 545, D9/546, 549, 551, 559
CPC B65D 43/02; B65D 43/14; B65D 43/16; B65D 2543/00092; B65D 2543/00296; B65D 2543/00537
See application file for complete search history.

(56) **References Cited**

U.S. PATENT DOCUMENTS

2,138,188 A * 11/1938 Morley A01G 9/02
47/29.2
D149,425 S * 4/1948 Kurrash D28/88
2,941,660 A * 6/1960 Tupper B65D 43/0268
220/270

D199,036 S * 9/1964 Friedman et al. D7/599
D199,413 S * 10/1964 Levinson D7/608
3,912,118 A * 10/1975 Bird B65D 43/0212
206/508
D267,071 S * 11/1982 Carlson D7/612
D272,223 S * 1/1984 Daenen D7/629
D299,992 S * 2/1989 Michel D7/539
D334,865 S * 4/1993 Munch D7/354
D335,382 S * 5/1993 O'Brien D7/509
D345,676 S * 4/1994 Biffle D7/510
D346,958 S * 5/1994 Olson D32/35
D351,790 S * 10/1994 Haindl D11/152
D370,300 S * 5/1996 Gottvald D27/172
D397,586 S * 9/1998 Bowers D7/615
D399,050 S * 10/1998 Evans D3/203.2
5,871,116 A * 2/1999 Picchietti A45C 11/20
220/4.24

(Continued)

Primary Examiner — Shannon Morgan

(74) *Attorney, Agent, or Firm* — Michael J. Striker;
Elizabeth C. Richter


(57) **CLAIM**

The ornamental design for an herb container, as shown and described.

DESCRIPTION

FIG. 1 is a front perspective exploded view of an herb container showing my new design;
FIG. 2 is a front elevation exploded view thereof;
FIG. 3 is a rear elevation exploded view thereof;
FIG. 4 is a left side elevation exploded view thereof;
FIG. 5 is a right side elevation exploded view thereof;
FIG. 6 is a top plan exploded view thereof;
FIG. 7 is a bottom plan exploded view thereof;
FIG. 8 is another front perspective view of the herb container of FIG. 1 shown in a closed position thereof; and,
FIG. 9 is a front elevation view thereof.
The broken lines shown in the figures depict portions of the herb container that form no part of the claimed design.

1 Claim, 9 Drawing Sheets



(56)

References Cited

U.S. PATENT DOCUMENTS

D474,377	S	*	5/2003	Holsinger	D7/615
D475,581	S	*	6/2003	Lillelund	D7/629
D478,785	S	*	8/2003	Rorke	D7/628
D593,811	S	*	6/2009	Carreno	D7/608
D594,278	S	*	6/2009	Snell	D7/509
D594,285	S	*	6/2009	Merey	D7/610
D604,110	S	*	11/2009	Braidotti	D7/628
D604,117	S	*	11/2009	Braidotti	D7/628
D614,452	S	*	4/2010	Ablo	D7/628
D641,631	S	*	7/2011	Kawahara	D7/510
D650,242	S	*	12/2011	Ehrenhaus	D7/628
D651,863	S	*	1/2012	Ehrenhaus	D7/628
D684,459	S	*	6/2013	Stowe	D9/428
D685,263	S	*	7/2013	Danenberg	D9/500
D698,496	S	*	1/2014	Smith	D28/76
D721,546	S	*	1/2015	Davidson	D7/624.3
D732,347	S	*	6/2015	Katterheinrich	D7/603
D772,022	S	*	11/2016	Cornu	D7/300.1
2008/0315451	A1	*	12/2008	Urquhart	B65D 81/3876 264/132

* cited by examiner

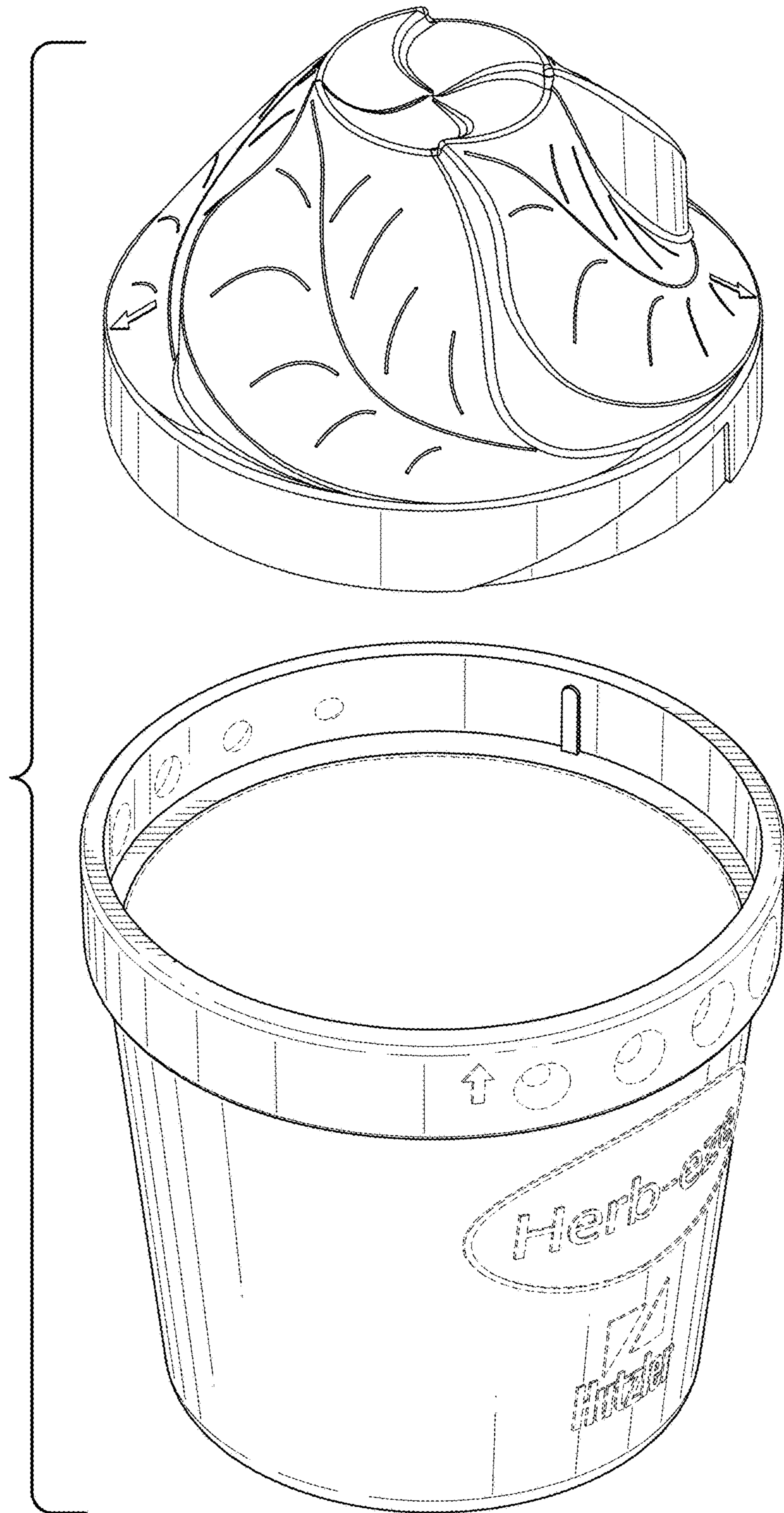


FIG. 1




FIG. 2




FIG.3

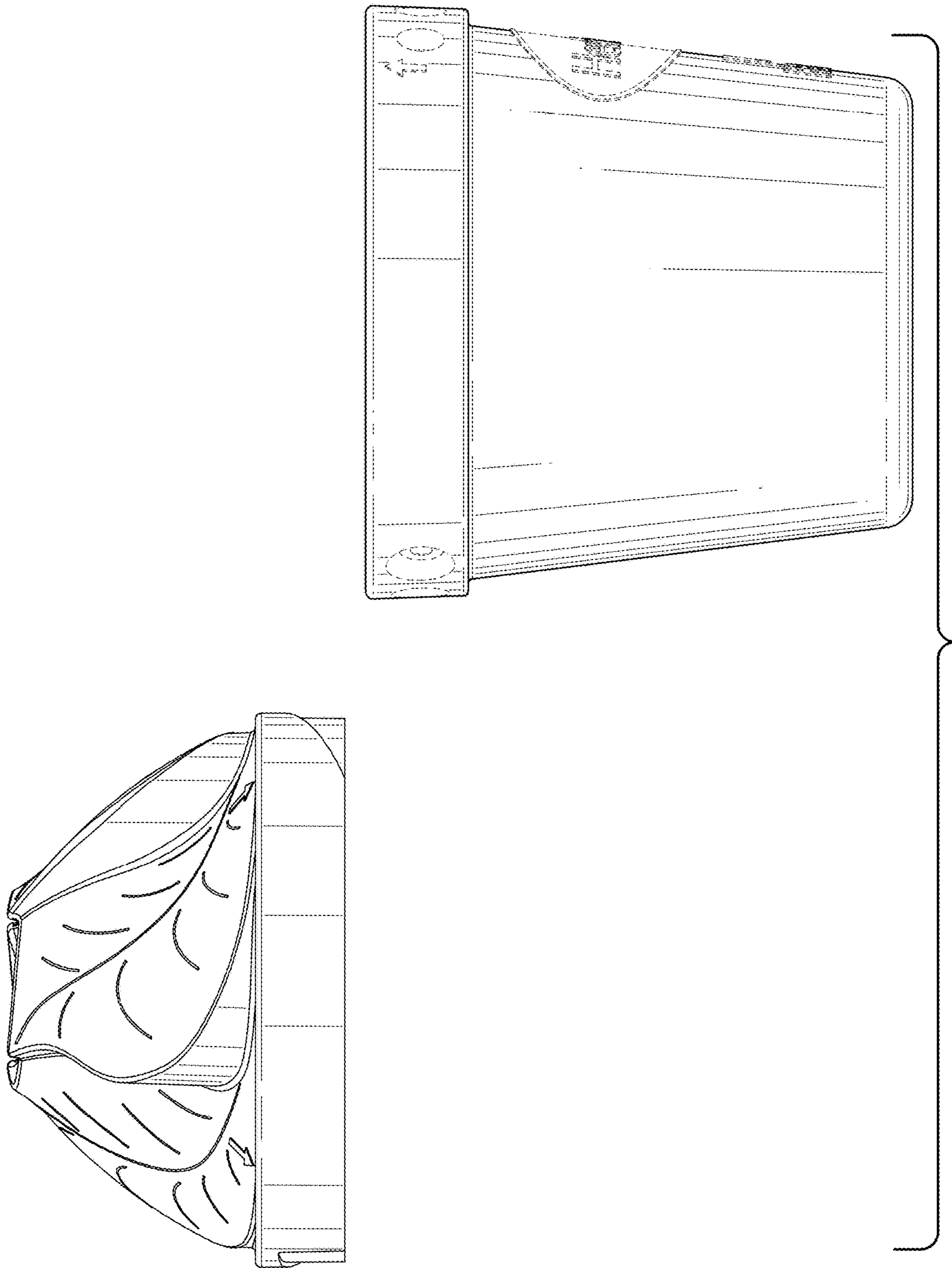


FIG.4

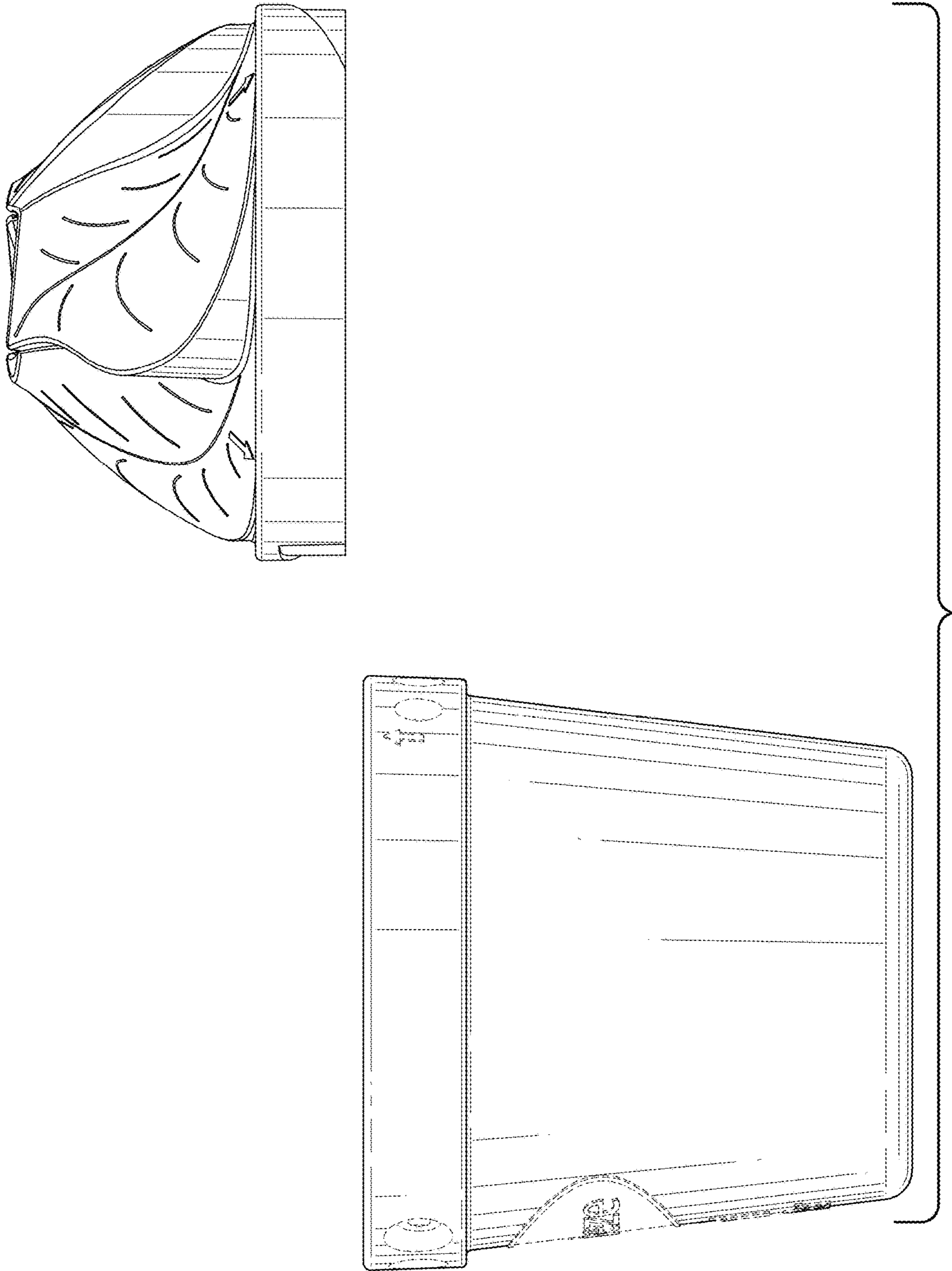


FIG. 5




FIG. 6

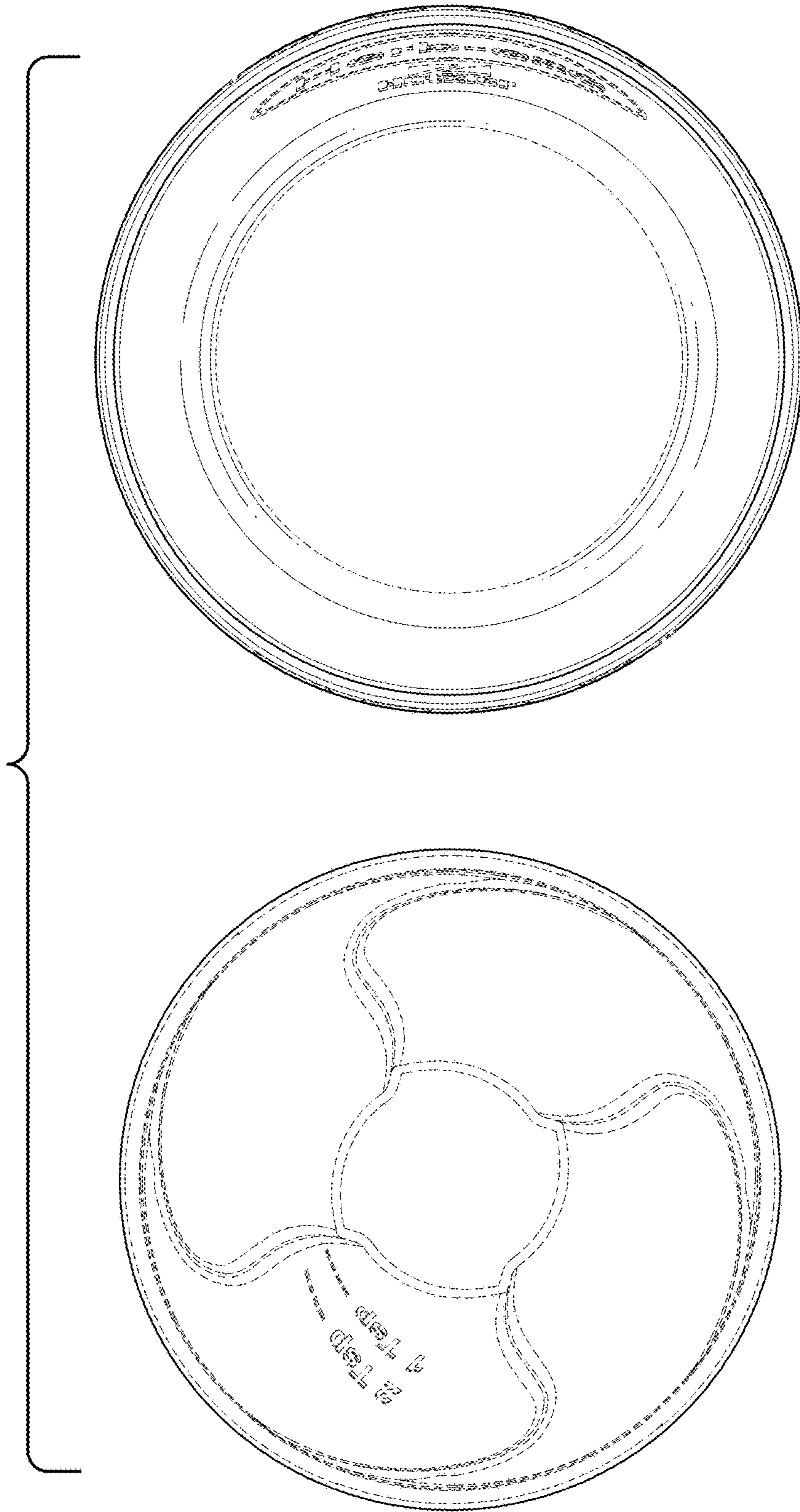


FIG. 7




FIG. 8



FIG. 9