



US00D814875S

(12) **United States Design Patent**
Rigbi

(10) **Patent No.:** **US D814,875 S**

(45) **Date of Patent:** **** Apr. 10, 2018**

(54) **DISPOSABLE WAX CAPSULE**

(71) Applicant: **Barak Rigbi**, Hauppauge, NY (US)

(72) Inventor: **Barak Rigbi**, Hauppauge, NY (US)

(73) Assignee: **Intrepid Brands, LLC.**, Louisville, KY (US)

(**) Term: **15 Years**

(21) Appl. No.: **29/585,763**

(22) Filed: **Nov. 29, 2016**

(51) **LOC (11) Cl.** **27-02**

(52) **U.S. Cl.**
USPC **D7/591**

(58) **Field of Classification Search**
USPC D7/591, 300, 312, 316, 372-374, 383,
D7/384, 401.1, 538-542, 590, 592-598,
D7/601, 602, 612, 629, 630, 679;
D9/552, 500, 501, 503, 504, 549, 575;
D11/143, 153, 154; D23/209, 212;
241/36, 93, 100, 101.2, 101.3, 168, 169.1,
241/273.1-273.4, 282.1, 286;
222/142.1-142.9, 480
CPC .. A47J 42/08; A47J 42/38; A47J 42/04; A47J
42/46; A47J 42/18; A47J 42/14; A47J
42/34; A47J 42/40; A47J 43/25; A47J
43/255; B02C 18/16; B02C 18/18; B02C
18/24

See application file for complete search history.

(56) **References Cited**

U.S. PATENT DOCUMENTS

| | | | | |
|------------|---|---------|-------------|---------|
| D467,131 S | * | 12/2002 | Wright | 7/615 |
| D558,528 S | * | 1/2008 | Hauser | 7/601 |
| D588,872 S | * | 3/2009 | Gospodarski | D7/591 |
| D715,604 S | * | 10/2014 | Krus | D7/679 |
| D723,732 S | * | 3/2015 | Alima | D27/167 |
| D755,019 S | * | 5/2016 | Kent | D7/630 |
| D759,438 S | * | 6/2016 | Dukat | D7/372 |

* cited by examiner

Primary Examiner — Wan Laymon

Assistant Examiner — Mark Booker

(74) *Attorney, Agent, or Firm* — Frost Brown Todd, LLC


(57) **CLAIM**

The ornamental design for a disposable wax capsule, as shown and described.

DESCRIPTION

FIG. 1 is a Top Perspective view of a disposable wax capsule showing my new design;
FIG. 2 is a Bottom Perspective thereof;
FIG. 3 is a Front View thereof;
FIG. 4 is a Rear View thereof;
FIG. 5 is a Left Side View thereof;
FIG. 6 is a Right Side View thereof;
FIG. 7 is a Top View thereof;
FIG. 8 is a Bottom View thereof; and,
FIG. 9 is an Exploded Top Perspective View thereof.

1 Claim, 9 Drawing Sheets






FIG. 1

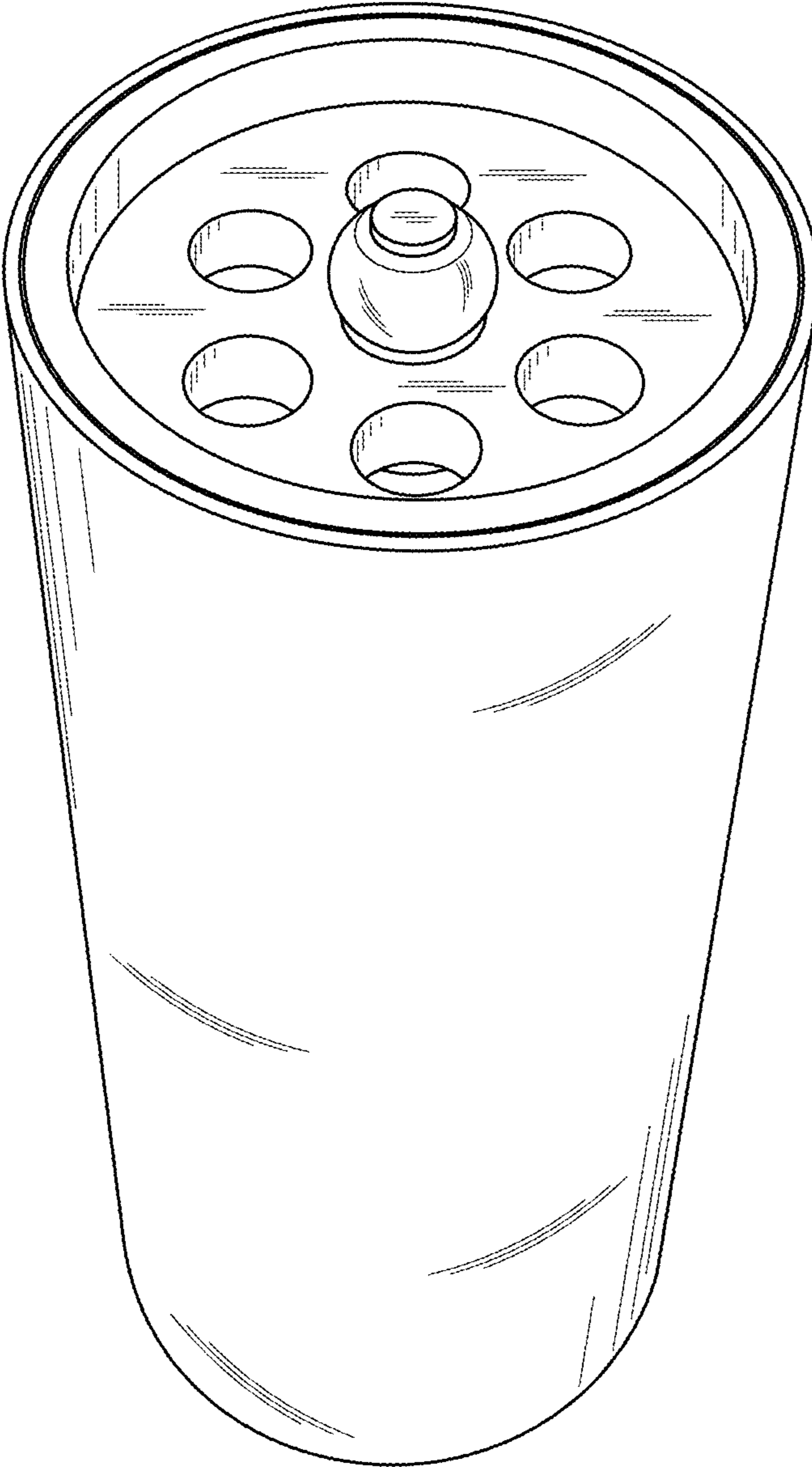


FIG. 2




FIG. 3




FIG. 4




FIG. 5



FIG. 6

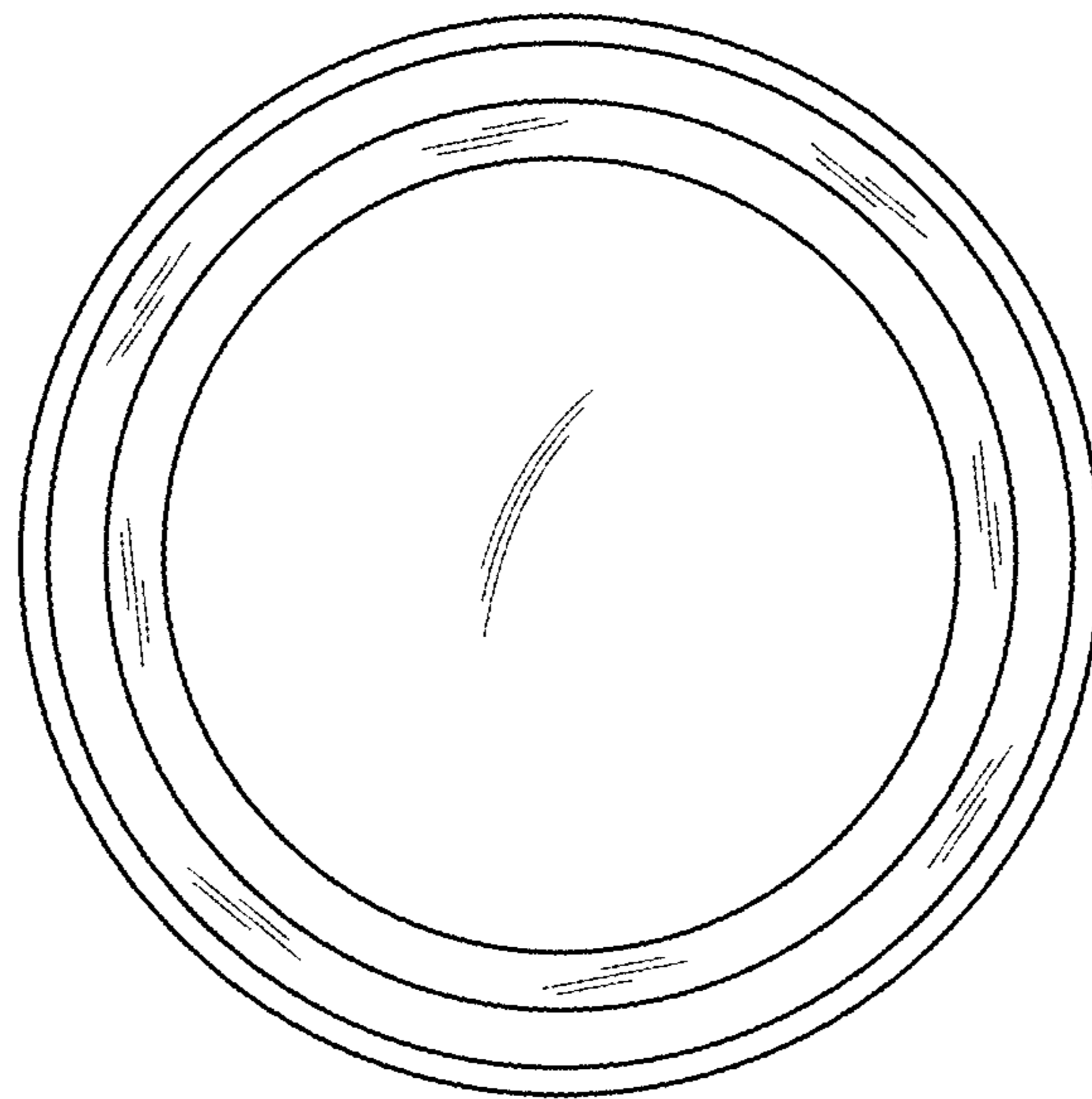


FIG. 7

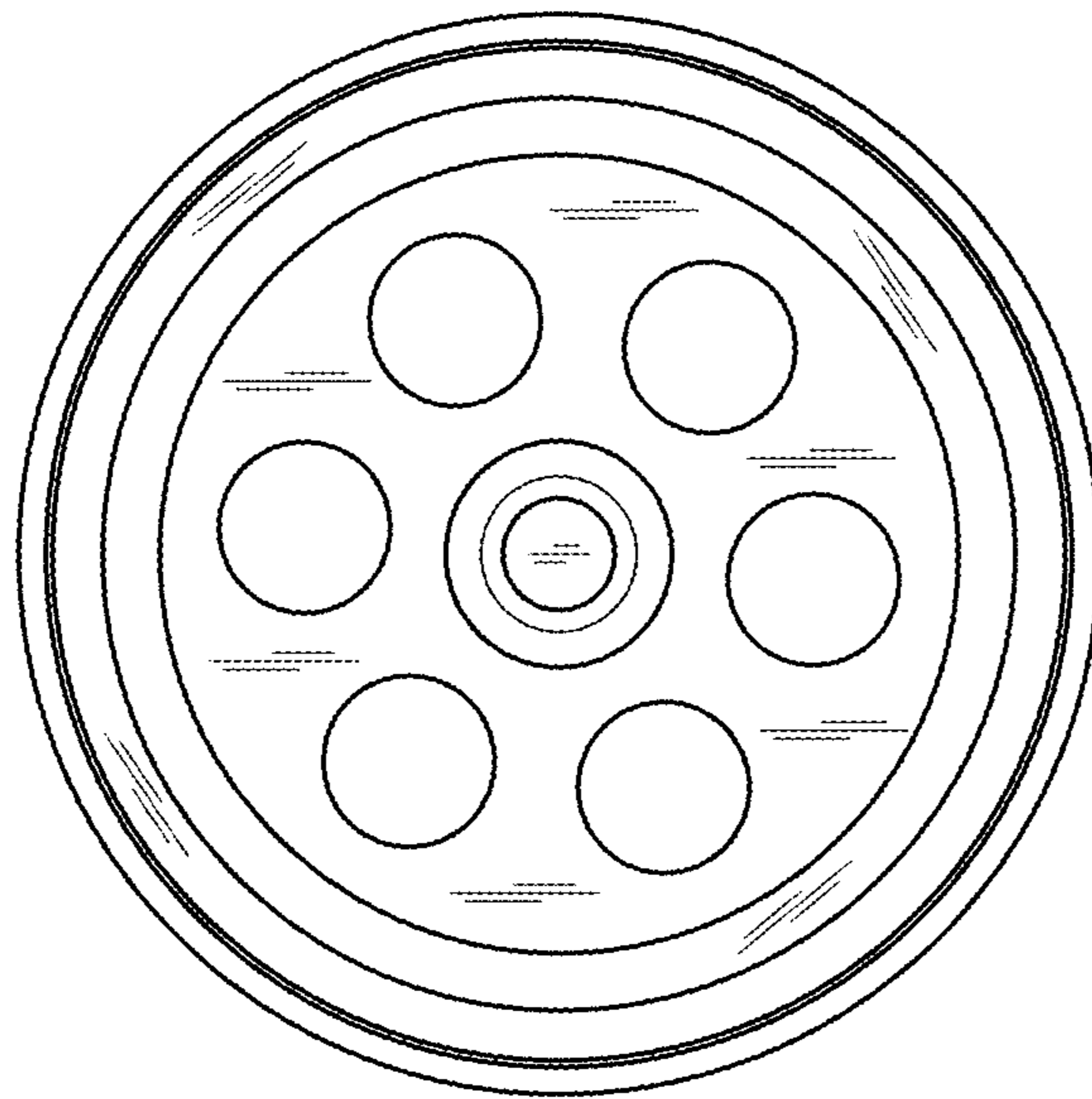


FIG. 8

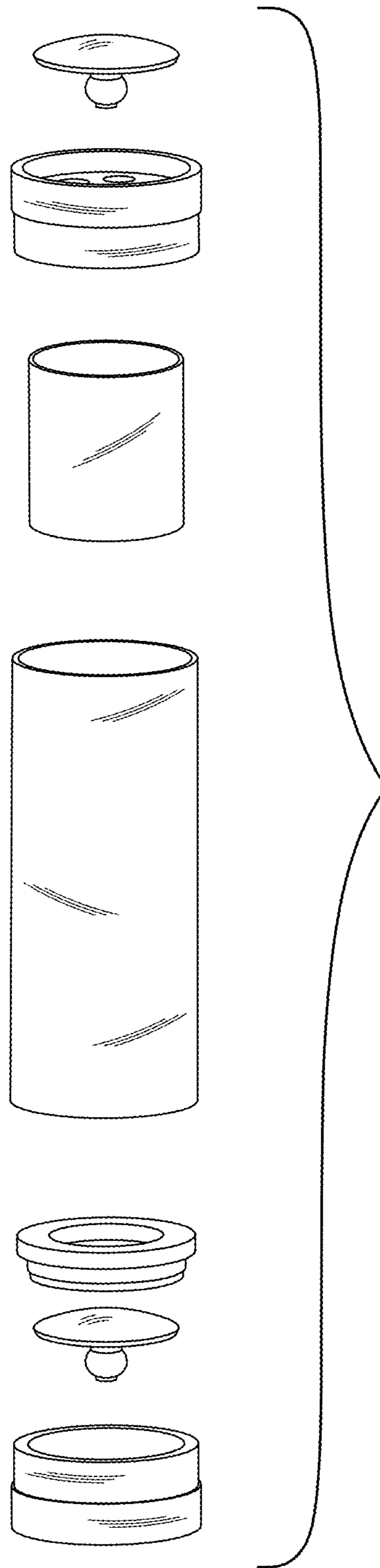


FIG. 9