



US00D814871S

(12) **United States Design Patent**
Cotter

(10) **Patent No.:** **US D814,871 S**
(45) **Date of Patent:** **** Apr. 10, 2018**

- (54) **PRODUCE KEEPER**
- (71) Applicant: **Progressive International Corporation**, Kent, WA (US)
- (72) Inventor: **Jennifer K. Cotter**, Seattle, WA (US)
- (73) Assignee: **PROGRESSIVE INTERNATIONAL CORPORATION**, Kent, WA (US)
- (**) Term: **15 Years**
- (21) Appl. No.: **29/596,117**
- (22) Filed: **Mar. 6, 2017**
- (51) **LOC (11) Cl.** **07-01**
- (52) **U.S. Cl.**
USPC **D7/542**
- (58) **Field of Classification Search**
USPC D7/543, 500, 505, 584, 586, 542, 538;
D9/744
CPC A47G 19/00; A47J 37/0611; A47J 36/08;
A47J 27/18; A47J 36/20
See application file for complete search history.

- D780,534 S * 3/2017 Oliver D7/629
- D795,015 S * 8/2017 Segal D7/542
- D796,266 S * 9/2017 Croft D7/538
- 2005/0006390 A1 * 1/2005 Wang B65D 45/30
220/326
- 2005/0035125 A1 * 2/2005 Bae B65D 43/0218
220/326
- 2014/0103033 A1 * 4/2014 Beckman B65D 25/04
220/4.01

* cited by examiner

Primary Examiner — Cynthia Underwood

(74) *Attorney, Agent, or Firm* — Lowe Graham Jones PLLC

(57) **CLAIM**

I claim the ornamental design for the produce keeper, as shown.

DESCRIPTION

FIG. 1 is a top perspective view of the produce keeper, showing my new design.
 FIG. 2 is a front view of the produce keeper.
 FIG. 3 is a rear view of the produce keeper.
 FIG. 4 is a left side view of the produce keeper.
 FIG. 5 is a right side view of the produce keeper.
 FIG. 6 is a top view of the produce keeper; and,
 FIG. 7 is a bottom view of the produce keeper.
 The broken lines represent environment that forms no part of the claim.

(56) **References Cited**

U.S. PATENT DOCUMENTS

- D372,174 S * 7/1996 Arduini D7/542
- D634,164 S * 3/2011 Coursey D7/542
- D758,805 S * 6/2016 Myoung D7/629
- D763,629 S * 8/2016 Swartz D7/629
- D777,530 S * 1/2017 Marret D7/629

1 Claim, 7 Drawing Sheets



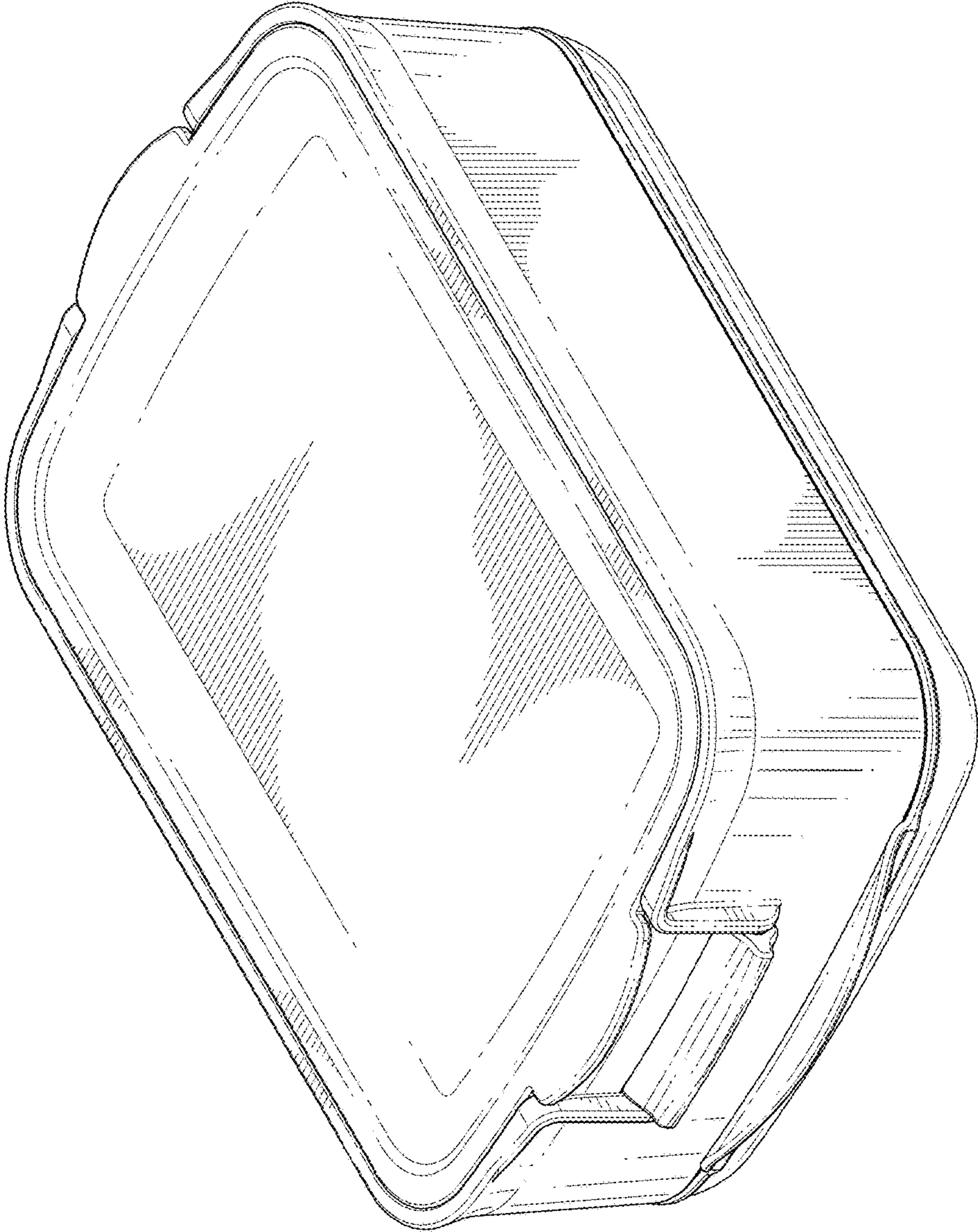


FIG.1

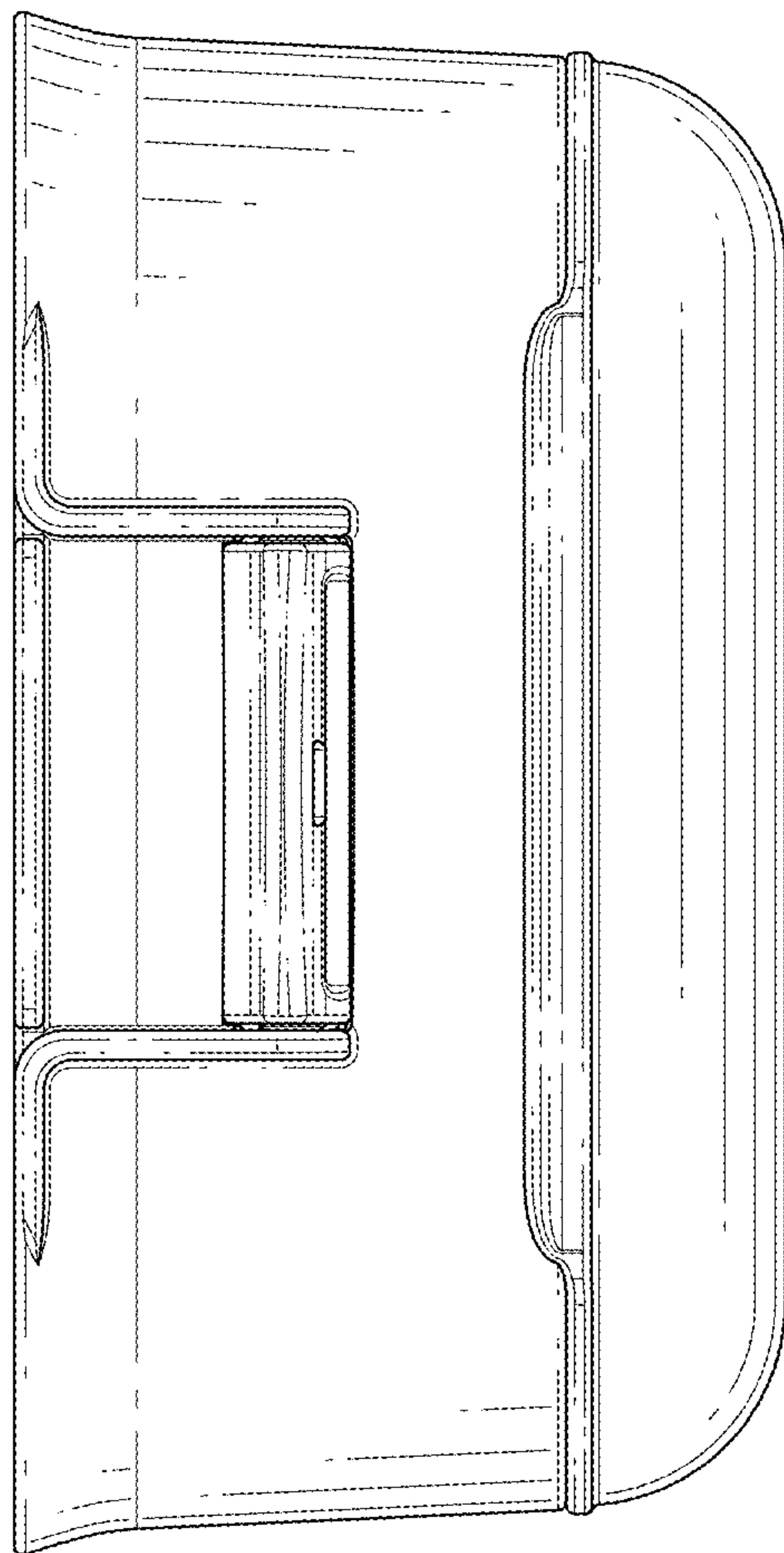


FIG. 2

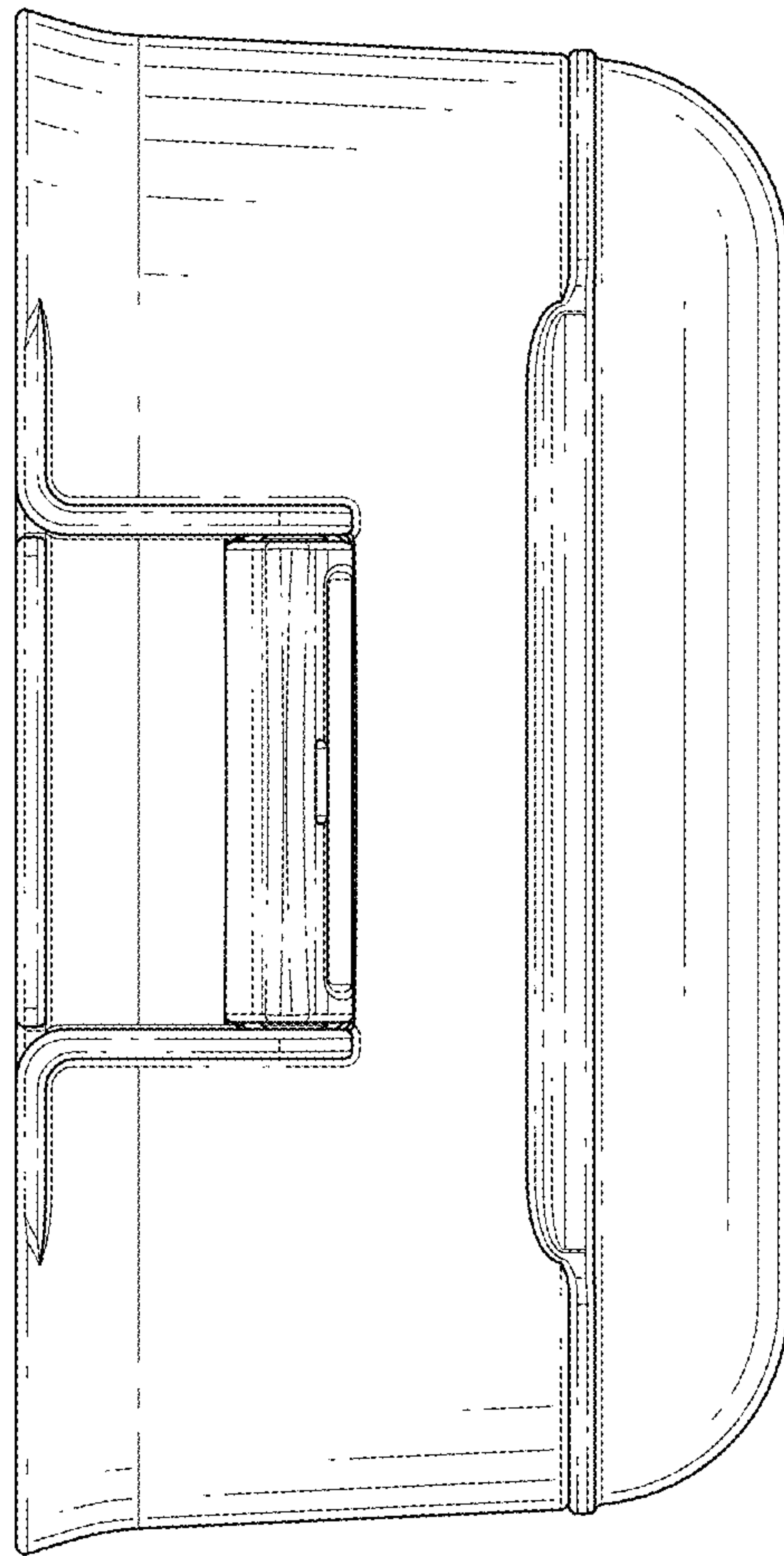


FIG. 3




FIG. 4




FIG. 5

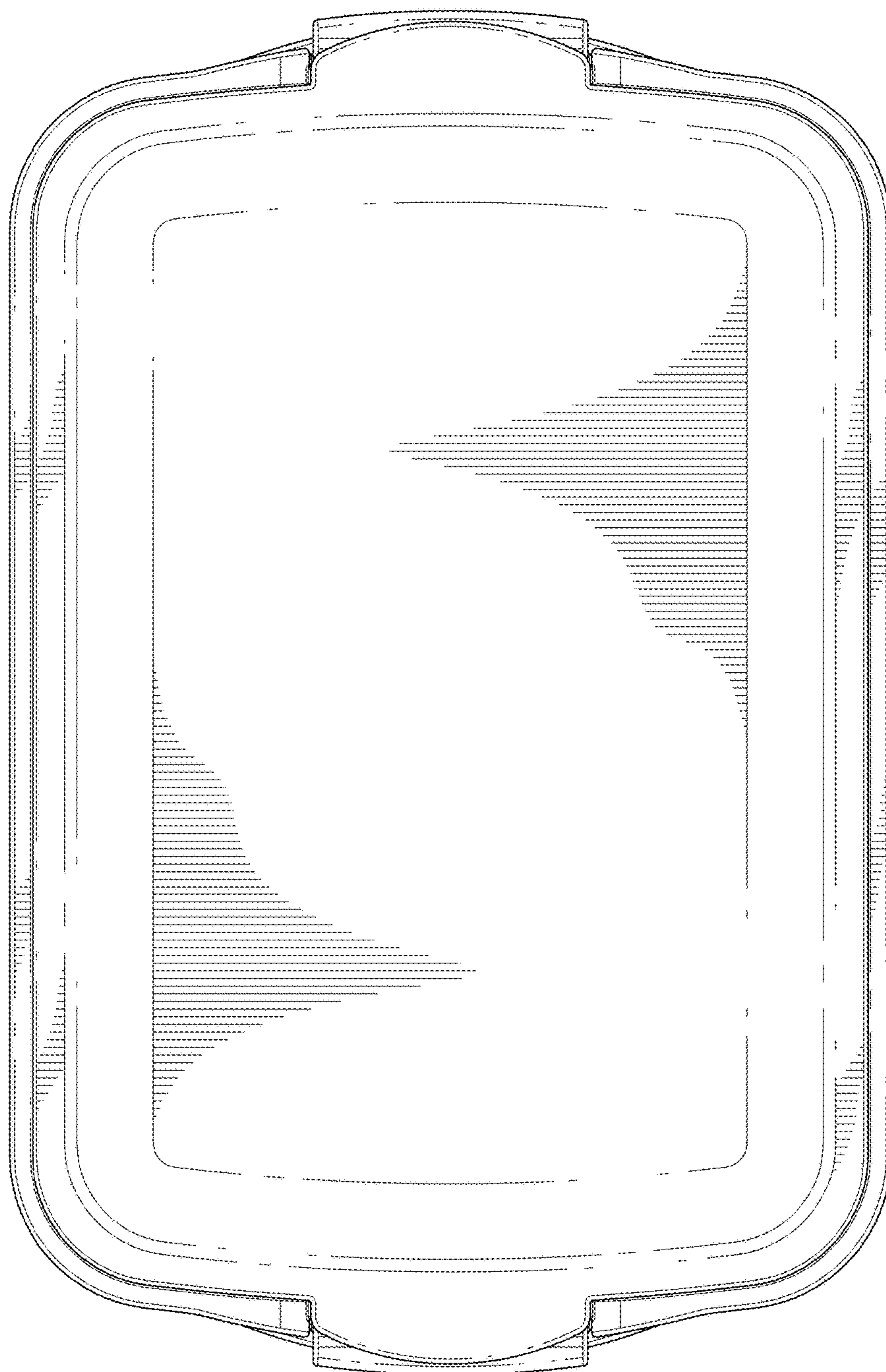


FIG. 6

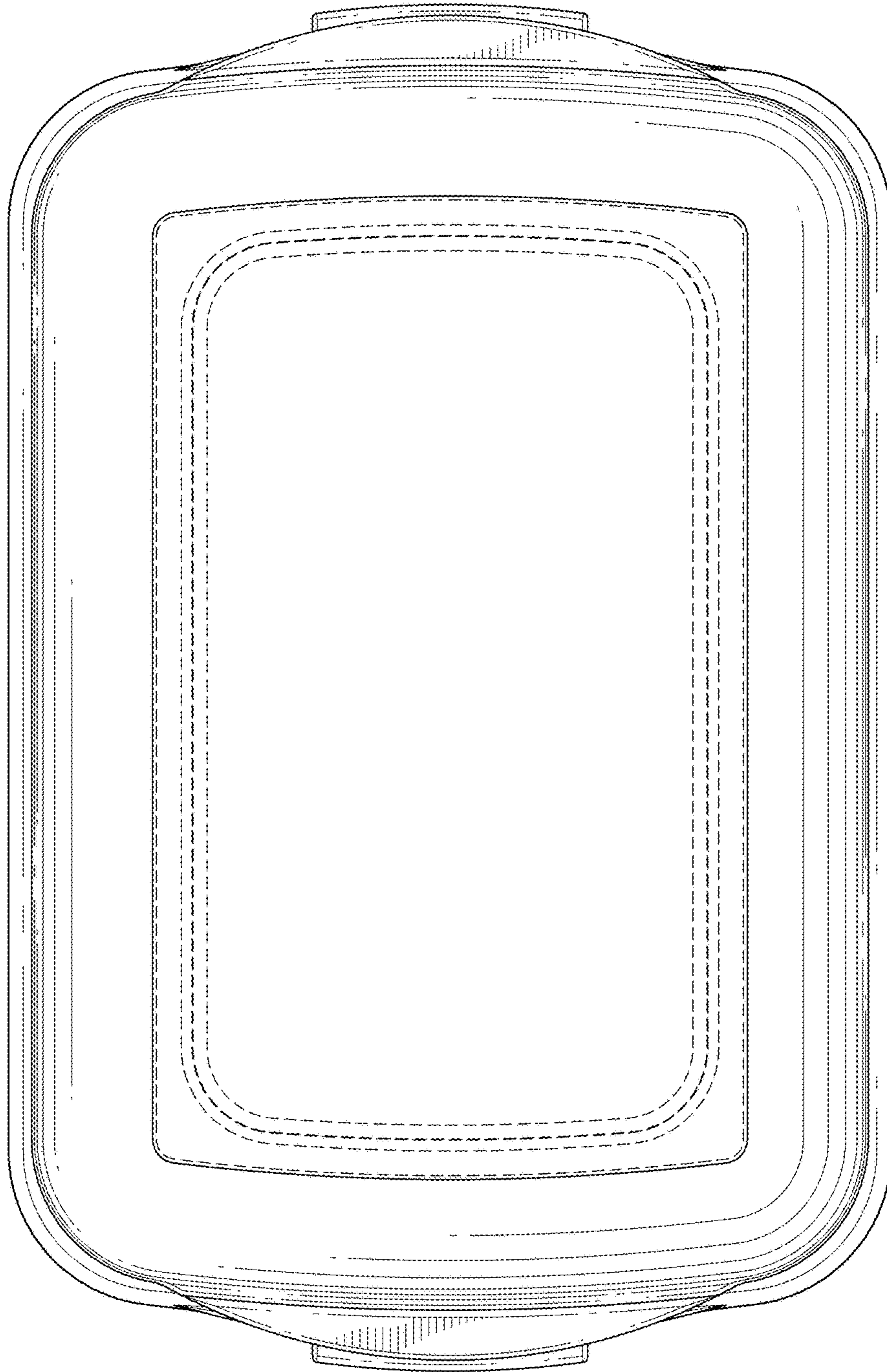


FIG. 7