



US00D814868S

(12) **United States Design Patent**
Di Giuseppantonio

(10) **Patent No.:** **US D814,868 S**

(45) **Date of Patent:** **** *Apr. 10, 2018**

(54) **GLASS**

(71) Applicant: **BORMIOLI LUIGI S.p.A.**, Parma (IT)

(72) Inventor: **Vincenzo Di Giuseppantonio**, Florence (IT)

(73) Assignee: **BORMIOLI LUIGI S.P.A.**, Parma (IT)

(*) Notice: This patent is subject to a terminal disclaimer.

(**) Term: **15 Years**

(21) Appl. No.: **29/558,756**

(22) Filed: **Mar. 21, 2016**

(30) **Foreign Application Priority Data**

Sep. 21, 2015 (EM) 002776054

(51) **LOC (11) Cl.** **07-01**

(52) **U.S. Cl.**
USPC **D7/523; D7/524**

(58) **Field of Classification Search**

USPC D7/507, 509, 524-528, 537, 300.2, 700,
D7/523; D27/118, 163; 220/592.16,
220/592.17, 628, 669; D9/712
CPC . B41P 2217/61; A47G 19/22; A47G 19/2205;
A47G 23/03; A47G 19/12
See application file for complete search history.

(56) **References Cited**

U.S. PATENT DOCUMENTS

D138,630 S * 8/1944 Erbe D7/524
D168,409 S * 12/1952 Kell D7/524

D459,156 S * 6/2002 Davidson D7/509
D555,429 S * 11/2007 Lipson D7/523
D617,148 S * 6/2010 Musso D7/524
D647,371 S * 10/2011 Myers D7/523
D662,419 S * 6/2012 Potts D7/509
D695,075 S * 12/2013 Riedel D7/523
D729,013 S * 5/2015 Riedel D7/524
D731,855 S * 6/2015 Riedel D7/523
D735,532 S * 8/2015 Zollweg D7/523
D766,040 S * 9/2016 Kehrein D7/509

* cited by examiner

Primary Examiner — Marianne N Pandozzi

Assistant Examiner — Jae Liang

(74) *Attorney, Agent, or Firm* — Hedman & Costigan,
P.C.; James V. Costigan; Kathleen A. Costigan

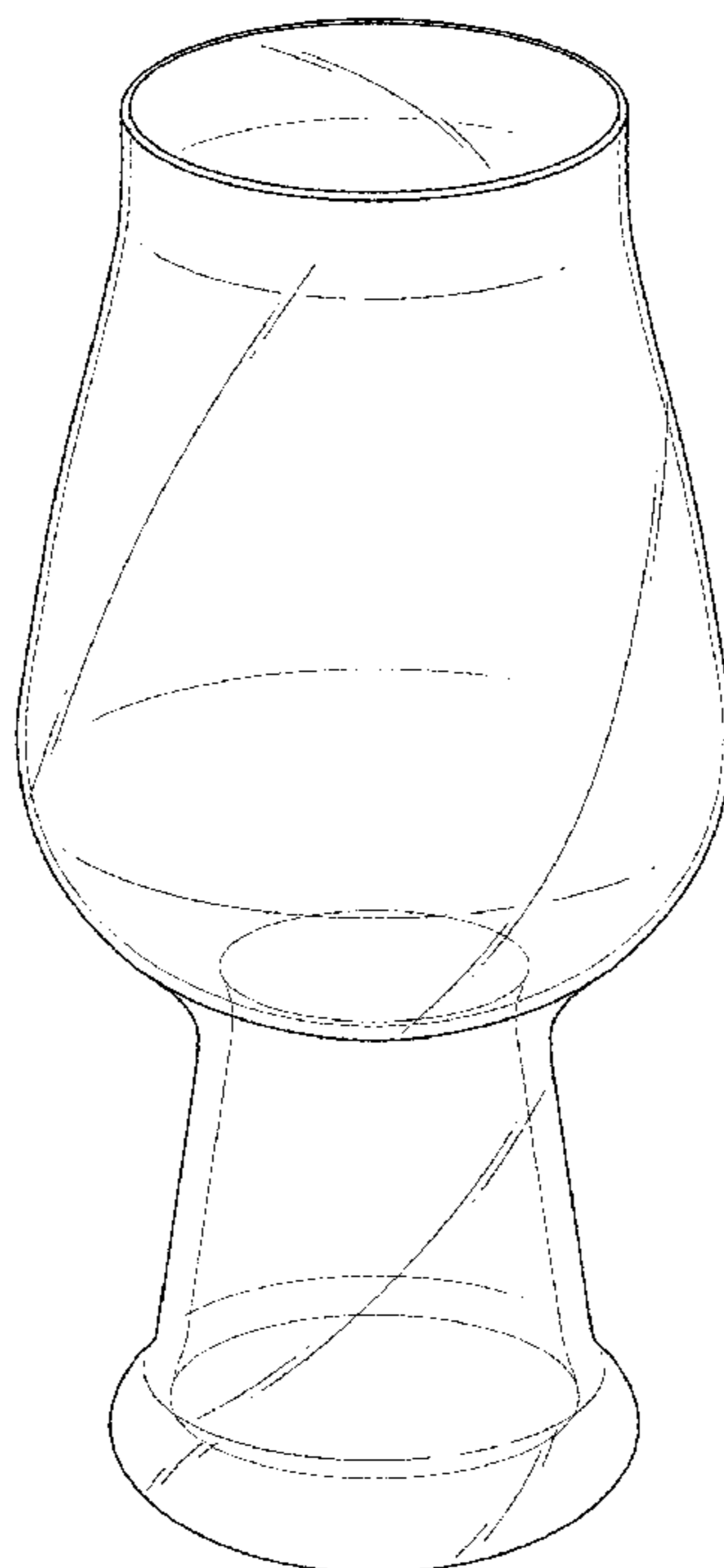
(57) **CLAIM**

I claim the ornamental design for a glass, as shown and described.

DESCRIPTION

FIG. 1 is a perspective view of a glass showing my new design;
FIG. 2 is a front elevational view thereof; the rear, right side, and left side elevational views being a mirror image thereof;
FIG. 3 is a top plan view thereof;
FIG. 4 is a bottom plan view thereof; and,
FIG. 5 is a cross section view showing a section taken along line 5-5 of FIG. 2.

1 Claim, 4 Drawing Sheets






FIG. 1

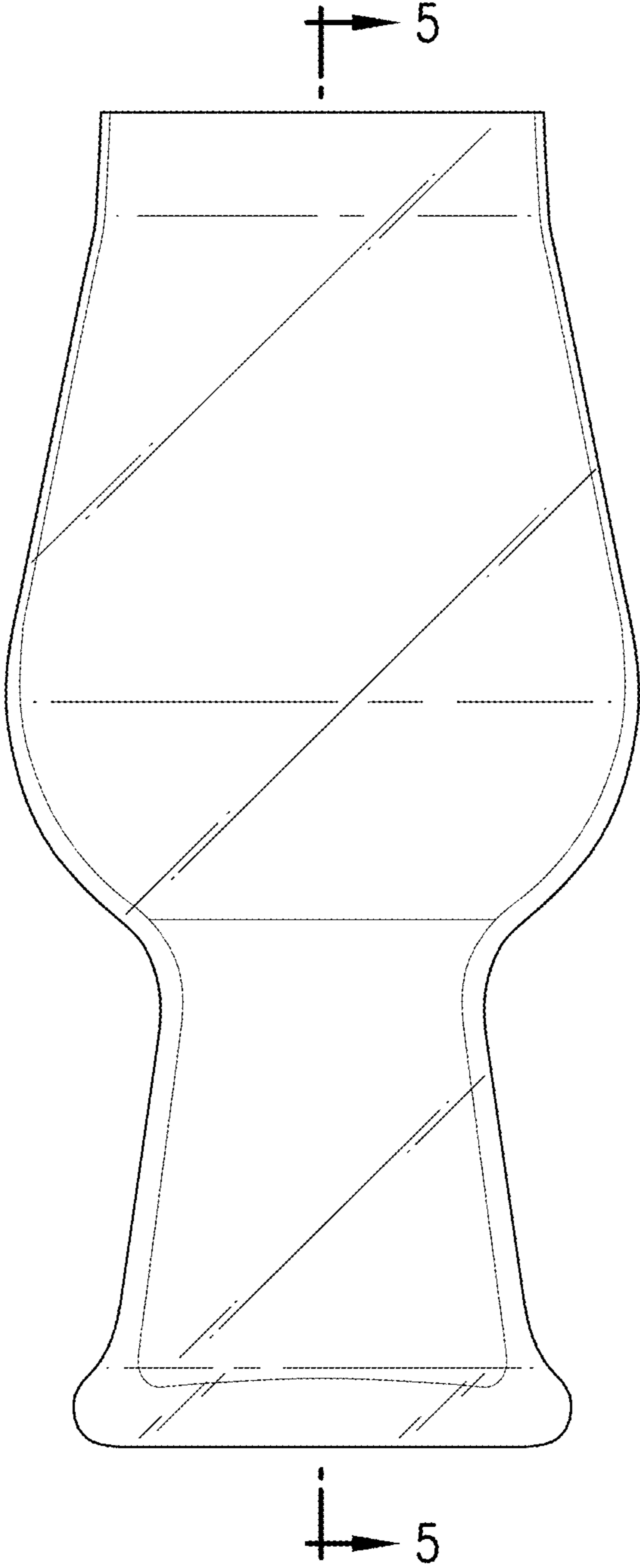


FIG. 2

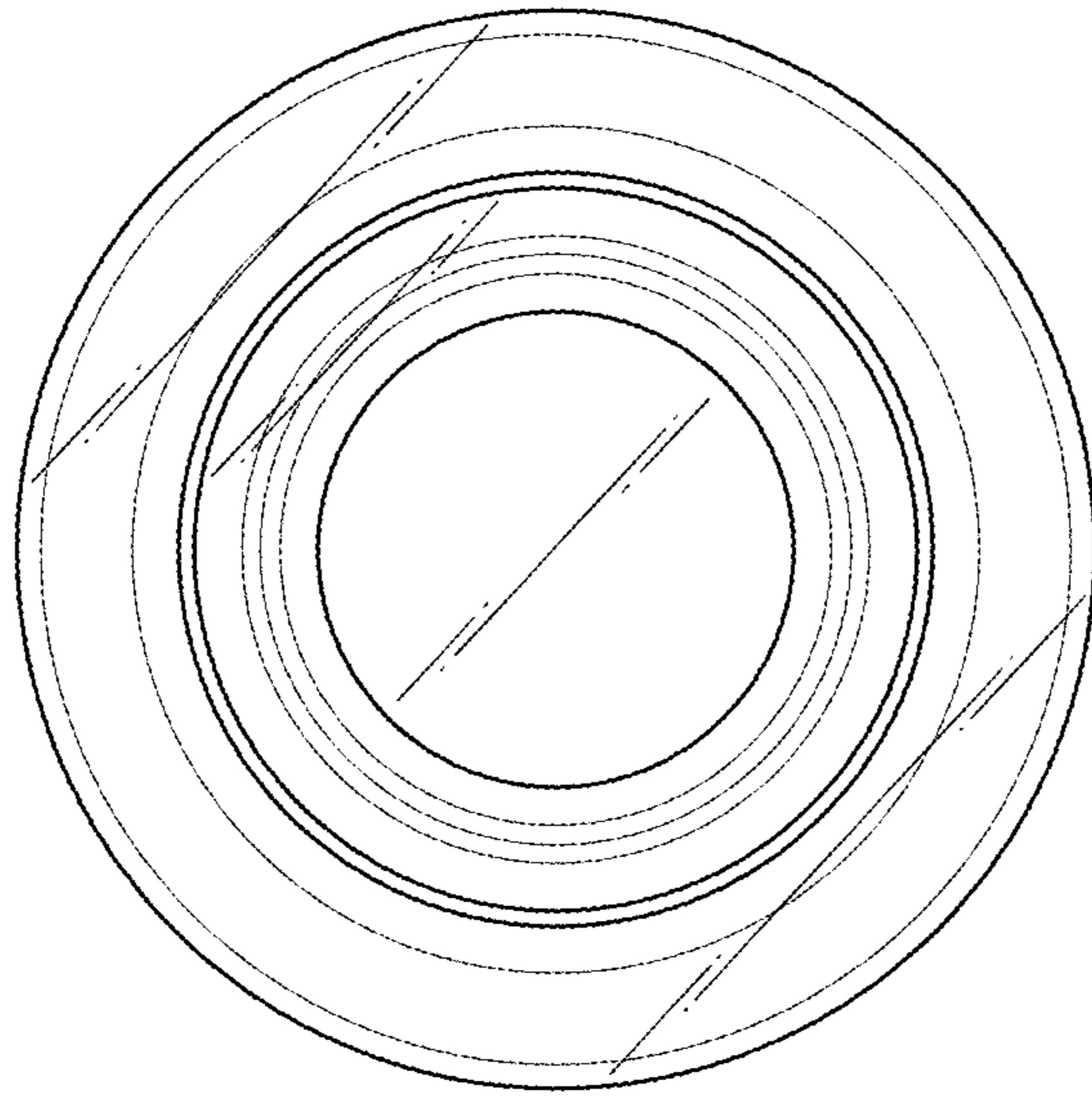


FIG. 3

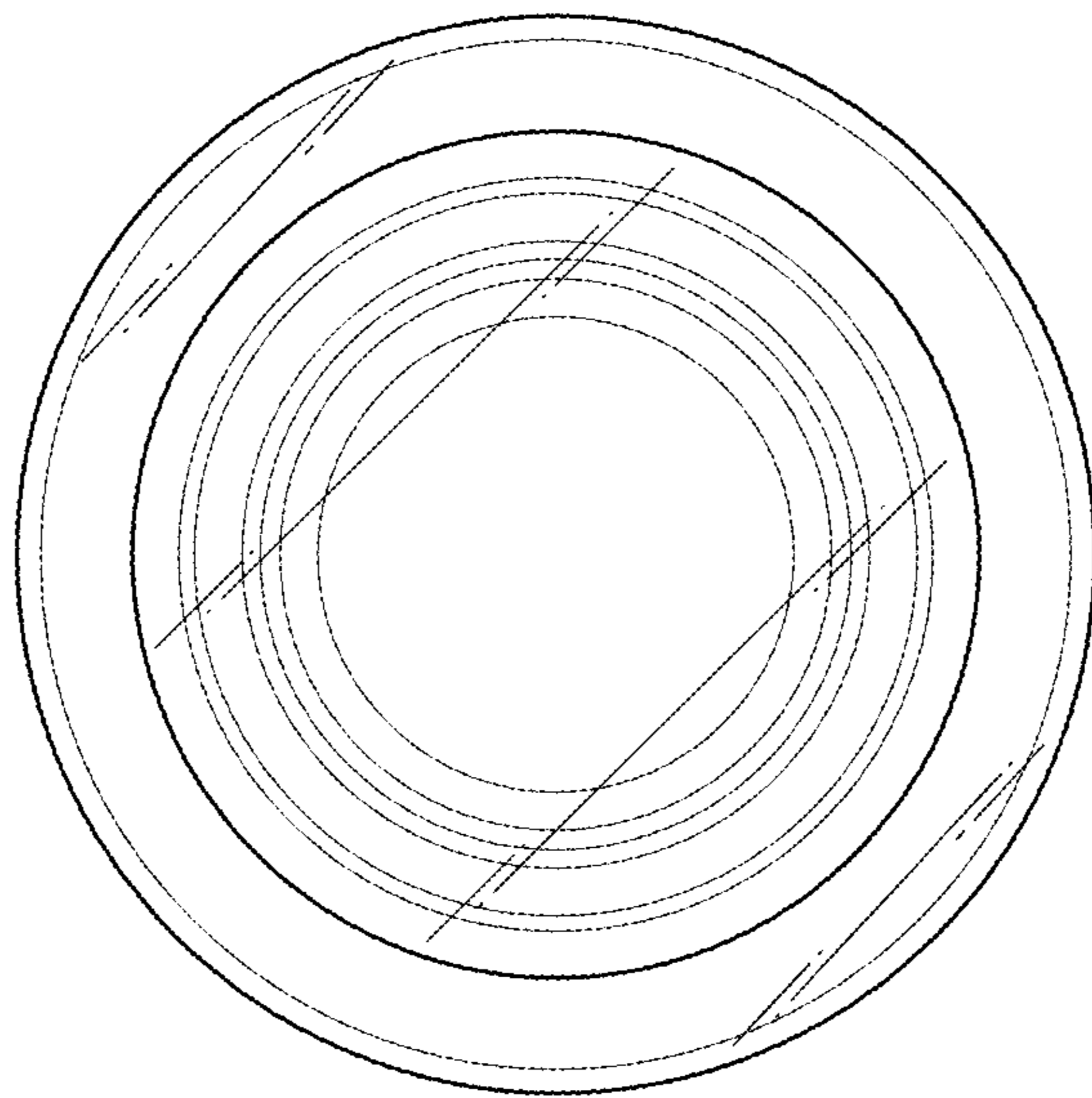


FIG. 4

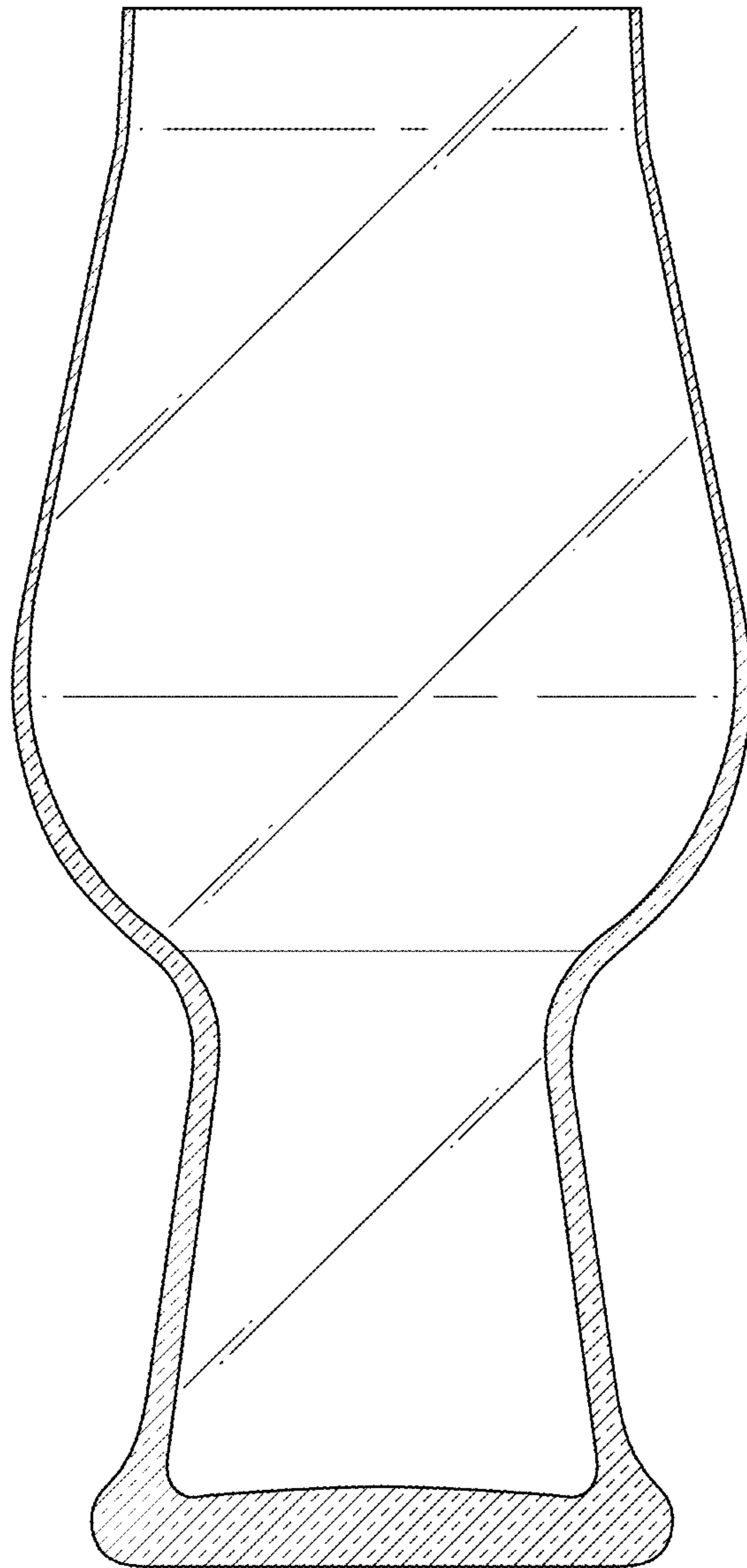


FIG. 5