



US00D814844S

(12) **United States Design Patent**
Kim et al.

(10) **Patent No.:** **US D814,844 S**
(45) **Date of Patent:** **** Apr. 10, 2018**

(54) **INDUCTION COOKER**

15/10; F24C 15/102; F24C 15/2092;
H05B 6/062

See application file for complete search history.

(71) Applicant: **Samsung Electronics Co., Ltd.**,
Suwon-si (KR)

(72) Inventors: **Jaejun Kim**, Seoul (KR); **Jae-Moon Lee**, Seoul (KR); **Jongsu Jeon**,
Seongnam-si (KR); **Hwanwoong Choi**,
Seoul (KR); **Hyeongju Seo**, Seoul
(KR); **Woojoo Choi**, Anyang-si (KR)

(73) Assignee: **Samsung Electronics Co., Ltd.**,
Suwon-si (KR)

(**) Term: **15 Years**

(21) Appl. No.: **29/594,727**

(22) Filed: **Feb. 22, 2017**

(30) **Foreign Application Priority Data**

Dec. 7, 2016 (KR) 30-2016-0059308

(51) **LOC (11) Cl.** **07-02**

(52) **U.S. Cl.**
USPC **D7/346; D7/339; D7/340**

(58) **Field of Classification Search**
USPC D7/323, 328–330, 339–349, 390,
D7/402–406; D8/300–306
CPC ... A21B 2/00; A47J 37/00; A47J 37/06; A47J
37/0611; A47J 37/08; A47J 37/0807;
A47J 37/0814; A47J 37/0835; A47J
37/0842; A47J 37/085; A47J 37/0864;
A47J 37/0878; A47J 37/0885; A47J
37/0892; C03C 17/38; F24C 3/085; F24C
7/00; F24C 7/002; F24C 7/046; F24C
7/067; F24C 15/02; F24C 15/04; F24C

(56) **References Cited**

U.S. PATENT DOCUMENTS

4,501,260 A * 2/1985 Grace F24C 15/2092
126/21 R
6,257,228 B1 * 7/2001 Braccini F24C 3/085
126/211
D508,630 S * 8/2005 Grutzke D7/346
D553,899 S * 10/2007 Grey D7/346
D553,900 S * 10/2007 Grey D7/346
D560,957 S * 2/2008 Grey D7/346
D563,715 S * 3/2008 Grey D7/346

(Continued)

FOREIGN PATENT DOCUMENTS

CN 2011304877537 6/2012
CN 201530291916 2/2016

(Continued)

Primary Examiner — Ricky Pham

(74) *Attorney, Agent, or Firm* — NSIP Law

(57) **CLAIM**

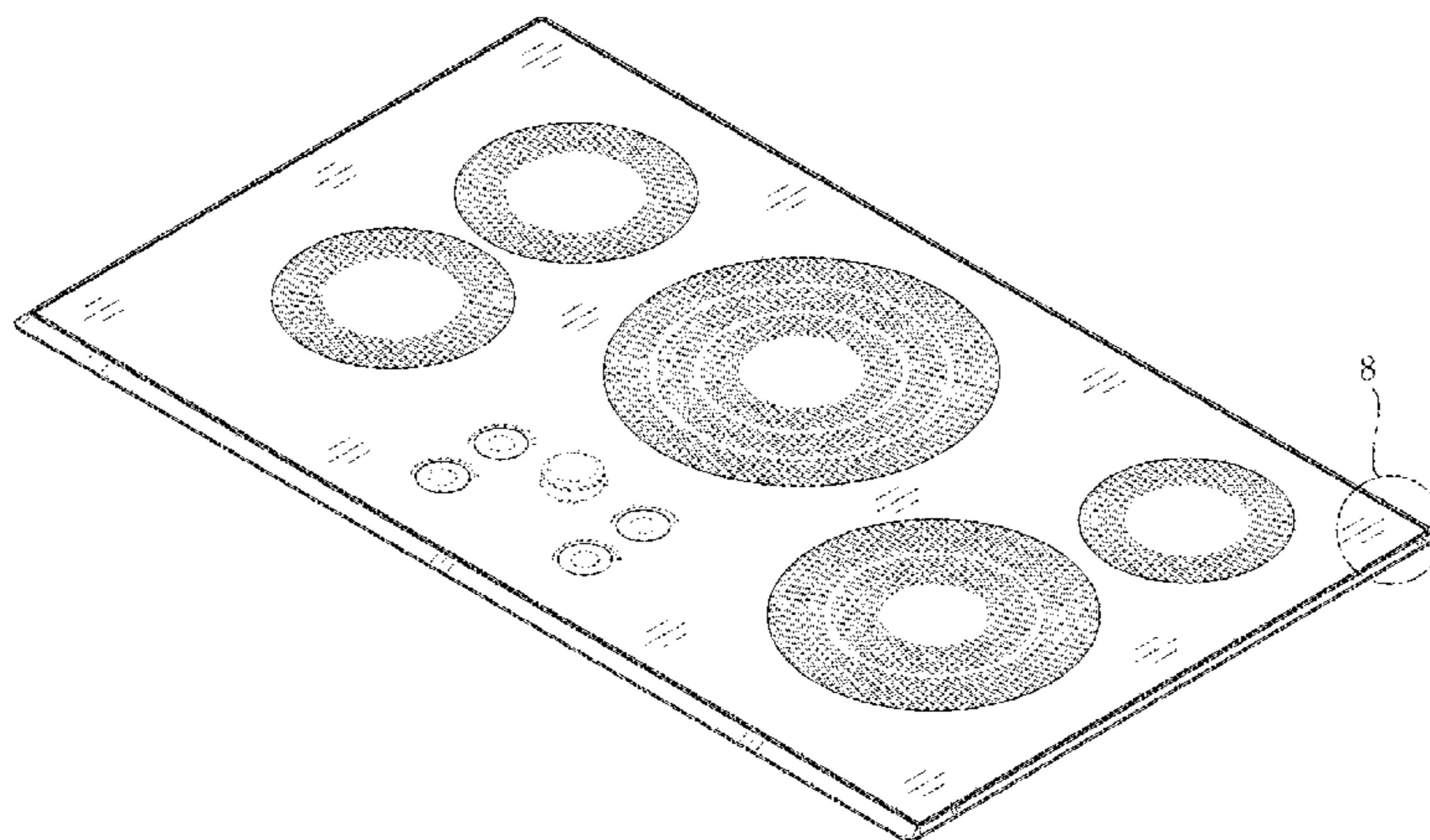
We claim the ornamental design for an induction cooker, as shown and described.

DESCRIPTION

FIG. 1 is a front perspective view of an induction cooker showing our new design;
FIG. 2 is a front view thereof;
FIG. 3 is a rear view thereof;
FIG. 4 is a left-side view thereof;
FIG. 5 is a right-side view thereof;
FIG. 6 is a top view thereof;
FIG. 7 is a bottom view thereof; and,
FIG. 8 is an enlarged view of the encircled portion in FIG. 1.

The broken lines in the figures depict environmental subject matter and form no part of the claimed design.

(Continued)



The dot-dash broken lines encircling portions of the claimed design that are illustrated in enlargements form no part of the claimed design.

1 Claim, 6 Drawing Sheets

(56) **References Cited**

U.S. PATENT DOCUMENTS

D641,584 S *	7/2011	Sadtler	D7/346
D651,447 S *	1/2012	Sadtler	D7/346
D671,789 S *	12/2012	Goss	D7/346
D764,219 S *	8/2016	Kim	D7/339
2008/0190409 A1 *	8/2008	Demol	C03C 17/38
			126/211
2013/0320000 A1 *	12/2013	Shan	H05B 6/062
			219/620

FOREIGN PATENT DOCUMENTS

KR	30-2014-0037676	2/2015
KR	30-2014-0046259	4/2015

* cited by examiner

FIG. 1

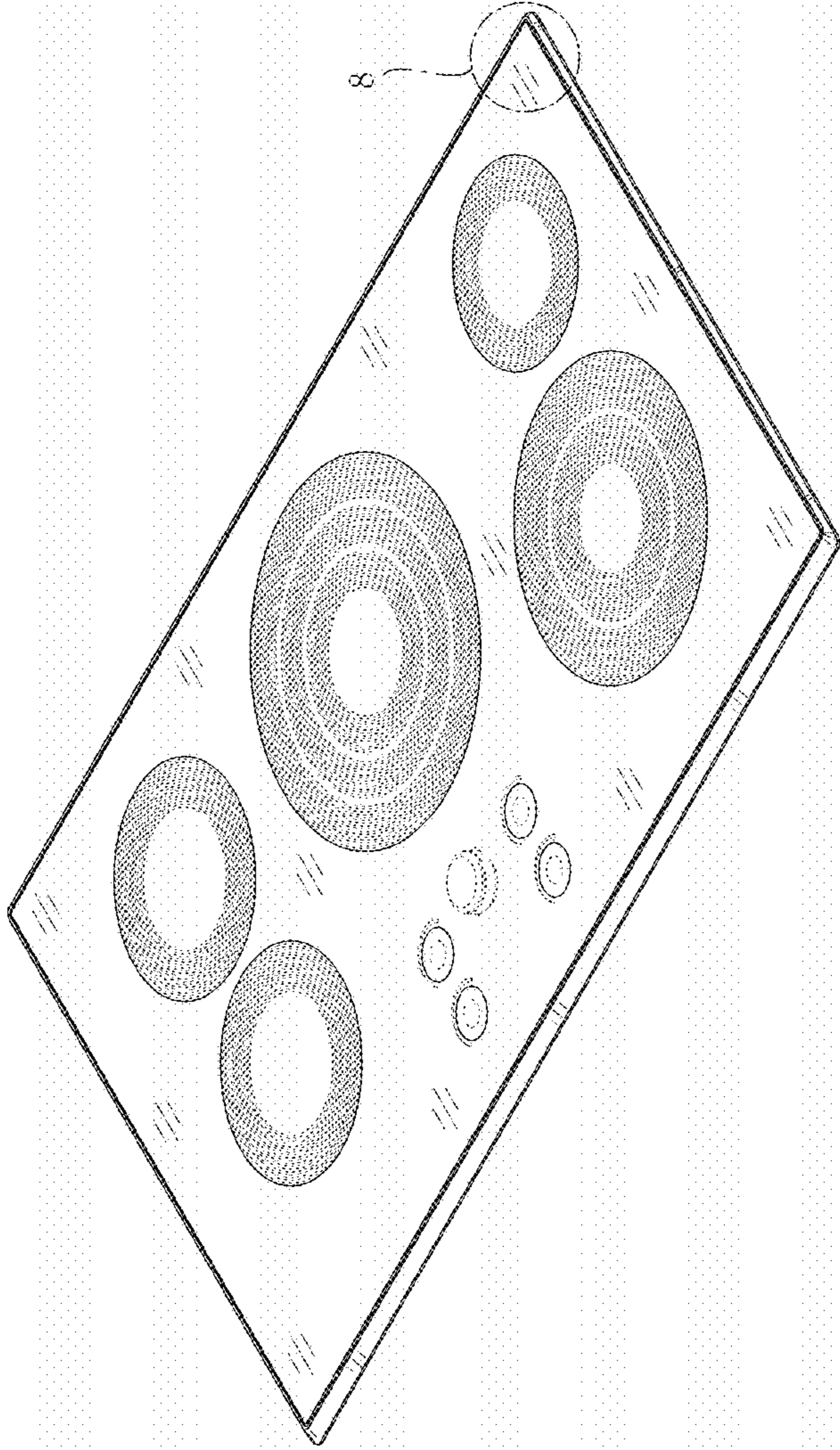


FIG. 2



FIG. 3



FIG. 4



FIG. 5




FIG. 6

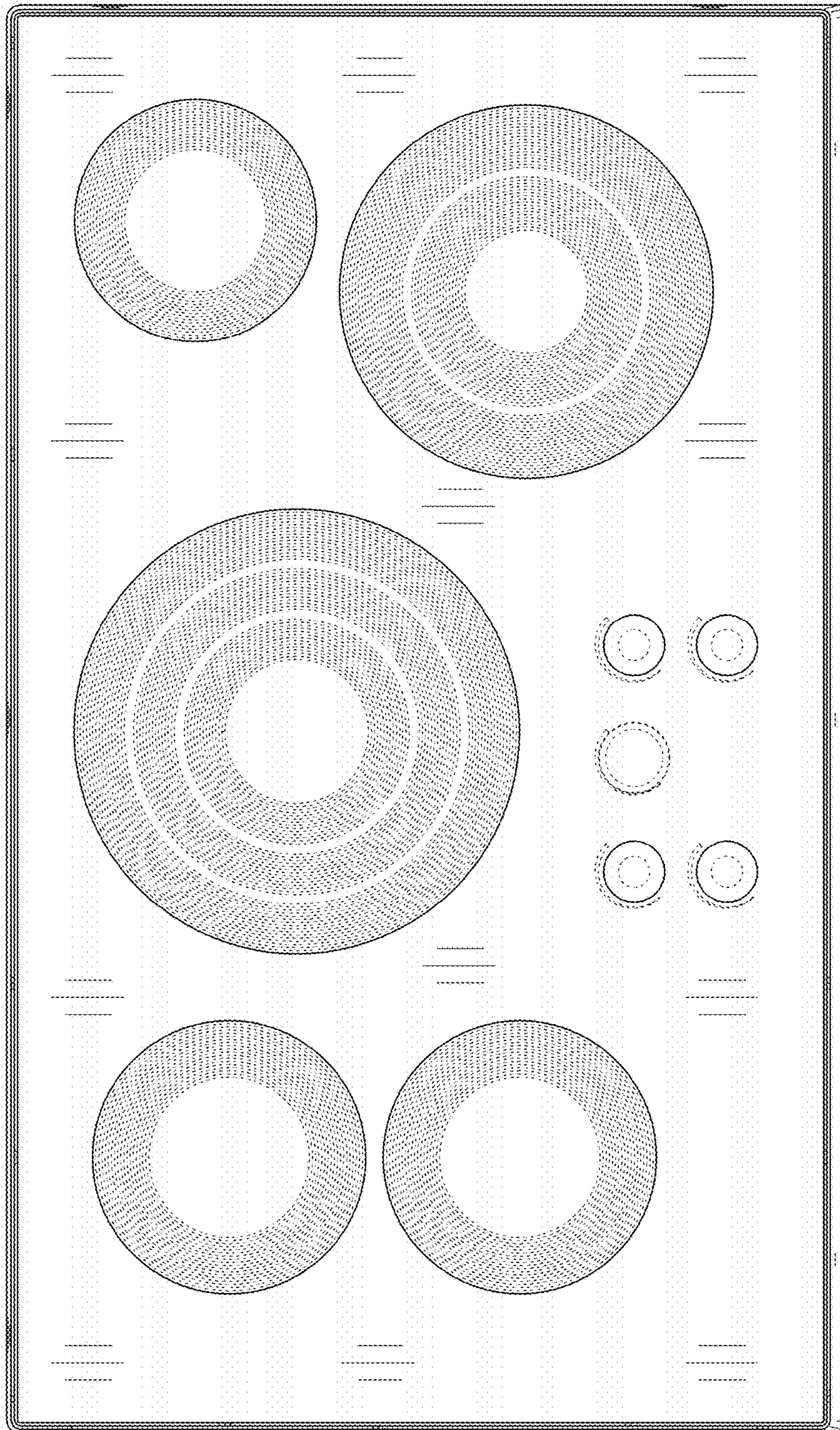


FIG. 7




FIG. 8

