



US00D814840S

(12) **United States Design Patent**  
**Halioua**

(10) **Patent No.:** **US D814,840 S**

(45) **Date of Patent:** **\*\* Apr. 10, 2018**

(54) **LIGHTHOUSE BEVERAGE DISPENSER**

(71) Applicant: **Mike Halioua**, Brooklyn, NY (US)

(72) Inventor: **Mike Halioua**, Brooklyn, NY (US)

(73) Assignee: **Home Essentials & Beyond, Inc.**,  
Jersey City, NJ (US)

(\*\*) Term: **15 Years**

(21) Appl. No.: **29/616,677**

(22) Filed: **Sep. 7, 2017**

(51) **LOC (11) Cl.** ..... **07-01**

(52) **U.S. Cl.**  
USPC ..... **D7/301**; D9/638

(58) **Field of Classification Search**  
USPC ..... D7/536, 319, 514, 515, 533, 529, 532,  
D7/507, 301, 302, 303, 539, 394, 393;  
D9/636, 638

CPC ..... A47G 19/22; A47G 19/2211; A47J  
27/21041; B67D 23/19; B60C 11/03

See application file for complete search history.

(56) **References Cited**

**U.S. PATENT DOCUMENTS**

D19,108 S *	5/1889	Miller	.....	D26/95
D81,193 S *	5/1930	James	.....	D25/32
D93,625 S *	10/1934	Kessler	.....	D9/638
D99,916 S *	6/1936	Smith	.....	D9/638
D118,593 S *	1/1940	Du Pree	.....	D9/638
D173,371 S *	11/1954	Perinet	.....	D9/624

D188,135 S *	6/1960	Koenig	.....	D25/7
D253,385 S *	11/1979	Reyda	.....	D7/515
D265,547 S *	7/1982	Vogel	.....	D9/638
D281,954 S *	12/1985	Vogel	.....	D9/638
D291,865 S *	9/1987	Carville	.....	D9/553
D310,626 S *	9/1990	Dinand	.....	D9/560
D388,321 S *	12/1997	Chahed	.....	D9/451
D607,342 S *	1/2010	Lepoitevin	.....	D9/636
D631,105 S *	1/2011	Cohen	.....	D21/510
D683,233 S *	5/2013	Lo	.....	D9/638
D696,137 S *	12/2013	Bulens	.....	D21/510
D778,168 S *	2/2017	Stewart	.....	D21/510

\* cited by examiner

*Primary Examiner* — Marianne Pandozzi

(74) *Attorney, Agent, or Firm* — Cozen O'Connor

(57) **CLAIM**

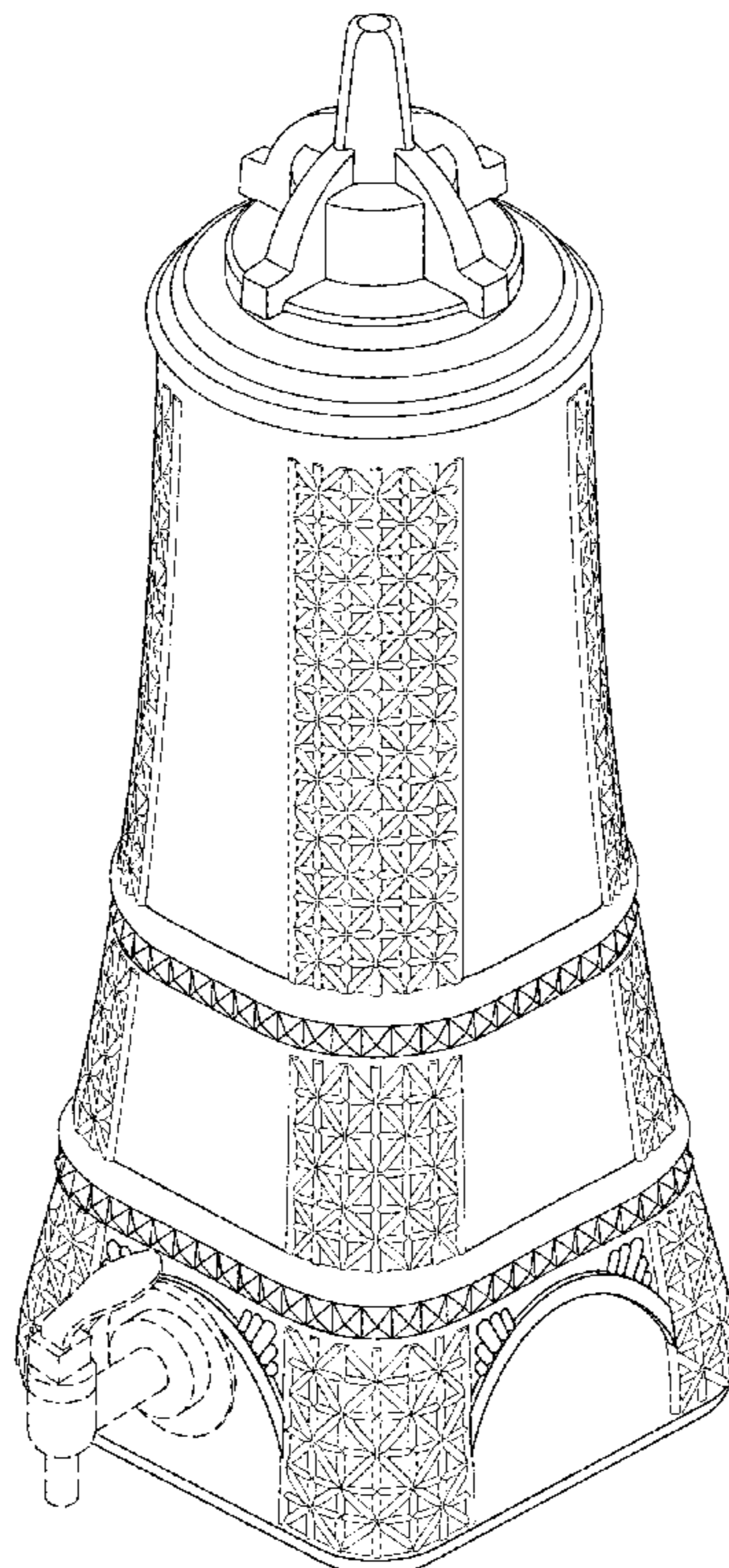
The ornamental design for an lighthouse beverage dispenser, as shown and described.

**DESCRIPTION**

FIG. 1 is a perspective view of a lighthouse beverage dispenser showing my new design;  
 FIG. 2 is a front view thereof;  
 FIG. 3 is an enlarged top plan view thereof;  
 FIG. 4 is a right side view thereof;  
 FIG. 5 is a left side view thereof;  
 FIG. 6 is a rear view thereof; and,  
 FIG. 7 is an enlarged bottom plan view thereof.

The broken lines in the drawing depict portions of the lighthouse beverage dispenser that form no part of the claimed design.

**1 Claim, 7 Drawing Sheets**



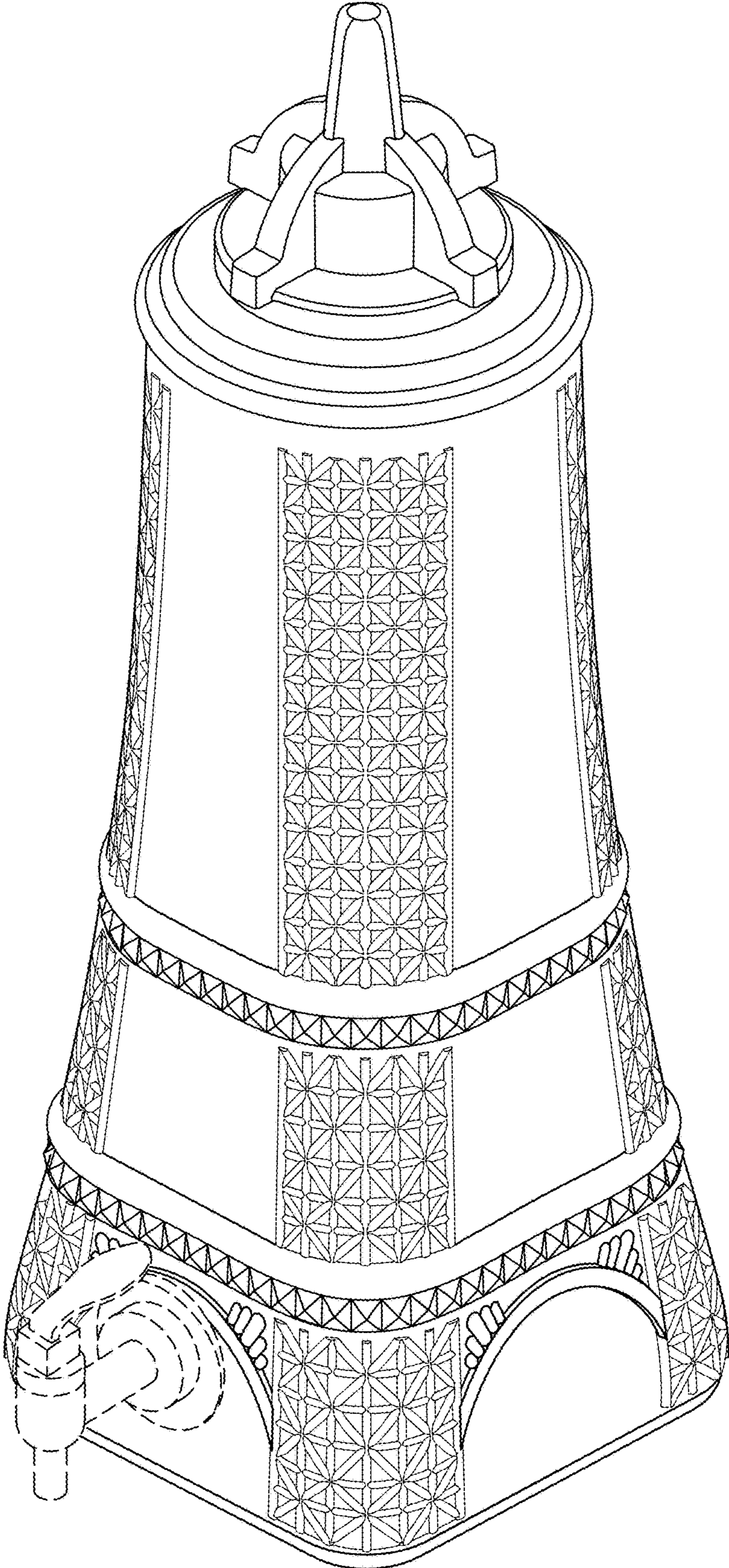


FIG. 1




FIG.2

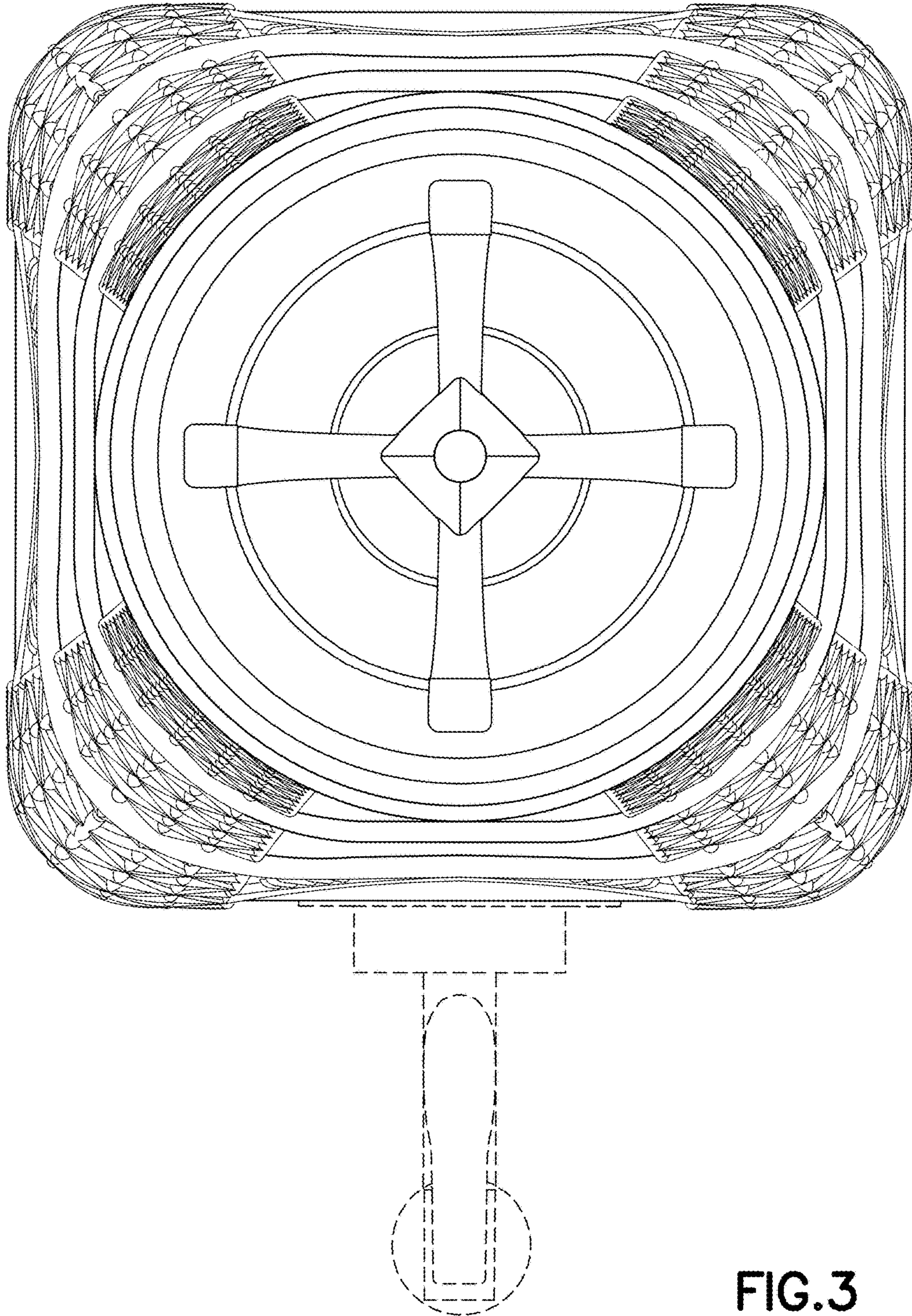


FIG. 3

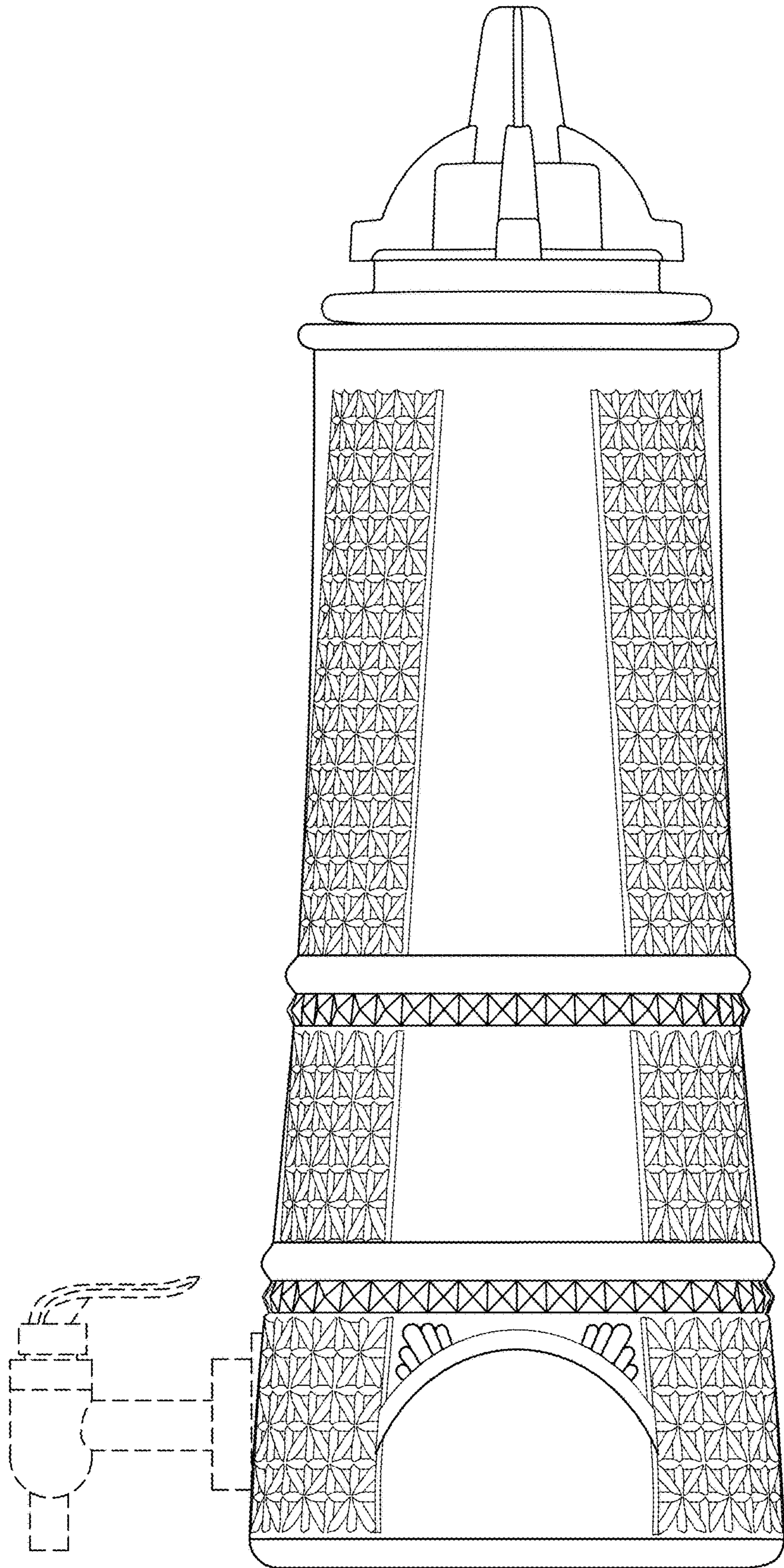


FIG.4

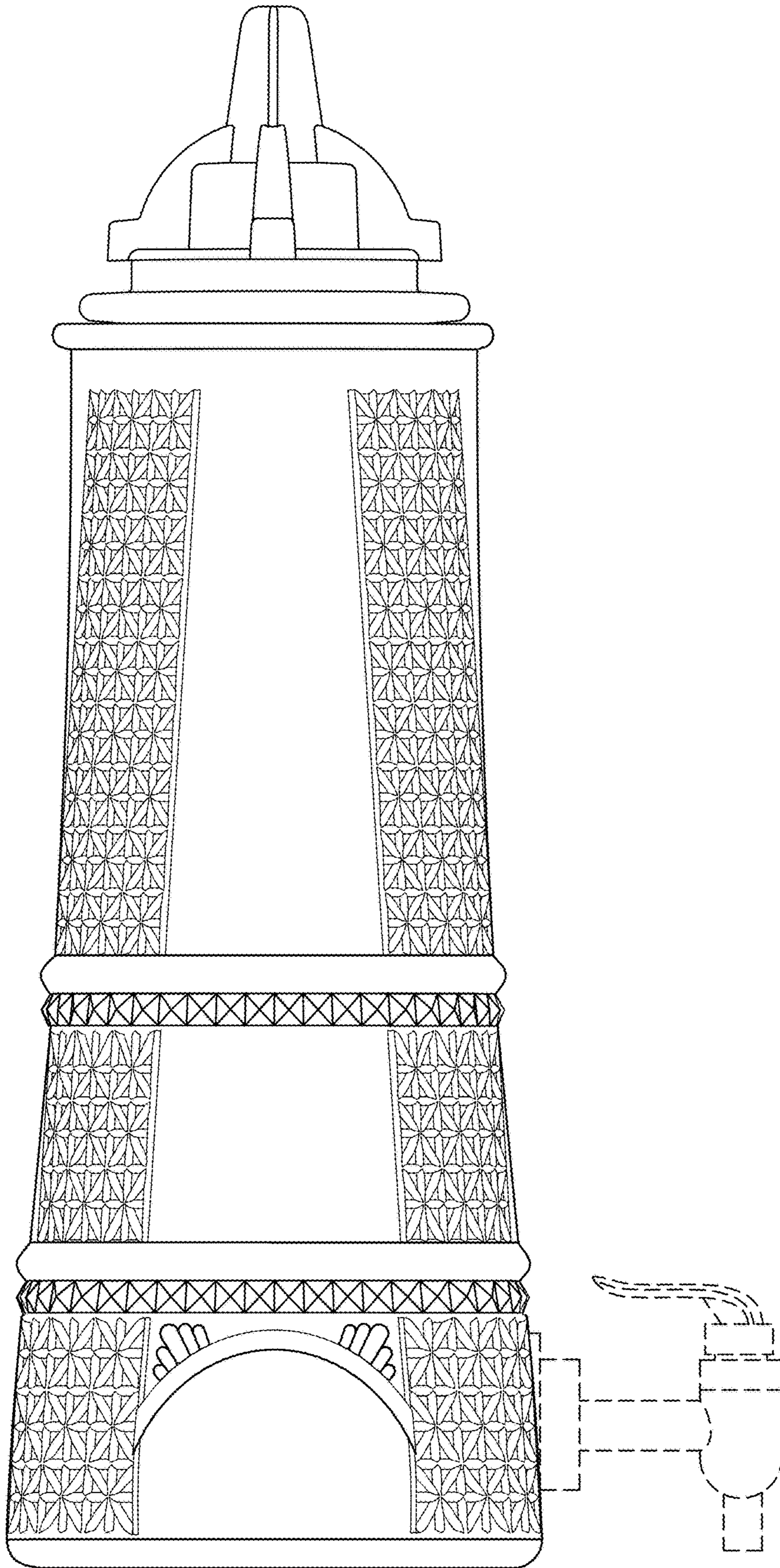


FIG.5




FIG.6

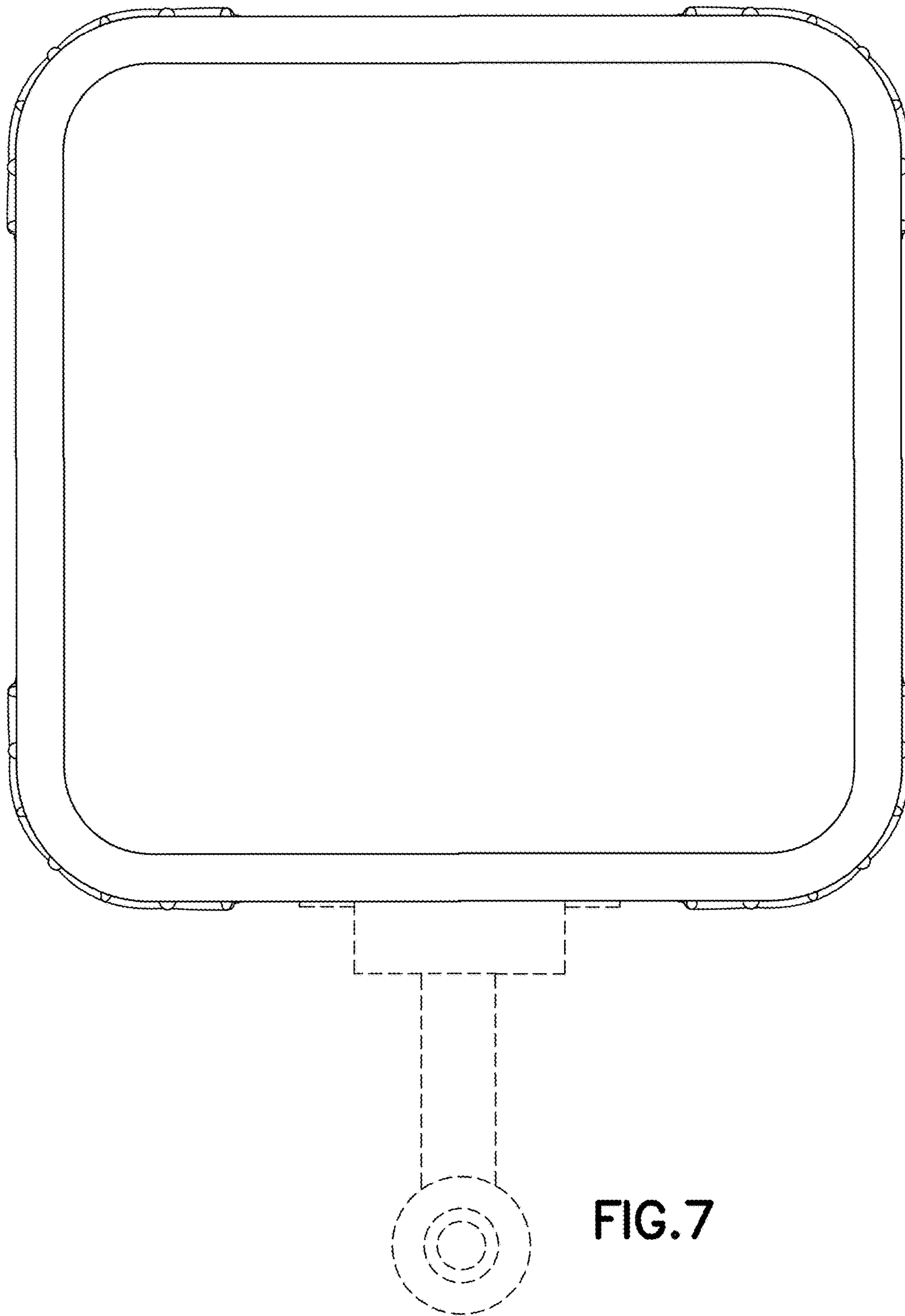


FIG. 7