



US00D814825S

(12) **United States Design Patent**
Ravassa et al.

(10) **Patent No.:** **US D814,825 S**
(45) **Date of Patent:** **** Apr. 10, 2018**

(54) **TOWEL BAR**

(71) Applicant: **AS IP Holdco, LLC**, Piscataway, NJ
(US)

(72) Inventors: **Gabriela Ravassa**, Brooklyn, NY (US);
Jean-Jacques L’Henaff, New Canaan,
CT (US)

(73) Assignee: **AS IP Holdco, LLC**, Piscataway, NJ
(US)

(**) Term: **15 Years**

(21) Appl. No.: **29/590,296**

(22) Filed: **Jan. 9, 2017**

(51) **LOC (11) Cl.** **06-04**

(52) **U.S. Cl.**
USPC **D6/549**

(58) **Field of Classification Search**
USPC D6/546–550, 512–525; 211/13.1, 16,
211/85.5, 86.01, 87.01, 88.04, 100, 105.1,
211/105.2, 106, 113, 123, 181.1,
211/182–183; 248/49, 175, 176.1, 200,
248/201, 205.1, 251, 302, 309.1, 315;
D8/300, 315–321, 354, 363, 373, 380;
108/28–29; 242/570, 590, 595–598;
D25/45

CPC A47K 10/10; A47K 10/04; A47K 2201/00;
A47K 2201/02; Y10S 16/40; Y10S 16/41;
Y10T 16/458; Y10T 16/462; Y10T
16/513; B60N 2/0715; A61L 15/26

See application file for complete search history.

(56) **References Cited**

U.S. PATENT DOCUMENTS

D301,305 S * 5/1989 Bell 211/105.2
D312,935 S * 12/1990 Chap D6/549
D334,315 S * 3/1993 Bengtson D23/304
D343,107 S * 1/1994 Fulton D8/315

D486,020 S * 2/2004 Hoernig D6/549
D513,694 S * 1/2006 Vitkauskas D8/300
D540,597 S * 4/2007 Hoernig D6/549
D569,704 S * 5/2008 Ricereto D8/315
D572,109 S * 7/2008 Busalt D8/316
D572,110 S * 7/2008 Busalt D8/316
D579,310 S * 10/2008 Suh D15/89
D588,172 S * 3/2009 Yang D15/89
D597,396 S * 8/2009 Menzies D8/315
D612,677 S * 3/2010 Jeon D15/89
D736,055 S * 8/2015 Funnell, II D8/315
D741,683 S * 10/2015 Park D8/319
D763,654 S * 8/2016 Chung D8/315
D764,890 S * 8/2016 Shoemaker D15/89
D771,408 S * 11/2016 Garland D6/549
D780,552 S * 3/2017 Zimmer D8/316
D781,641 S * 3/2017 Incukur D7/393
D781,642 S * 3/2017 Incukur D7/393
D784,728 S * 4/2017 Eads D6/549
D785,366 S * 5/2017 Andrew D6/549

(Continued)

Primary Examiner — David G Muller

Assistant Examiner — Nathan M Johnston

(74) *Attorney, Agent, or Firm* — Morrison & Foerster
LLP

(57) **CLAIM**

The ornamental design for a towel bar, as shown and
described.

DESCRIPTION

FIG. 1 is a perspective view of a towel bar showing the new
design;

FIG. 2 is a front elevational view thereof;

FIG. 3 is a rear elevational view thereof;

FIG. 4 is a top plan view thereof;

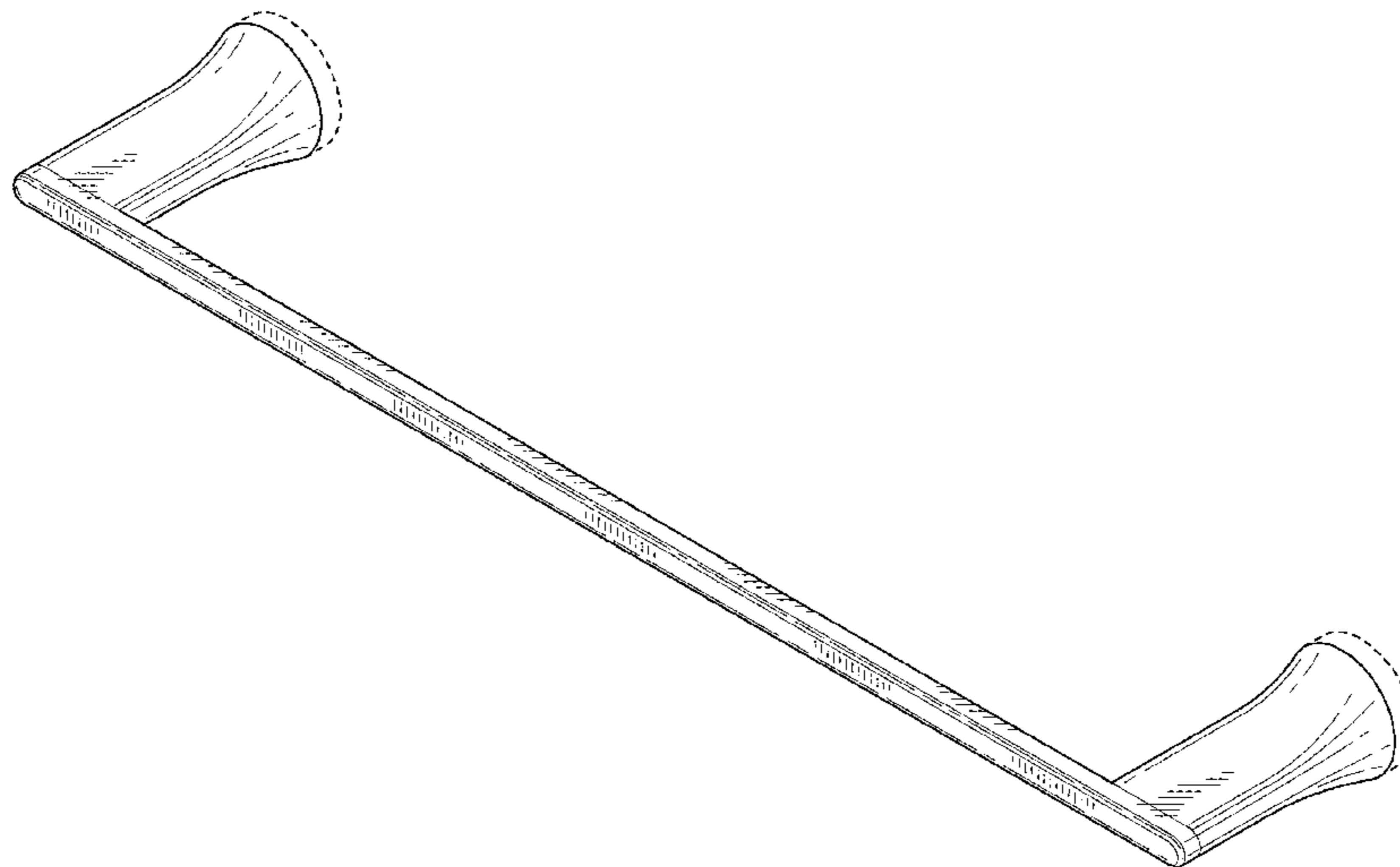
FIG. 5 is a bottom plan view thereof;

FIG. 6 is a left side elevational view thereof; and,

FIG. 7 is a right side elevational view thereof.

The features shown in broken lines form no part of the
claimed design.

1 Claim, 4 Drawing Sheets



(56)

References Cited

U.S. PATENT DOCUMENTS

D792,752 S * 7/2017 Chung D8/315
D799,854 S * 10/2017 Andrew D6/549

* cited by examiner

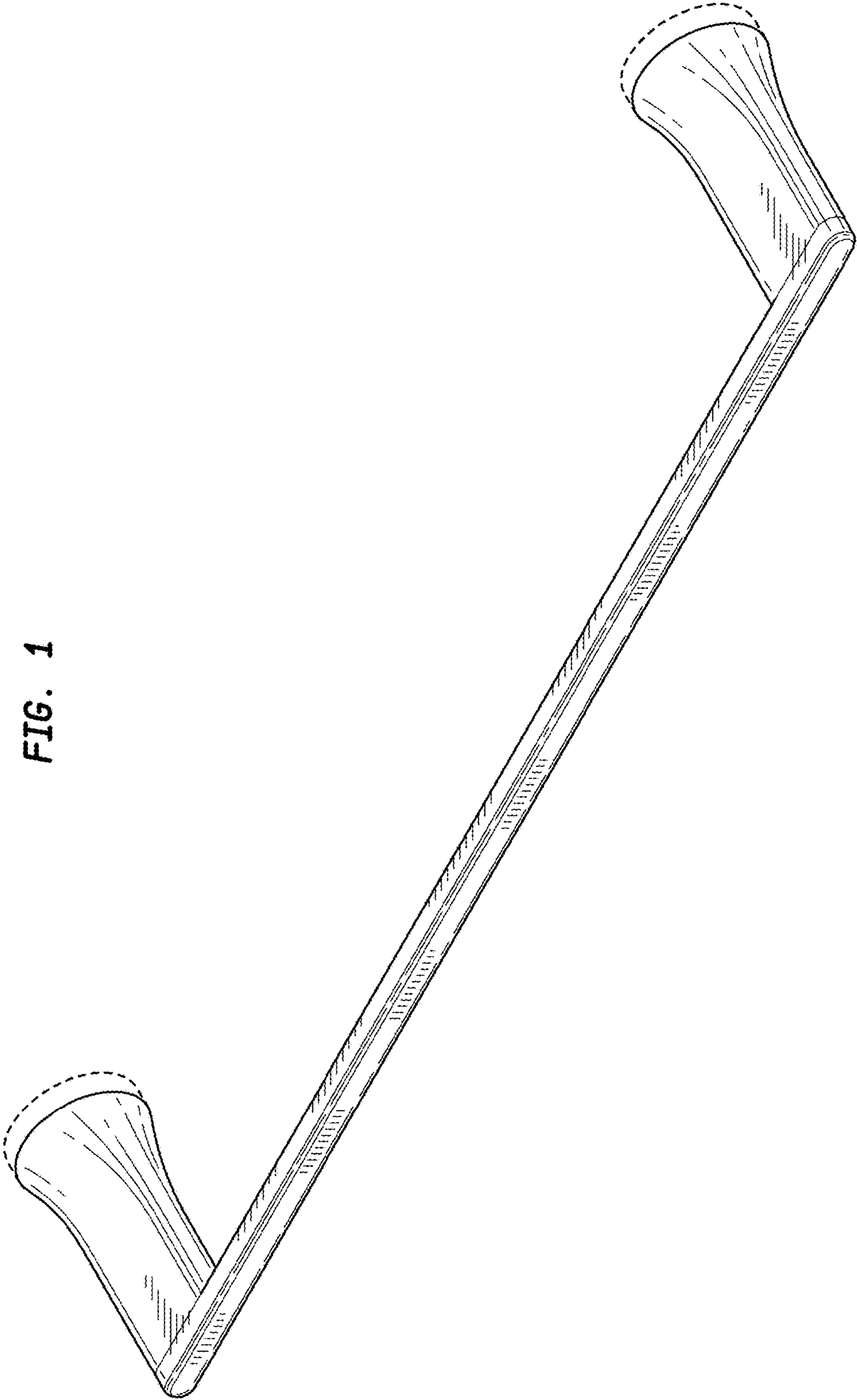


FIG. 1

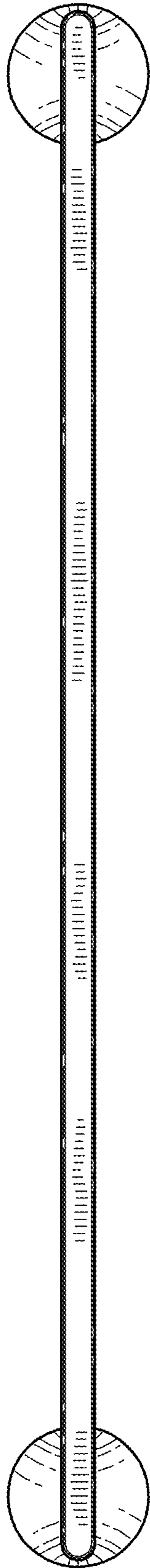


FIG. 2

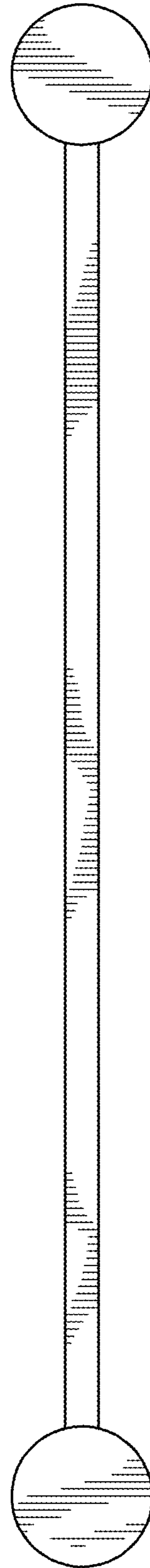


FIG. 3

FIG. 4




FIG. 5




FIG. 6

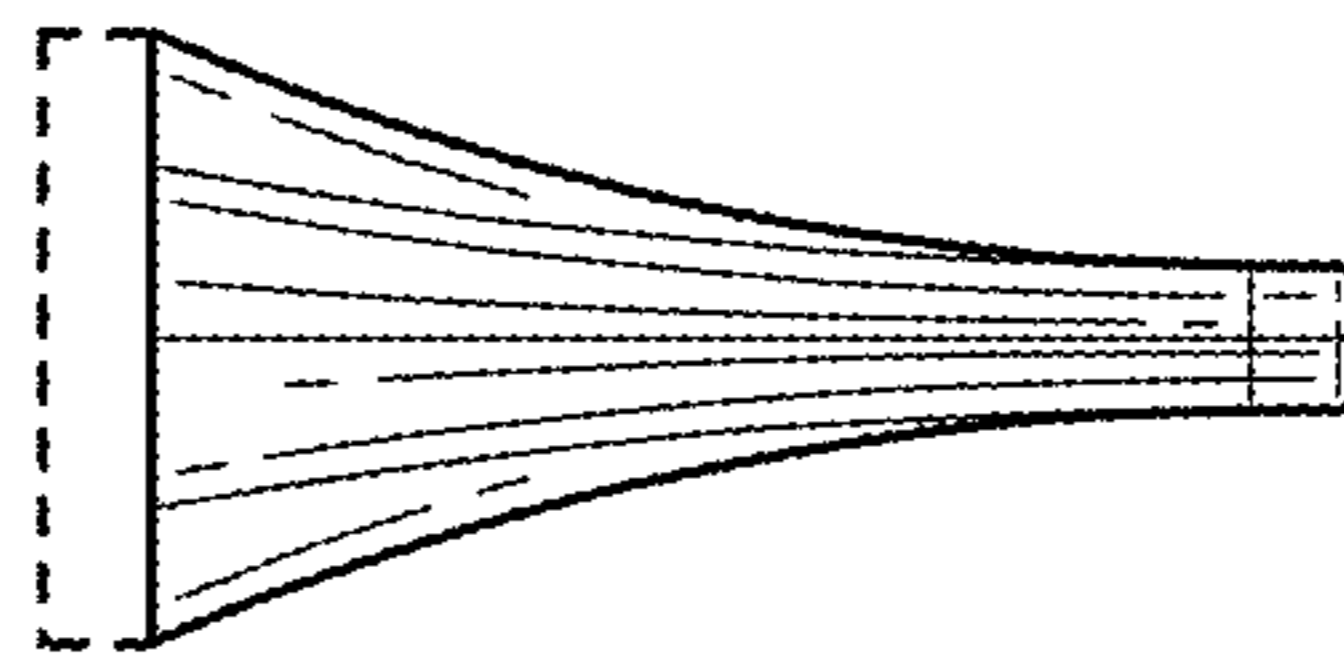


FIG. 7

