



US00D814813S

(12) **United States Design Patent** (10) **Patent No.:** **US D814,813 S**
Hassman (45) **Date of Patent:** **** Apr. 10, 2018**

(54) **HANGING SOCCER BALL CHAIR**
(71) Applicant: **Ellen Hassman**, Hollywood, FL (US)
(72) Inventor: **Ellen Hassman**, Hollywood, FL (US)
(**) Term: **15 Years**
(21) Appl. No.: **29/606,761**
(22) Filed: **Jun. 7, 2017**
(51) **LOC (11) Cl.** **06-01**
(52) **U.S. Cl.**
USPC **D6/345; D6/347**
(58) **Field of Classification Search**
USPC D6/345, 347, 344, 351, 358, 388, 404,
D6/658, 665, 674, 688, 703.6, 707.1,
D6/708.1, 709.1, 717.1, 718.15, 718.27,
D6/539, 597, 303, 316; D10/6;
D21/315, 318, 319, 708, 709, 712, 713,
D21/780, 816, 825, 831, 836; D11/48,
D11/81, 99, 133, 157; D20/29; D9/516,
D9/549, 550, 563
CPC A47D 13/105; A47D 13/107; A47C 1/00;
A47C 3/00; A47C 3/02; A47C 3/025;
A47C 3/0255
See application file for complete search history.

D364,985 S * 12/1995 Burdorf D21/713
D369,476 S * 5/1996 Quill D6/344
D422,155 S * 4/2000 Rougie D6/358
6,116,682 A * 9/2000 Baur A47C 3/12
297/118
D439,621 S * 3/2001 Podd D21/329
D469,744 S * 2/2003 Lam D14/126
D501,610 S * 2/2005 Hightower D6/337
D501,730 S * 2/2005 Fonfeder D6/303
D507,305 S * 7/2005 Dill D19/90
D516,105 S * 2/2006 Bradley D16/202
D516,826 S * 3/2006 Zheng D6/358
D522,260 S * 6/2006 Strachan D6/347
D539,048 S * 3/2007 Zimmermann D6/358
D596,673 S * 7/2009 Roman Moreno D20/29
D609,240 S * 2/2010 Allo Allo D14/440
D644,078 S * 8/2011 Moman D8/38
D652,038 S * 1/2012 Chiu D14/371
D653,256 S * 1/2012 Allo Allo D14/440
D661,536 S * 6/2012 Hughes, II D7/301
9,861,181 B2 * 1/2018 Wehner A45F 3/26
(Continued)

Primary Examiner — Deanna L Pratt
(74) *Attorney, Agent, or Firm* — Robert M. Downey, P.A.

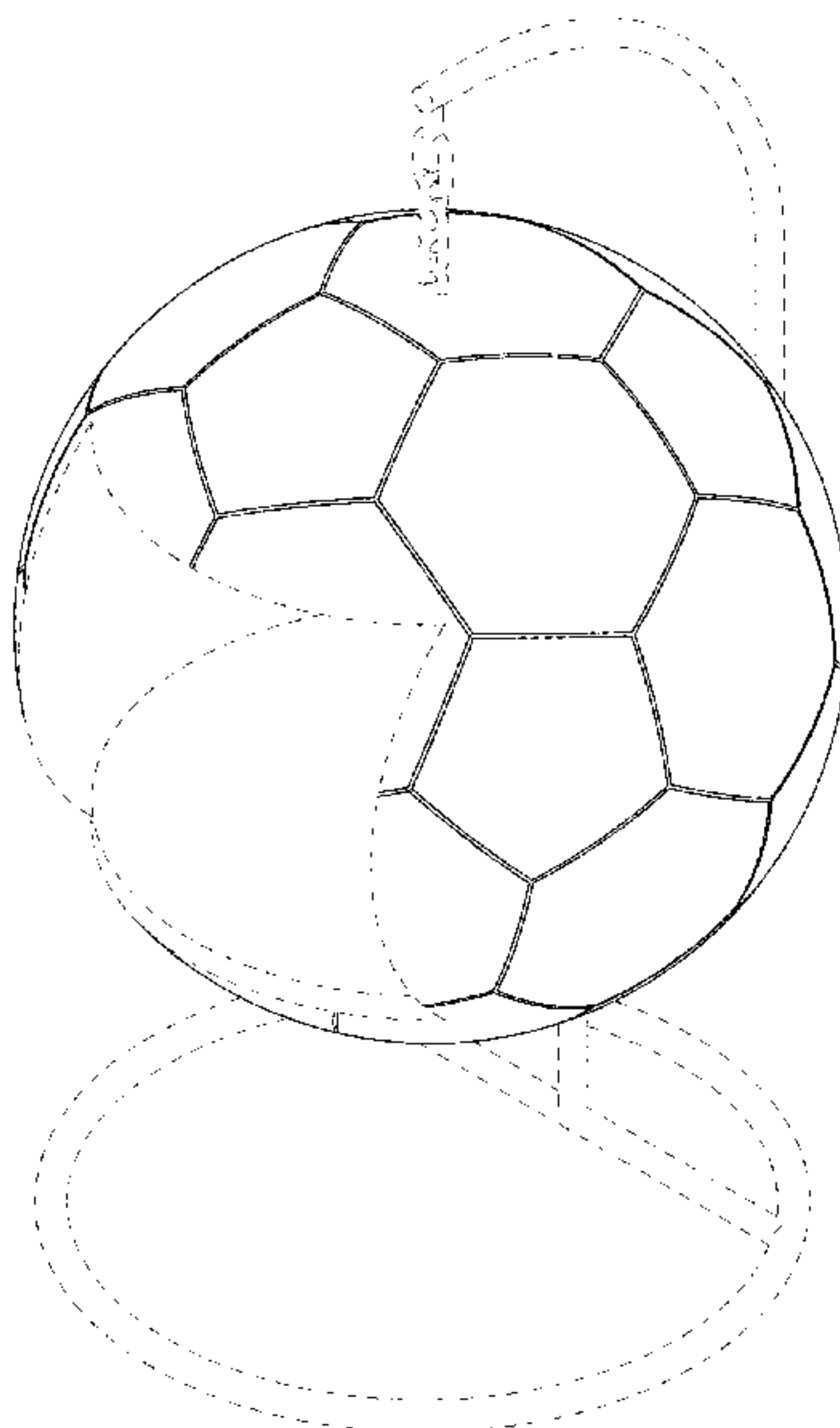
(57) **CLAIM**
The ornamental design for a hanging soccer ball chair, as shown and described.

DESCRIPTION

FIG. 1 is a front, top perspective view of a hanging soccer ball chair showing my new design;
FIG. 2 is a front elevational view thereof;
FIG. 3 is a rear elevational view thereof;
FIG. 4 is a left side elevational view thereof;
FIG. 5 is a right side elevational view thereof;
FIG. 6 is a top plan view thereof; and,
FIG. 7 is a bottom plan view thereof.
The broken lines illustrate portions of the hanging soccer ball chair that form no part of the claimed design.

1 Claim, 7 Drawing Sheets

(56) **References Cited**
U.S. PATENT DOCUMENTS
D259,611 S * 6/1981 Martin D6/303
D266,040 S * 9/1982 Cope D6/347
D273,967 S * 5/1984 Budde D21/825
4,454,204 A * 6/1984 Posey A63H 5/00
428/11
D278,549 S * 4/1985 Kristich D21/823
D282,970 S * 3/1986 Parkin D25/16
D339,240 S * 9/1993 Perkins D6/301
D354,641 S * 1/1995 Stoddard D30/102
D358,054 S * 5/1995 Burdorf D6/597



(56)

References Cited

U.S. PATENT DOCUMENTS

2003/0024448 A1* 2/2003 Lieberman A47B 13/16
108/161
2007/0283611 A1* 12/2007 Laurent G09F 23/00
40/700

* cited by examiner

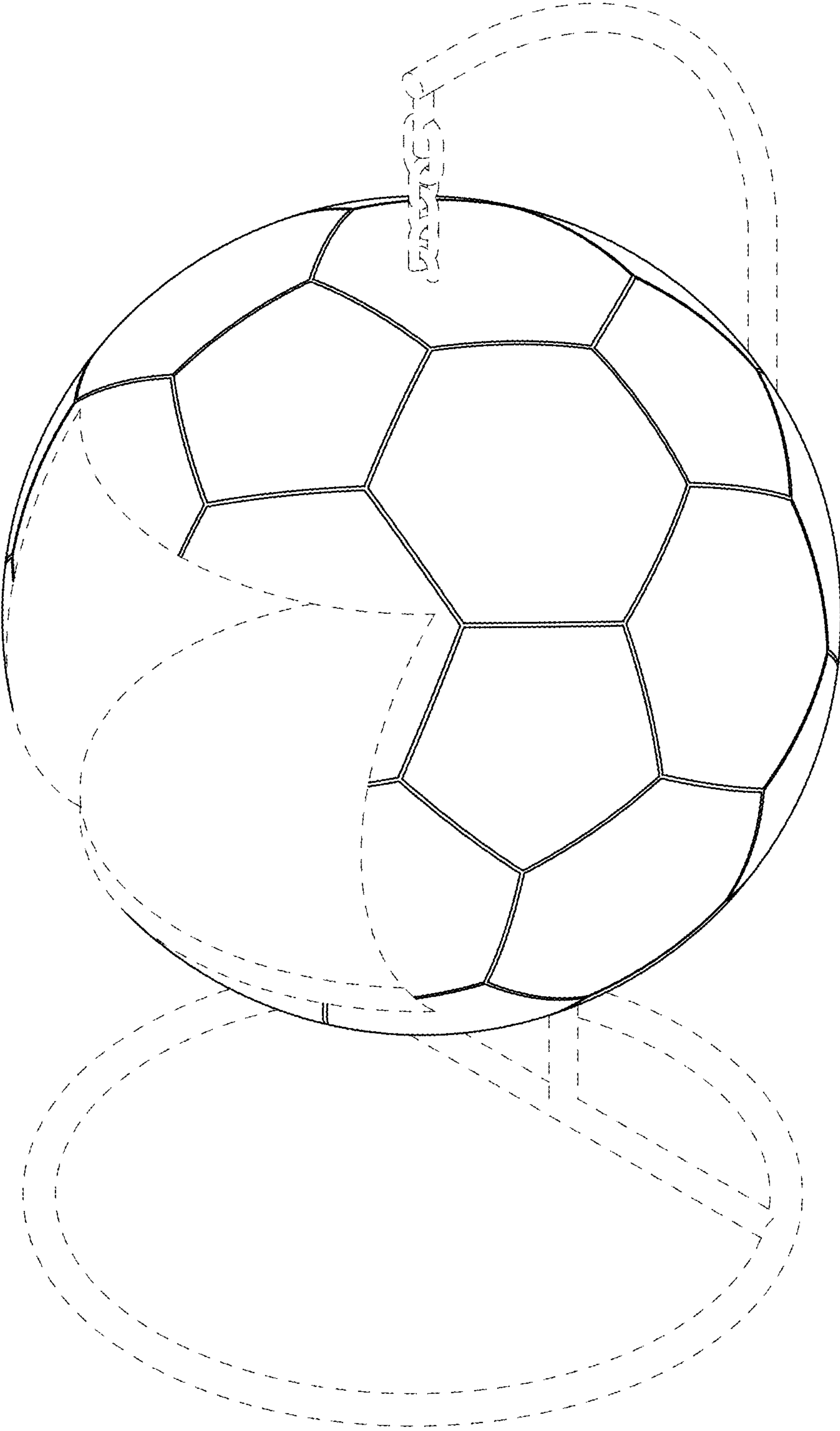


FIG. 1

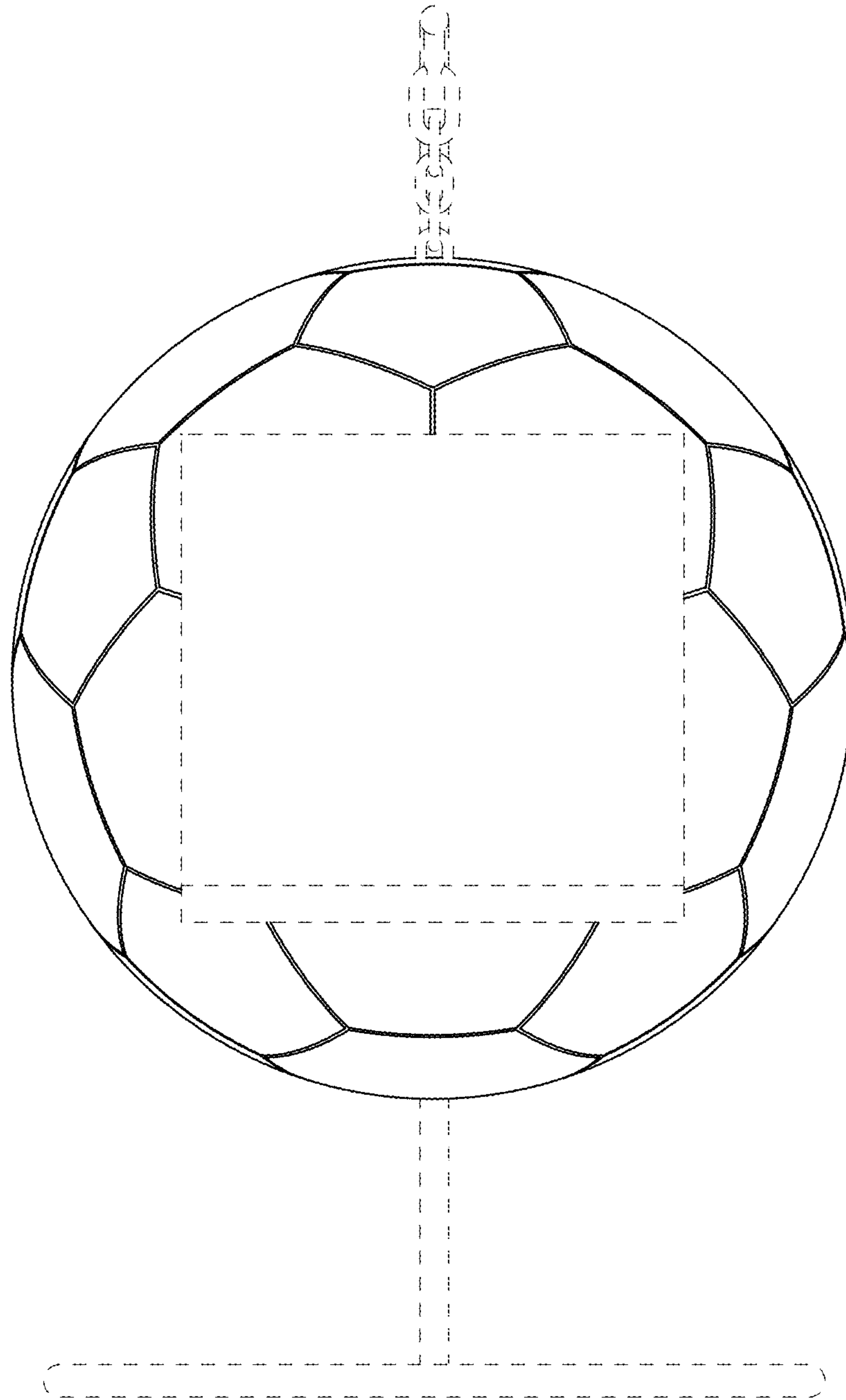


FIG. 2

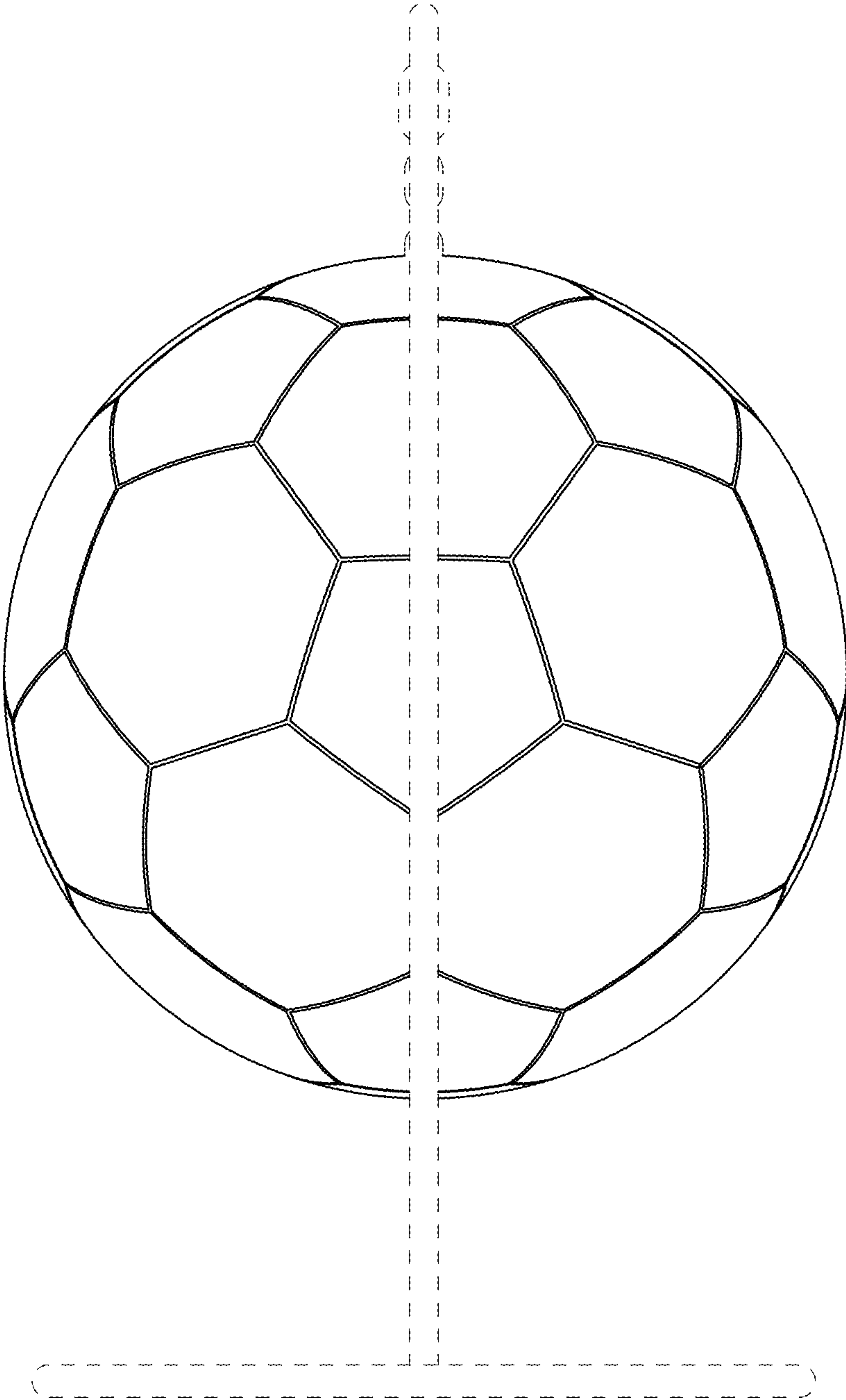


FIG. 3

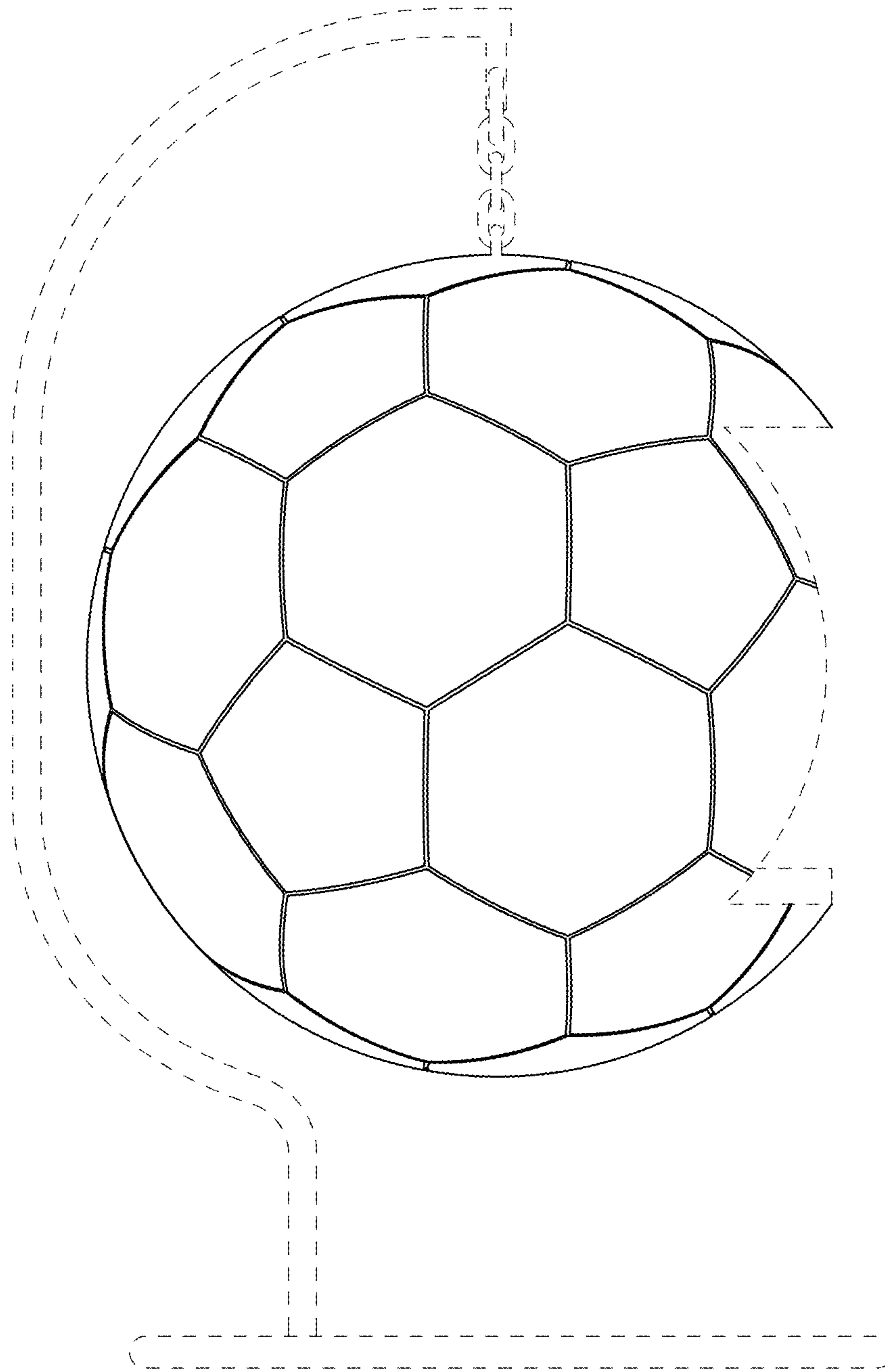


FIG. 4

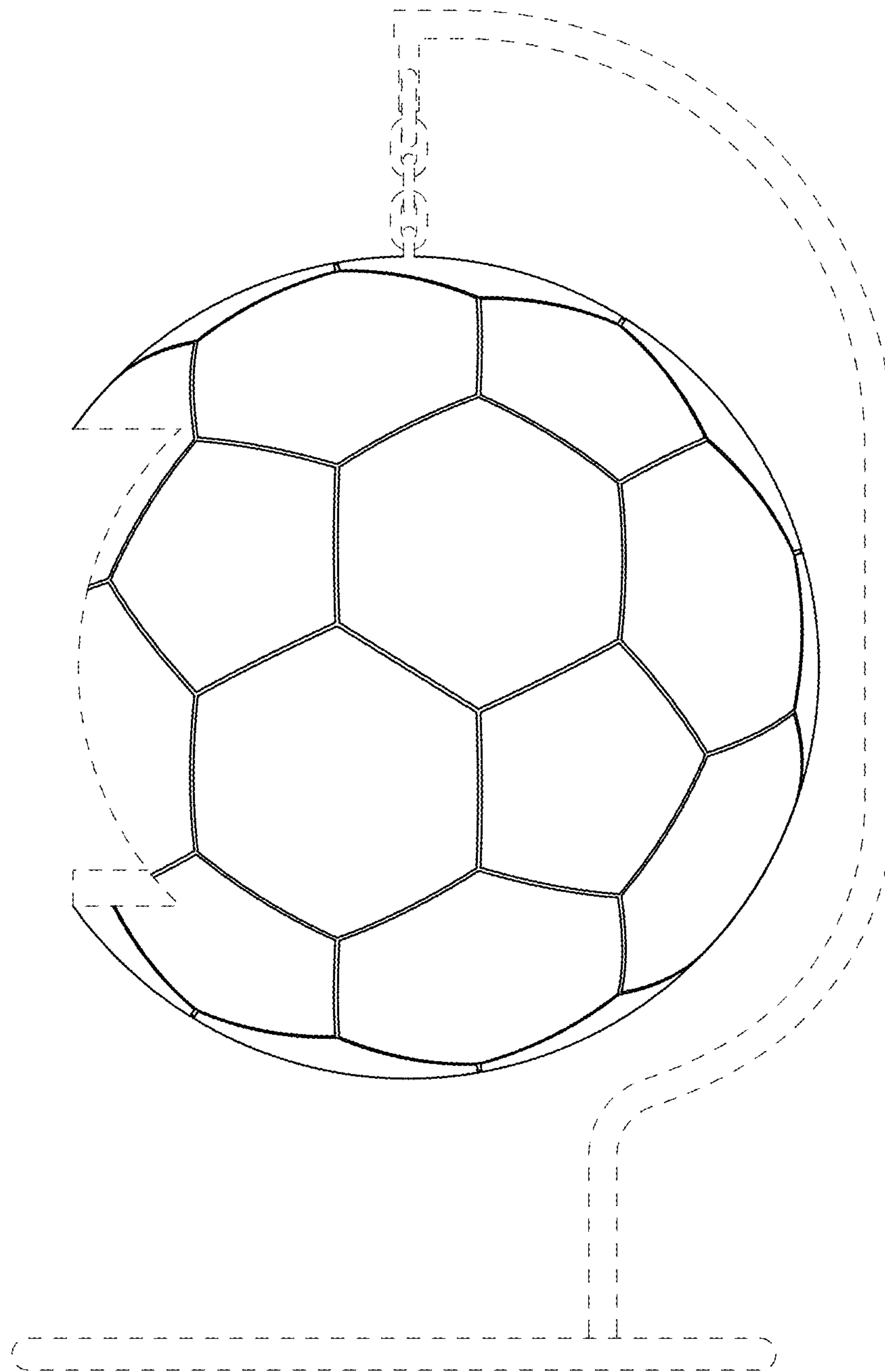


FIG. 5

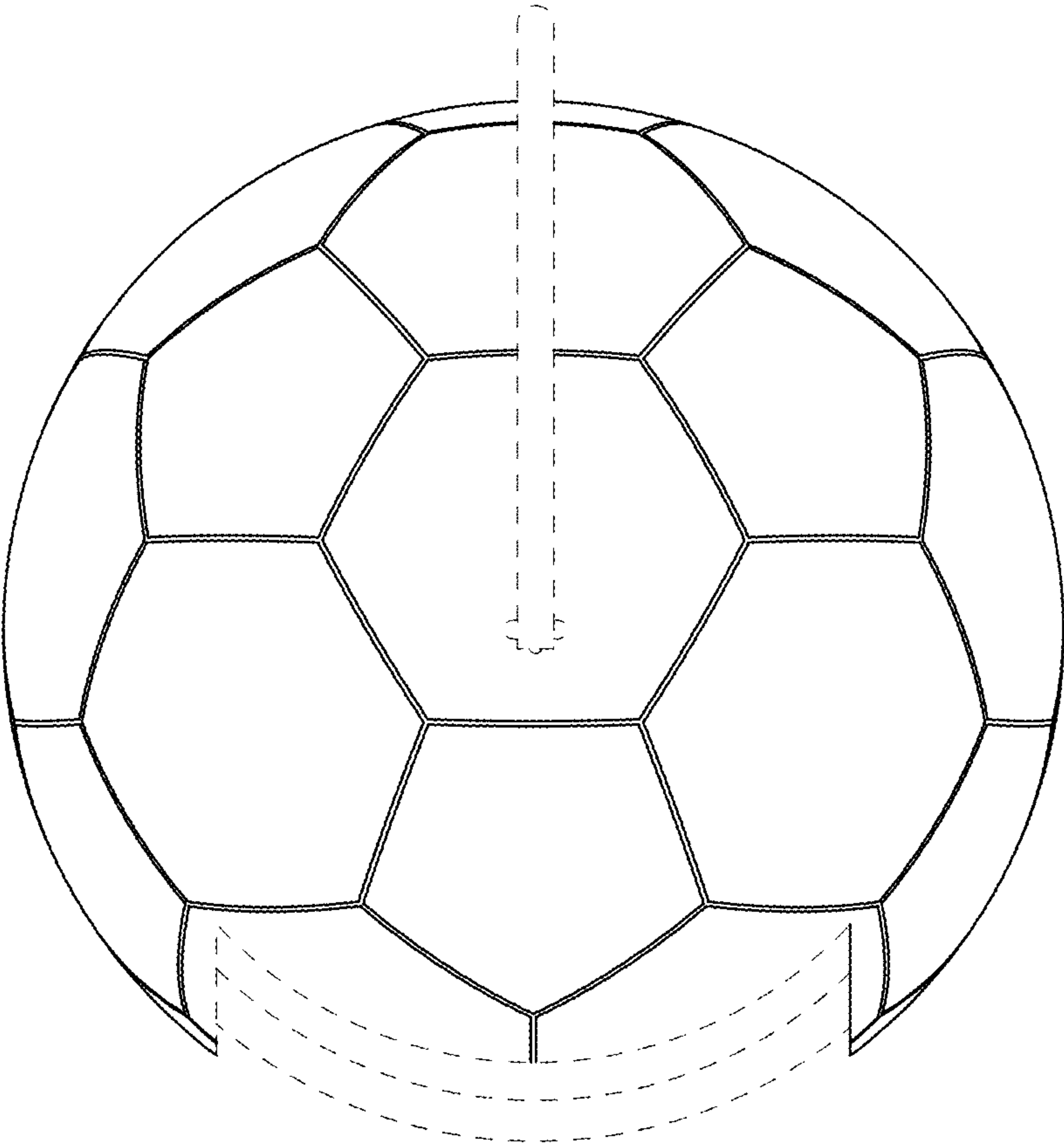


FIG. 6

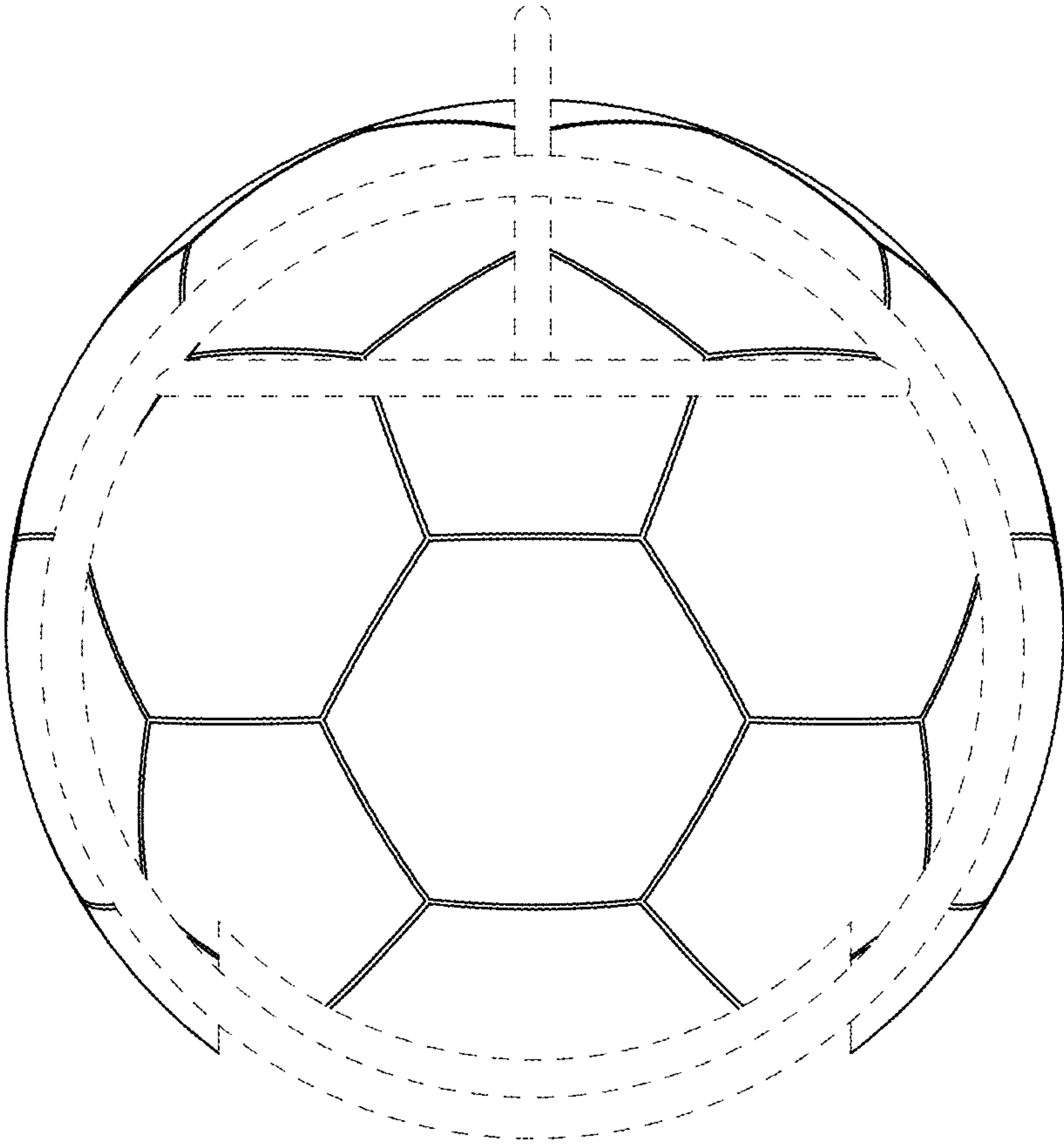


FIG. 7