



US00D814804S

(12) **United States Design Patent**
Roth et al.

(10) **Patent No.:** **US D814,804 S**
(45) **Date of Patent:** **** Apr. 10, 2018**

(54) **FACE MASK APPLICATION TOOL**

(71) Applicants: **Noreen Donovan Roth**, New York, NY (US); **Peter Thomas Roth**, New York, NY (US)

(72) Inventors: **Noreen Donovan Roth**, New York, NY (US); **Peter Thomas Roth**, New York, NY (US)

(73) Assignee: **PETER THOMAS ROTH LABS, LLC**, New York, NY (US)

(**) Term: **15 Years**

(21) Appl. No.: **29/570,396**

(22) Filed: **Jul. 7, 2016**

(51) **LOC (11) Cl.** **04-02**

(52) **U.S. Cl.**
USPC **D4/134**

(58) **Field of Classification Search**
USPC D2/610, 614, 616, 617; D4/100, 101, D4/102, 114, 116, 127, 130, 133, 136; D24/200, 214, 215; D28/44, 50, 58, 63; D32/35, 40, 45; 15/106, 110, 186, 188
CPC A46B 1/00; A46B 5/00; A46B 5/0095; A46B 9/00; A46B 9/005; A46B 13/00; A46B 13/008; A46B 2200/30; A47K 7/02; A47K 7/04; A47K 7/043; A61H 2205/022

See application file for complete search history.

(56) **References Cited**

U.S. PATENT DOCUMENTS

1,469,029 A * 9/1923 Underwood A41D 19/0068 15/227
2,745,128 A * 5/1956 Zeuner A47K 7/02 15/227
D237,319 S * 10/1975 Sakai et al. D28/50
D346,880 S * 5/1994 Meisner D28/48
D379,123 S * 5/1997 Driggers D28/63

D384,209 S * 9/1997 Driggers D28/63
D418,660 S * 1/2000 Ke D2/622
D648,435 S * 11/2011 Brodbeck D24/146

(Continued)

OTHER PUBLICATIONS

Peter Thomas Roth Mask Tasker, [on-line]; [review posted to the Internet on Jan. 8, 2017]; [retrieved from the Internet on Jul. 26, 2017]; URL: <http://www.sephora.com/mask-tasker-P415208>. (4 pages).*

(Continued)

Primary Examiner — Karen E Eldridge Powers

Assistant Examiner — Jasmine Mlinarcik

(74) *Attorney, Agent, or Firm* — Mintz Levin Cohn Ferris Glovsky and Popeo, P.C.

(57) **CLAIM**

The ornamental design for a face mask application tool, as shown and described.

DESCRIPTION

FIG. 1 is a top, right-side, front perspective view of a face mask application tool;

FIG. 2 is a top plan view of the face mask application tool of FIG. 1;

FIG. 3 is a bottom plan view of the face mask application tool of FIG. 1;

FIG. 4 is a left-side elevation view of the face mask application tool of FIG. 1;

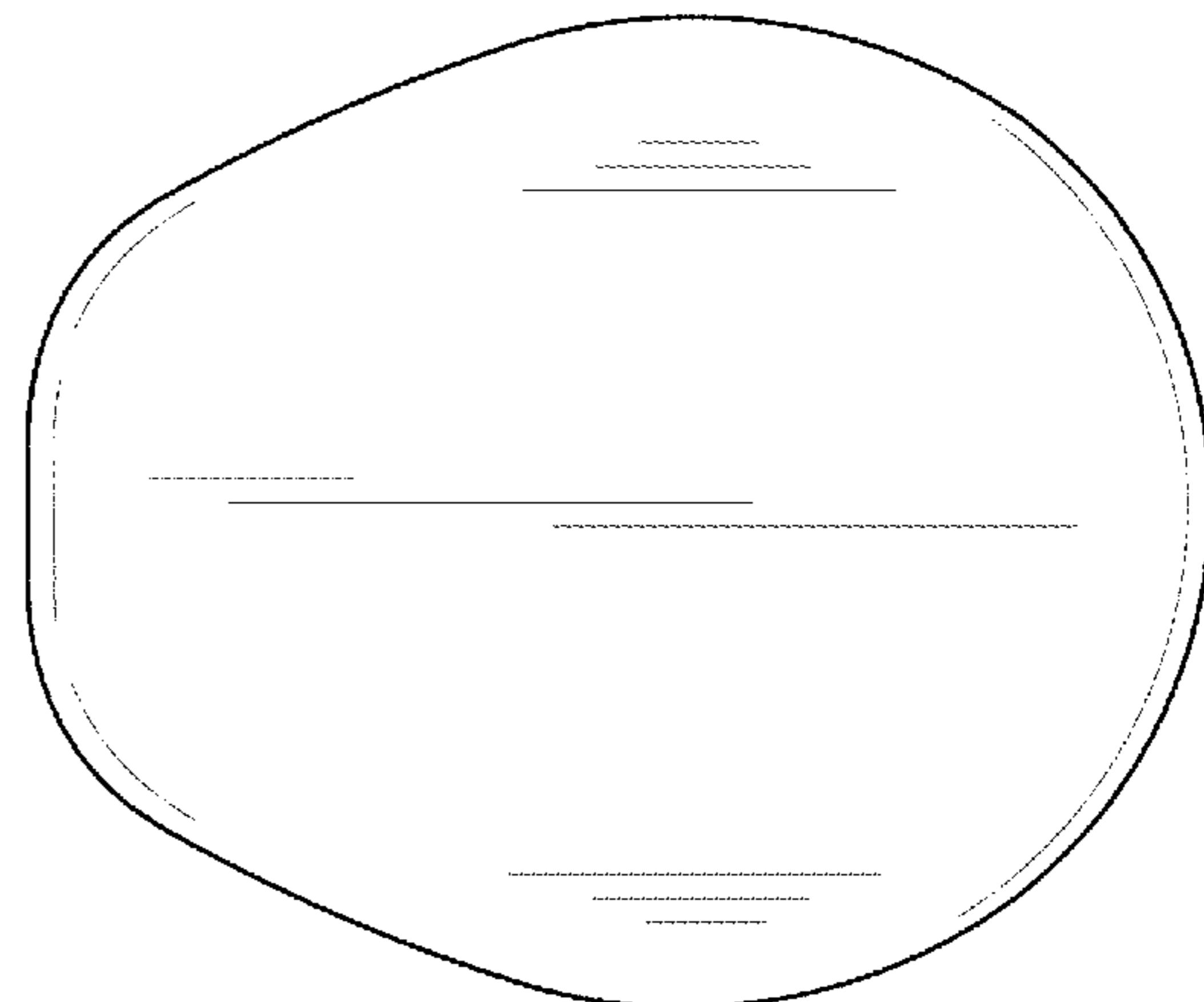
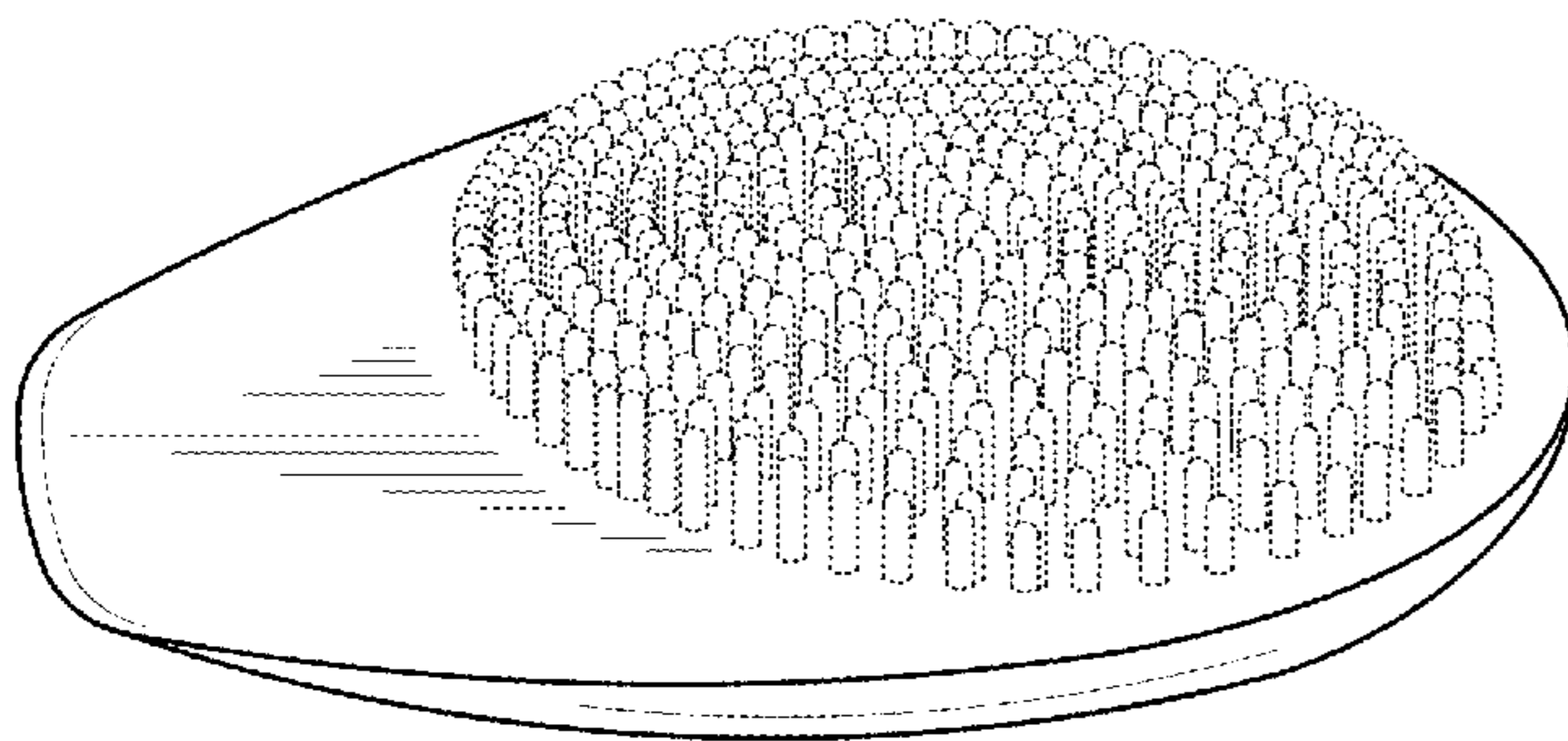
FIG. 5 is a right-side elevation view of the face mask application tool of FIG. 1;

FIG. 6 is a back elevation view of the face mask application tool of FIG. 1; and,

FIG. 7 is a front elevation view of the face mask application tool of FIG. 1.

The invention pertains to a face mask application tool for applying cosmetics. The dashed lines represent environmental structure and form no part of the claimed design.

1 Claim, 6 Drawing Sheets



(56)

References Cited

U.S. PATENT DOCUMENTS

D695,478 S *	12/2013	Hobe	D32/40
D728,241 S *	5/2015	Helmbold	D4/102
D764,172 S *	8/2016	Pan	D4/100
D767,226 S *	9/2016	Albers	D28/63
D773,064 S *	11/2016	Sedic	D24/214
D774,772 S *	12/2016	Sedic	D4/101
D781,588 S *	3/2017	Lee	D4/102
2015/0189979 A1 *	7/2015	Stanton	A46B 5/021 15/106

OTHER PUBLICATIONS

Peter Thomas Roth Meet Your Mask Kit . . . , [on-line video];
[published to the Internet on Jan. 5, 2017]; [retrieved from the
Internet on Jul. 26, 2017]; URL: [https://www.youtube.com/
watch?v=l-fORUJ-iVU](https://www.youtube.com/watch?v=l-fORUJ-iVU). (3 pages).*

* cited by examiner

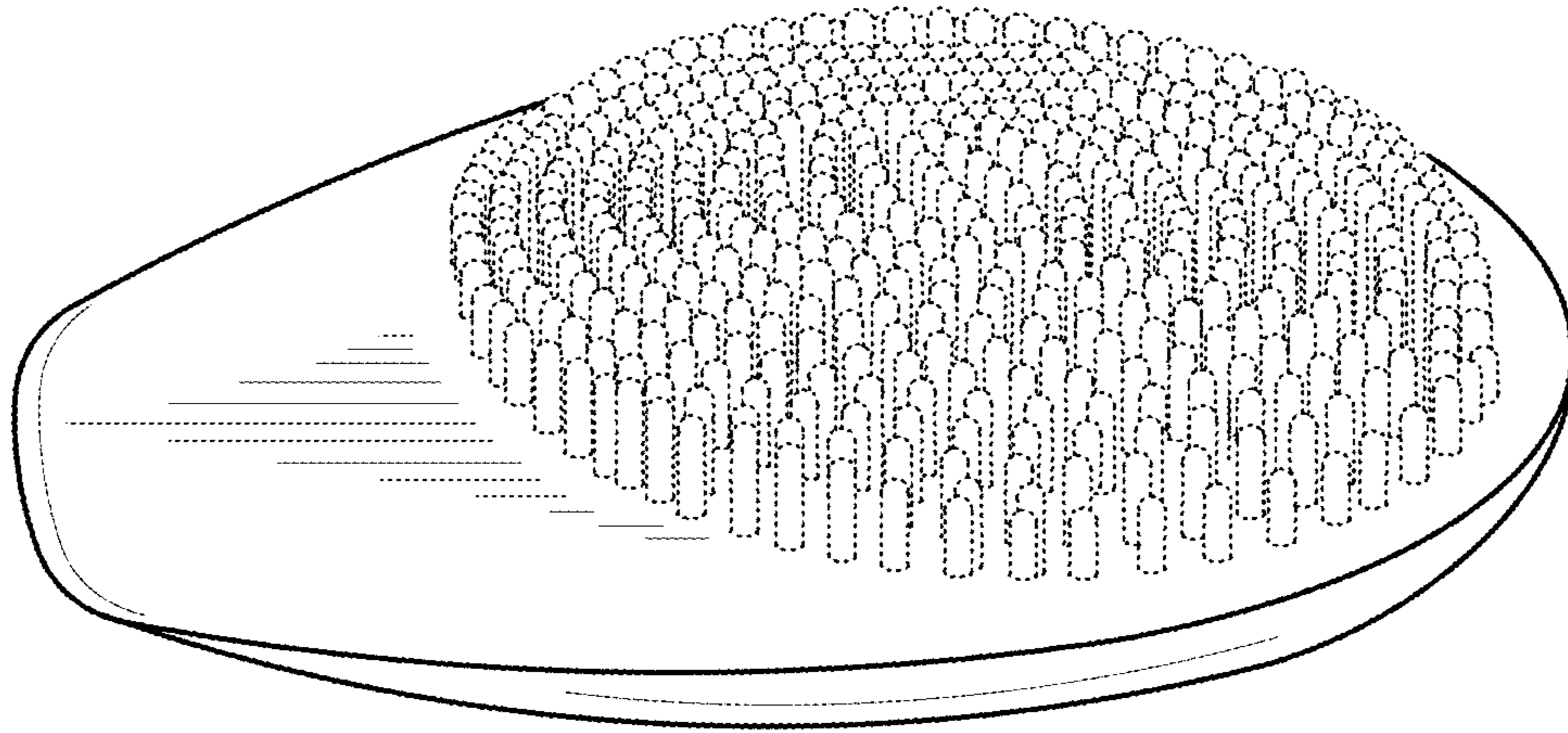


FIG. 1

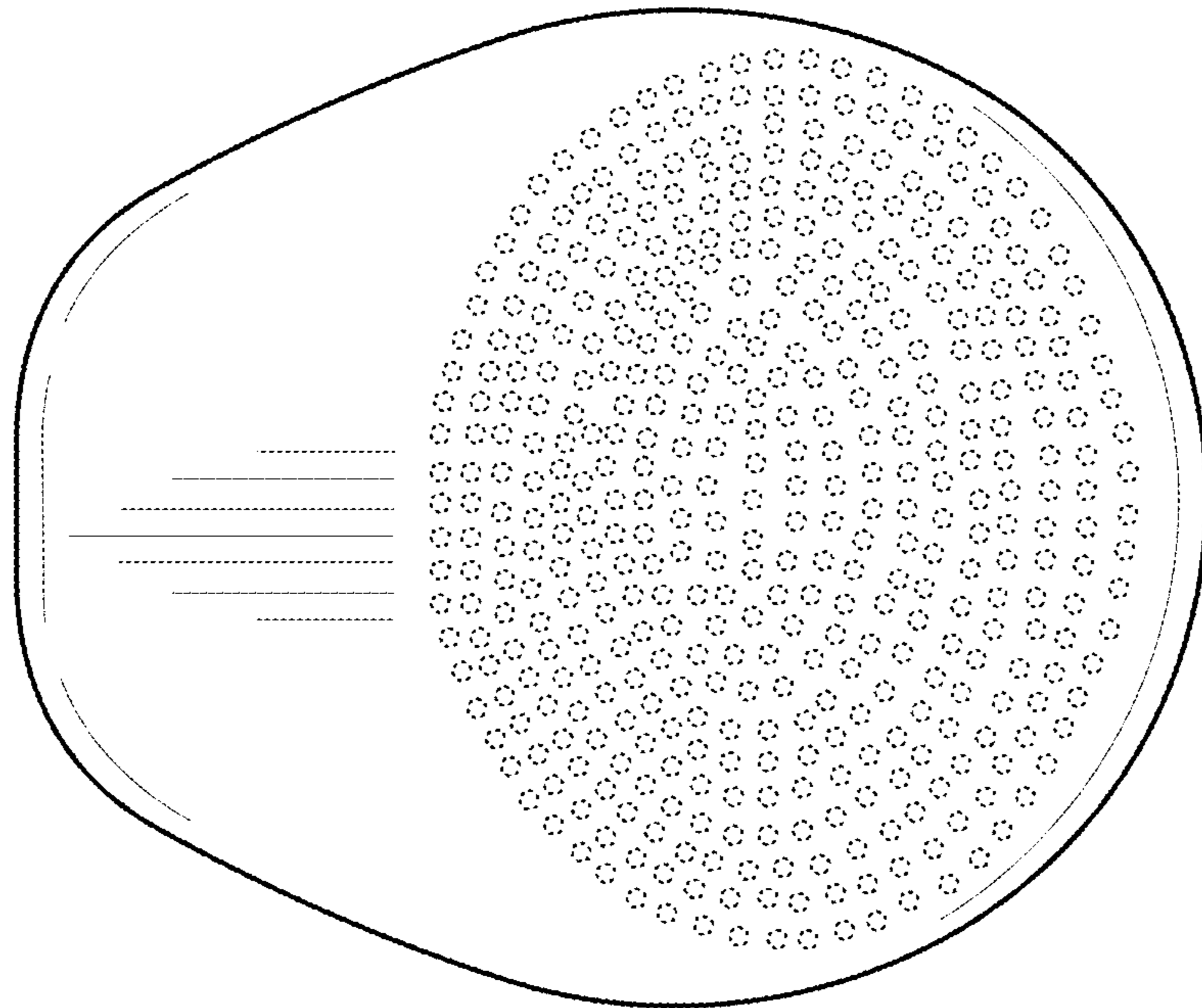


FIG. 2

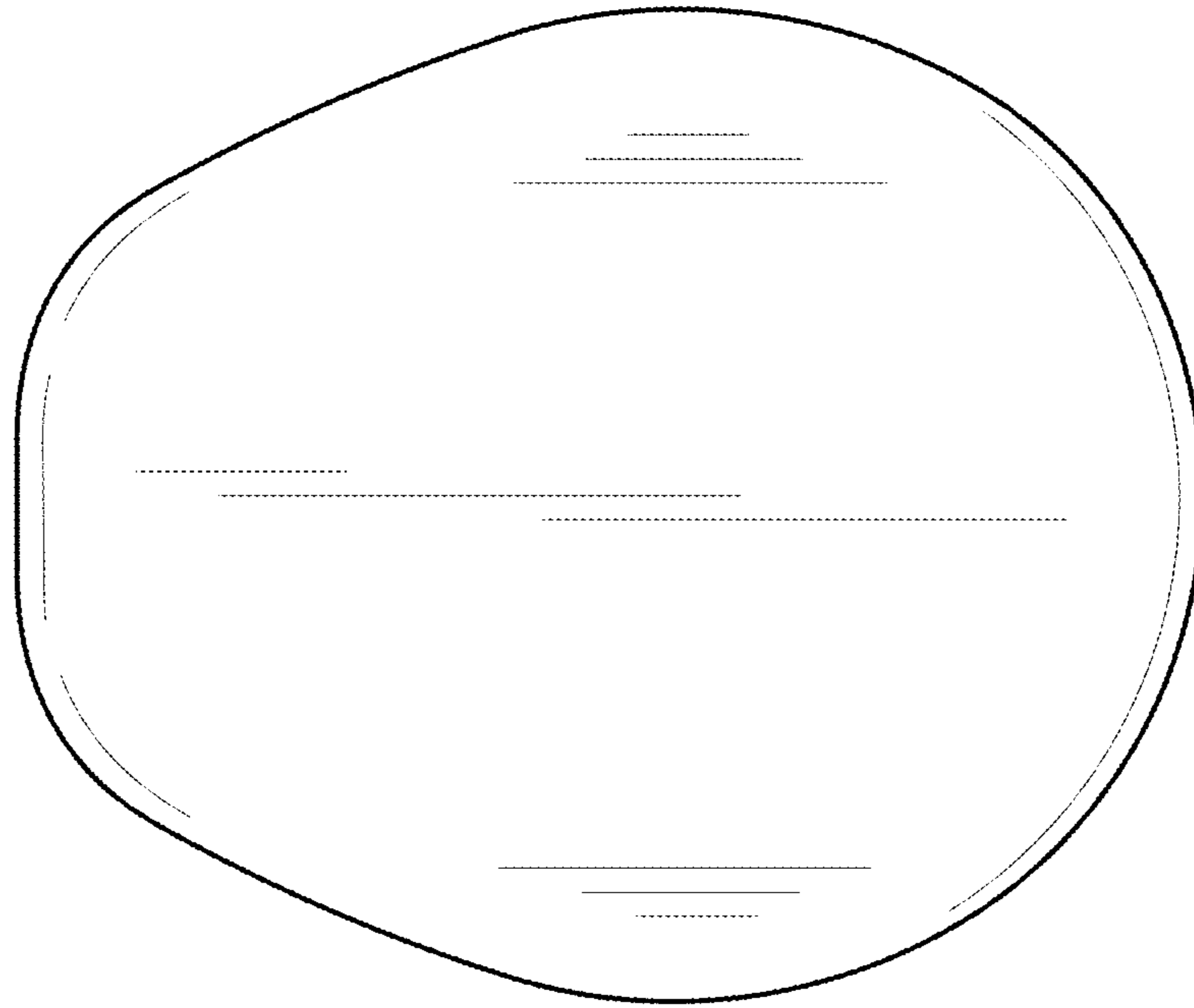


FIG. 3

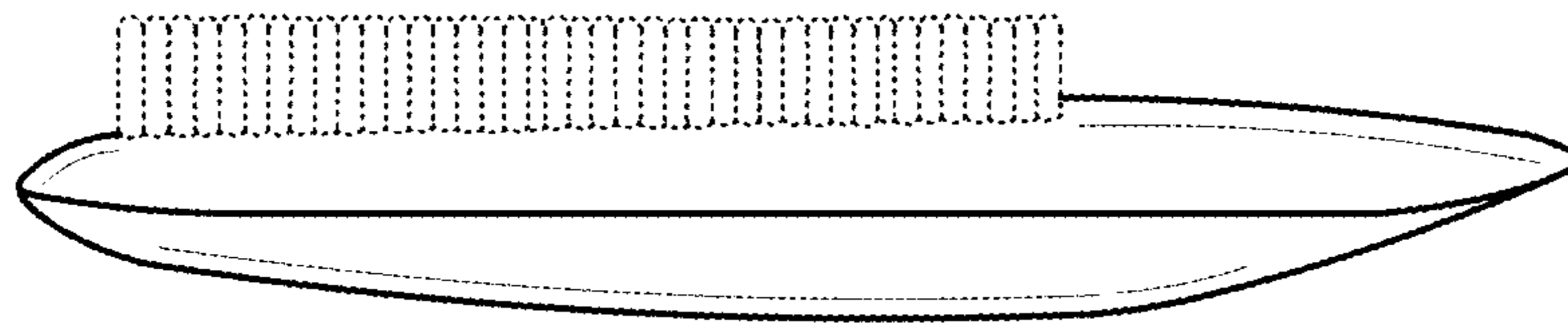


FIG. 4

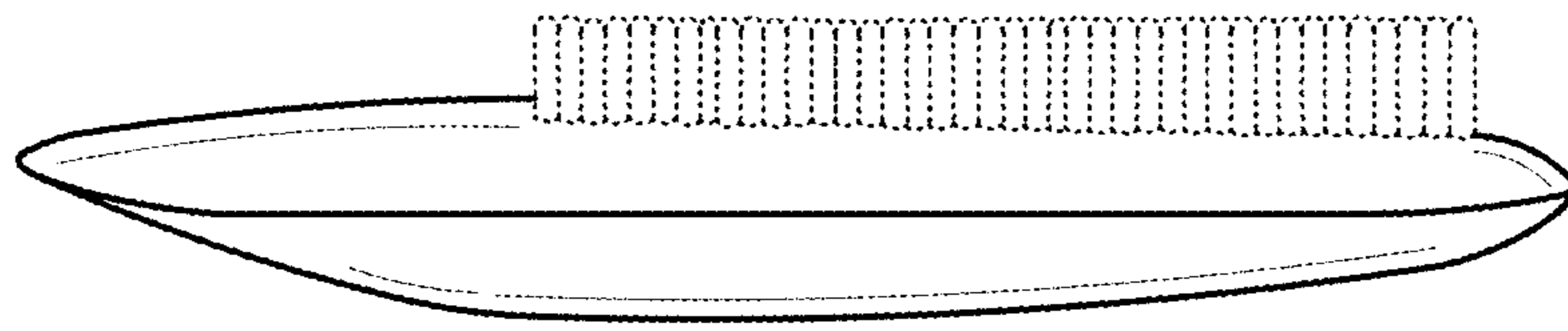


FIG. 5

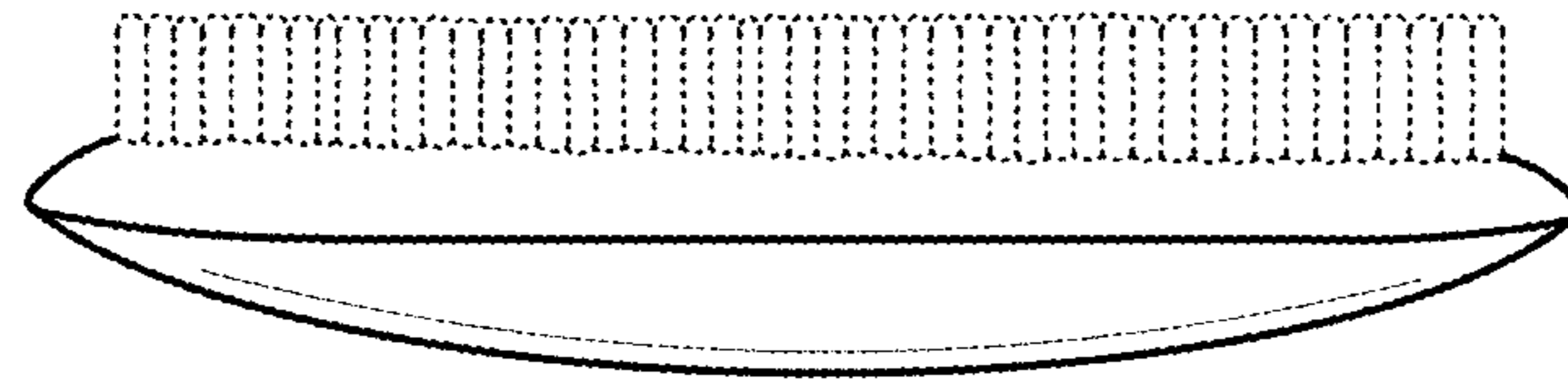


FIG. 6

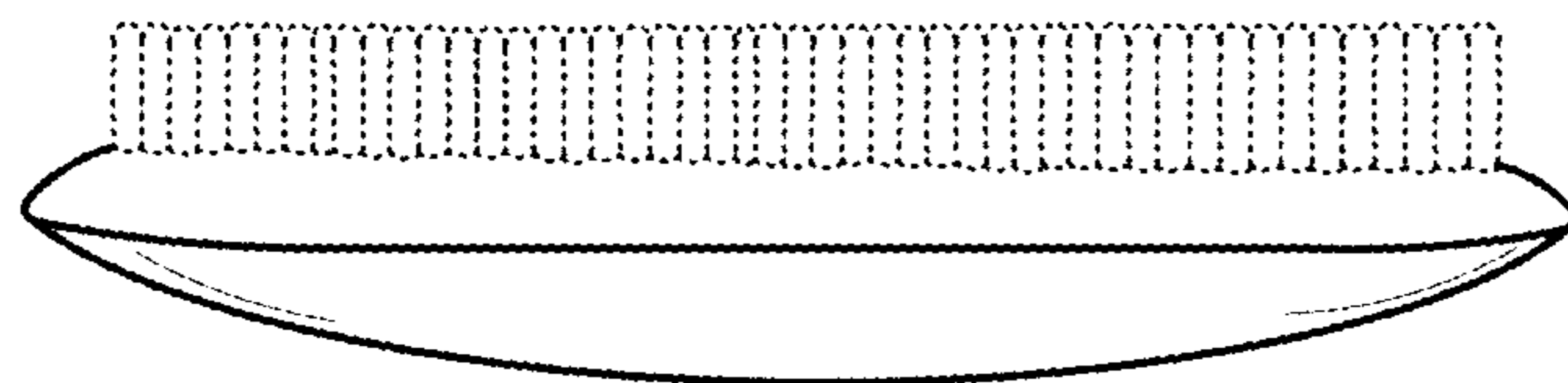


FIG. 7