



US00D814795S

(12) **United States Design Patent**
Burgess

(10) **Patent No.:** **US D814,795 S**

(45) **Date of Patent:** **** Apr. 10, 2018**

(54) **GOLF BAG TOP CUFF**

(71) Applicant: **Acushnet Company**, Fairhaven, MA
(US)

(72) Inventor: **Ian T K Burgess**, Hampstead, NH (US)

(73) Assignee: **Acushnet Company**, Fairhaven, MA
(US)

(**) Term: **15 Years**

(21) Appl. No.: **29/576,242**

(22) Filed: **Sep. 1, 2016**

(51) **LOC (11) Cl.** **03-01**

(52) **U.S. Cl.**
USPC **D3/321**

(58) **Field of Classification Search**
USPC D3/221, 224, 225, 254, 255, 256, 259,
D3/260, 303, 304, 315, 316, 318-322,
D3/327, 328, 328.1; D21/753-759, 789,
D21/796, 803
CPC A63B 55/00; A63B 55/10; A63B 55/40;
A63B 55/60; A63B 55/403; A63B
55/404; A63B 55/406; B62B 2202/404
See application file for complete search history.

(56) **References Cited**

U.S. PATENT DOCUMENTS

| | | | | |
|----------------|---------|----------|-------|-------------------------|
| D105,331 S * | 7/1937 | Hotze | | D3/255 |
| D111,138 S * | 9/1938 | Firle | | D3/255 |
| D206,009 S * | 10/1966 | Wilkens | | D3/255 |
| D364,737 S * | 12/1995 | Perrin | | D3/255 |
| D450,188 S * | 11/2001 | Maeng | | D3/255 |
| 6,513,653 B1 * | 2/2003 | Chen | | A63B 55/53 206/315.7 |
| 6,564,936 B1 * | 5/2003 | Campbell | | A63B 55/00 206/315.3 |

| | | | | |
|--------------|---------|--------------|-------|--------|
| D489,532 S * | 5/2004 | Reimers | | D3/255 |
| D501,604 S * | 2/2005 | Kadoya | | D3/255 |
| D512,838 S * | 12/2005 | Schmidt | | D3/320 |
| D517,808 S * | 3/2006 | Reimers | | D3/320 |
| D632,890 S * | 2/2011 | Reimers | | D3/255 |
| D632,891 S * | 2/2011 | Reimers | | D3/255 |
| D654,268 S * | 2/2012 | Boncimino | | D3/255 |
| D669,266 S * | 10/2012 | Loudenslager | | D3/255 |
| D713,148 S * | 9/2014 | Bruce | | D3/320 |
| D715,055 S * | 10/2014 | Bruce | | D3/255 |

* cited by examiner

Primary Examiner — Susan E Krakower

Assistant Examiner — L. A. Grabenstetter

(74) *Attorney, Agent, or Firm* — Daniel W Sullivan

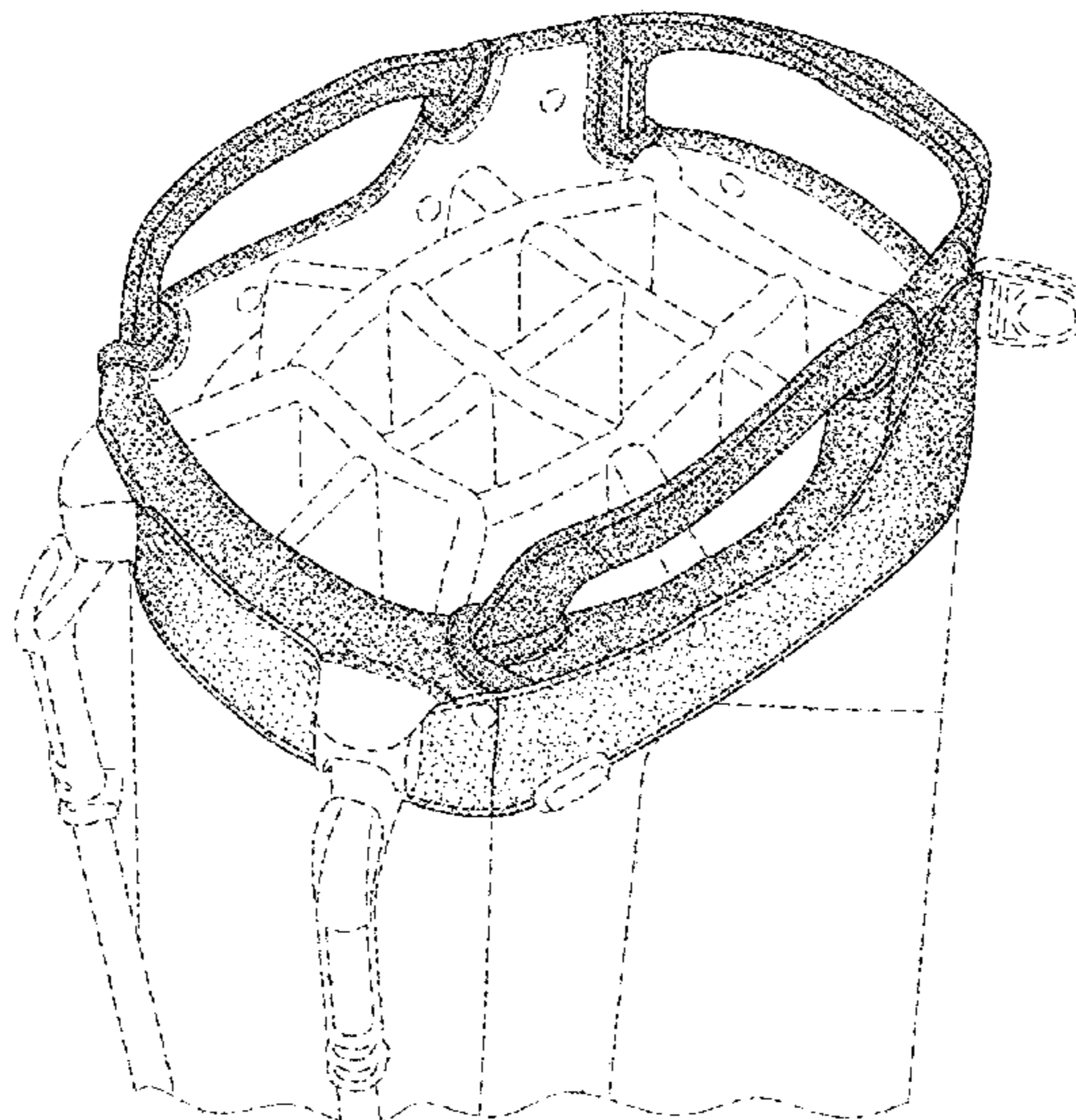
(57) **CLAIM**

The ornamental design for a golf bag top cuff, as shown and described.

DESCRIPTION

FIG. 1 is a perspective view of the golf bag top cuff of this invention;
 FIG. 2 is a top plan view of the golf bag top cuff of this invention;
 FIG. 3 is a first side view of the golf bag top cuff of this invention;
 FIG. 4 is a front view of the golf bag top cuff of this invention;
 FIG. 5 is a second side view of the golf bag top cuff of this invention; and,
 FIG. 6 is a rear view of the golf bag top cuff of this invention. In FIGS. 1-6, the broken lines depict unclaimed portions of the golf bag. The broken lines visible on the surface of the golf bag's top cuff in FIGS. 1 and 3 represent claimed stitching. The dot-dashed boundary line visible in FIG. 1 represents the bounds of the claim.

1 Claim, 4 Drawing Sheets



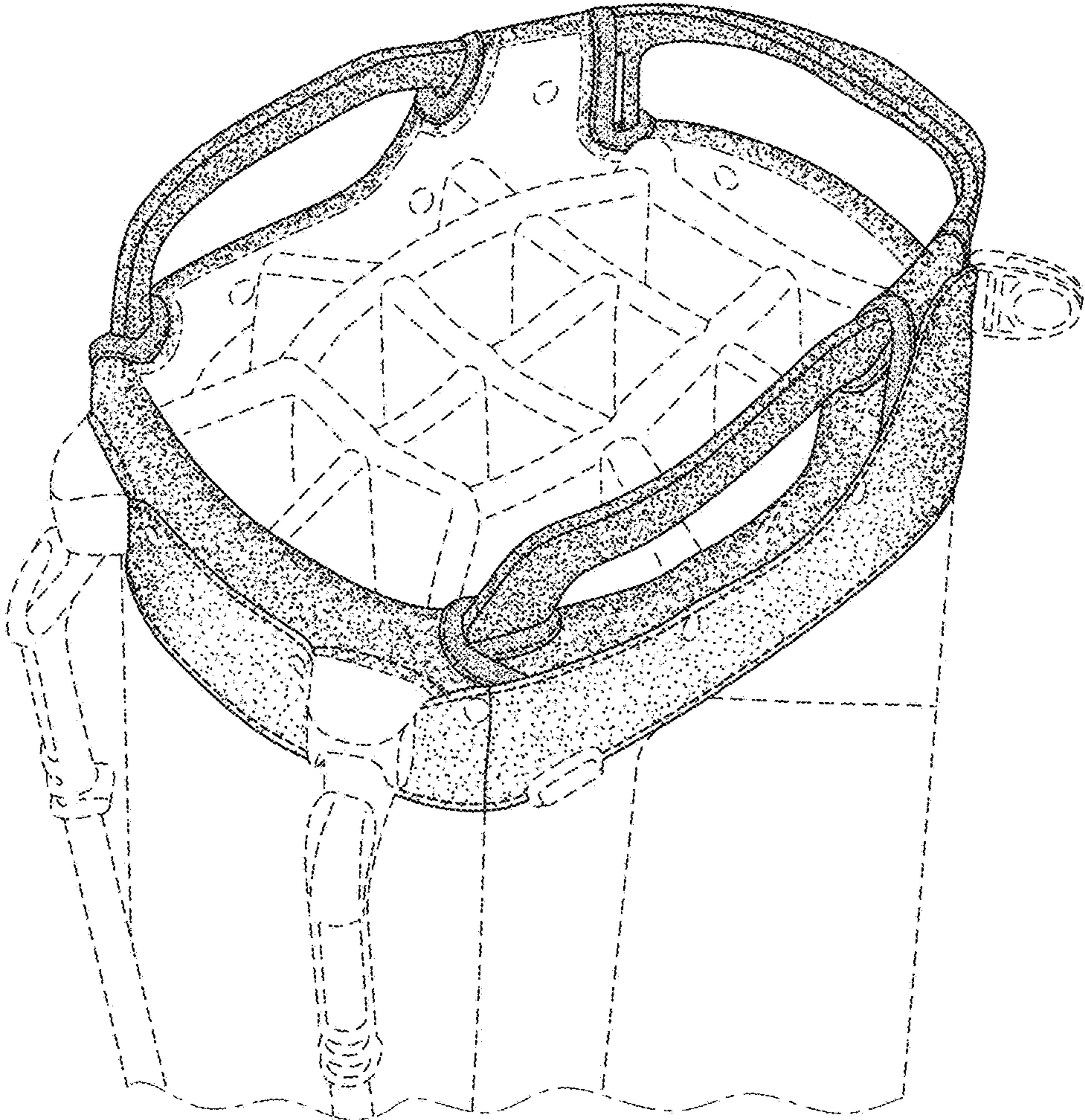


FIG. 1

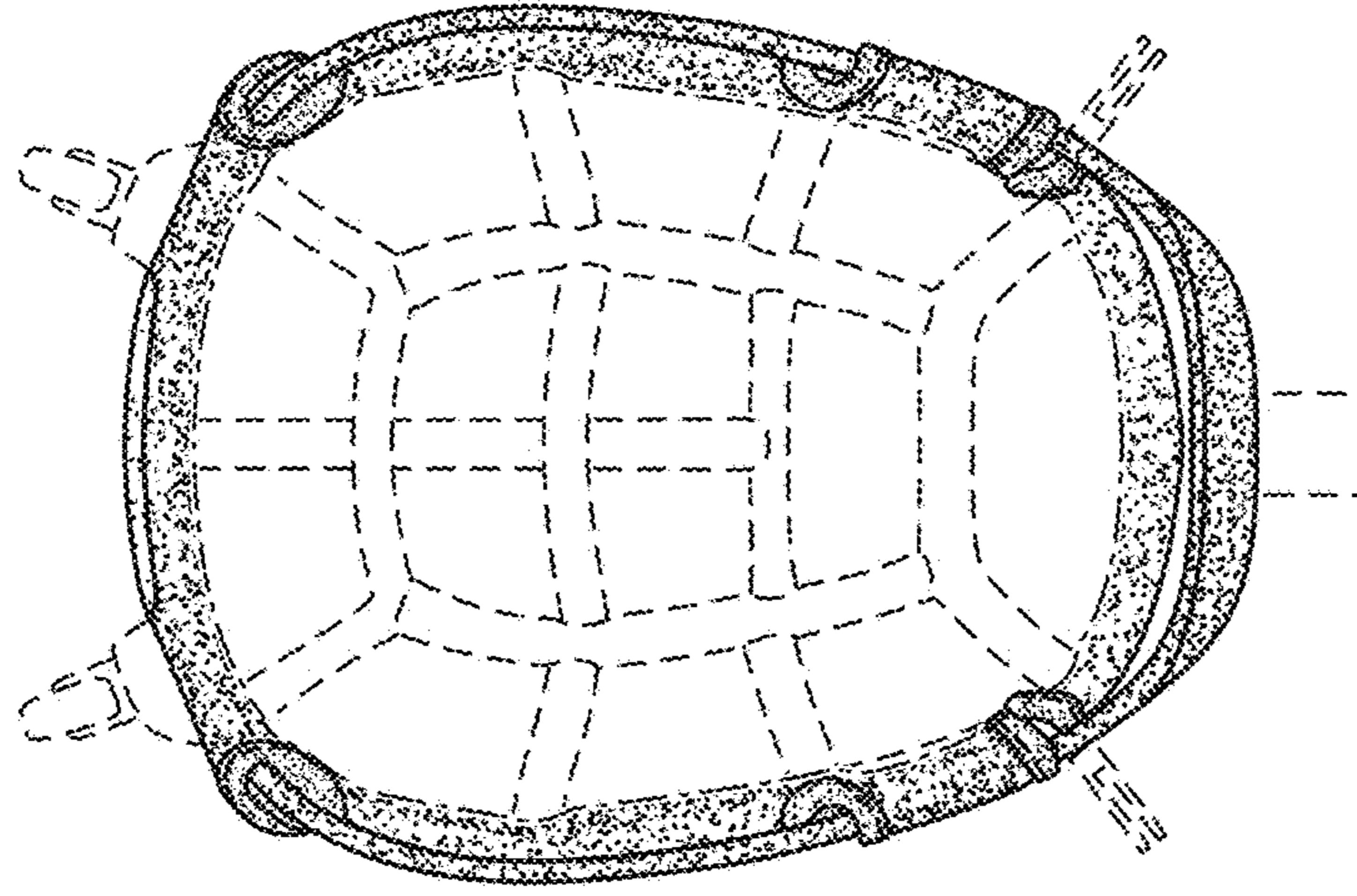


FIG. 2

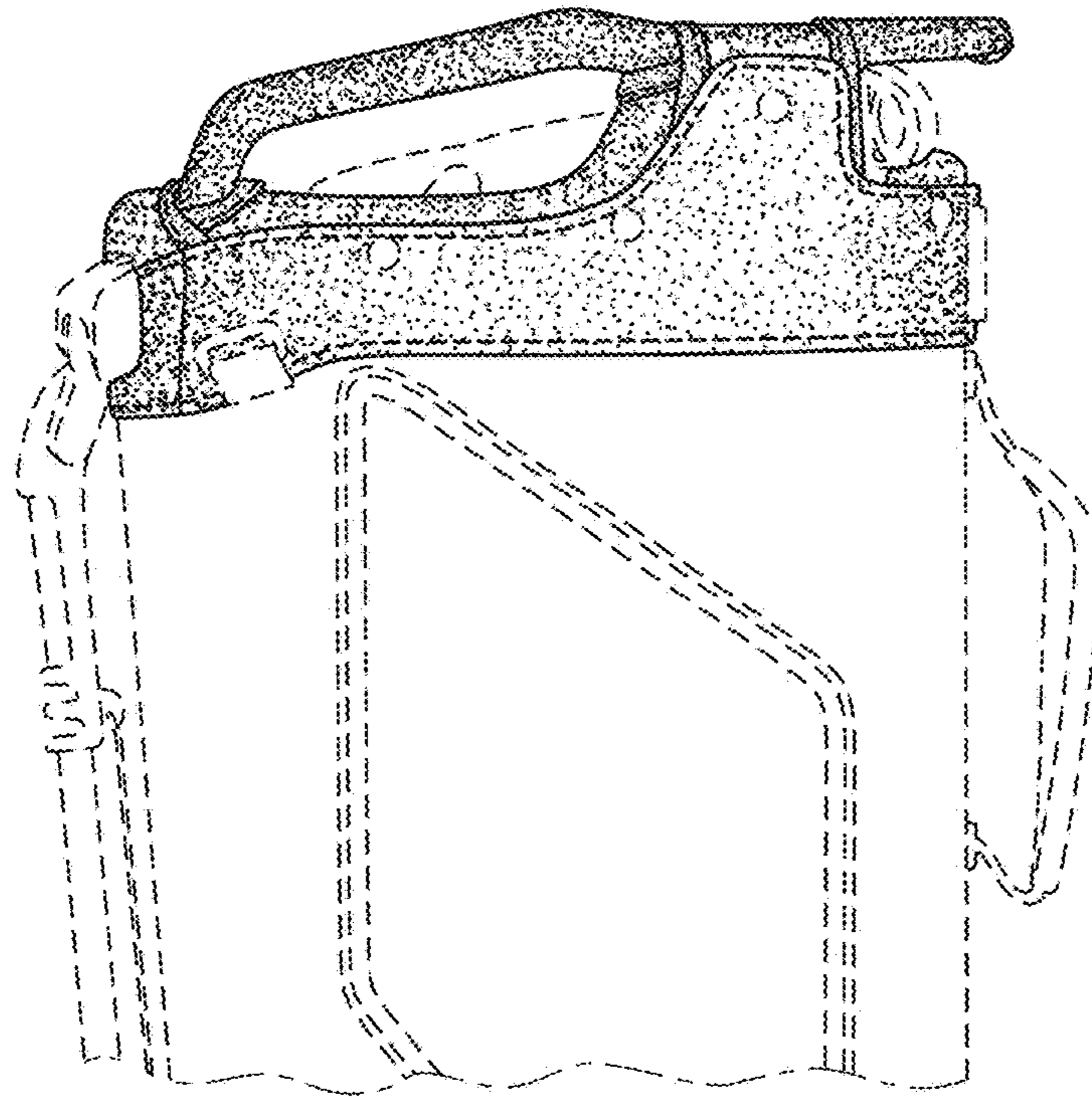


FIG. 3

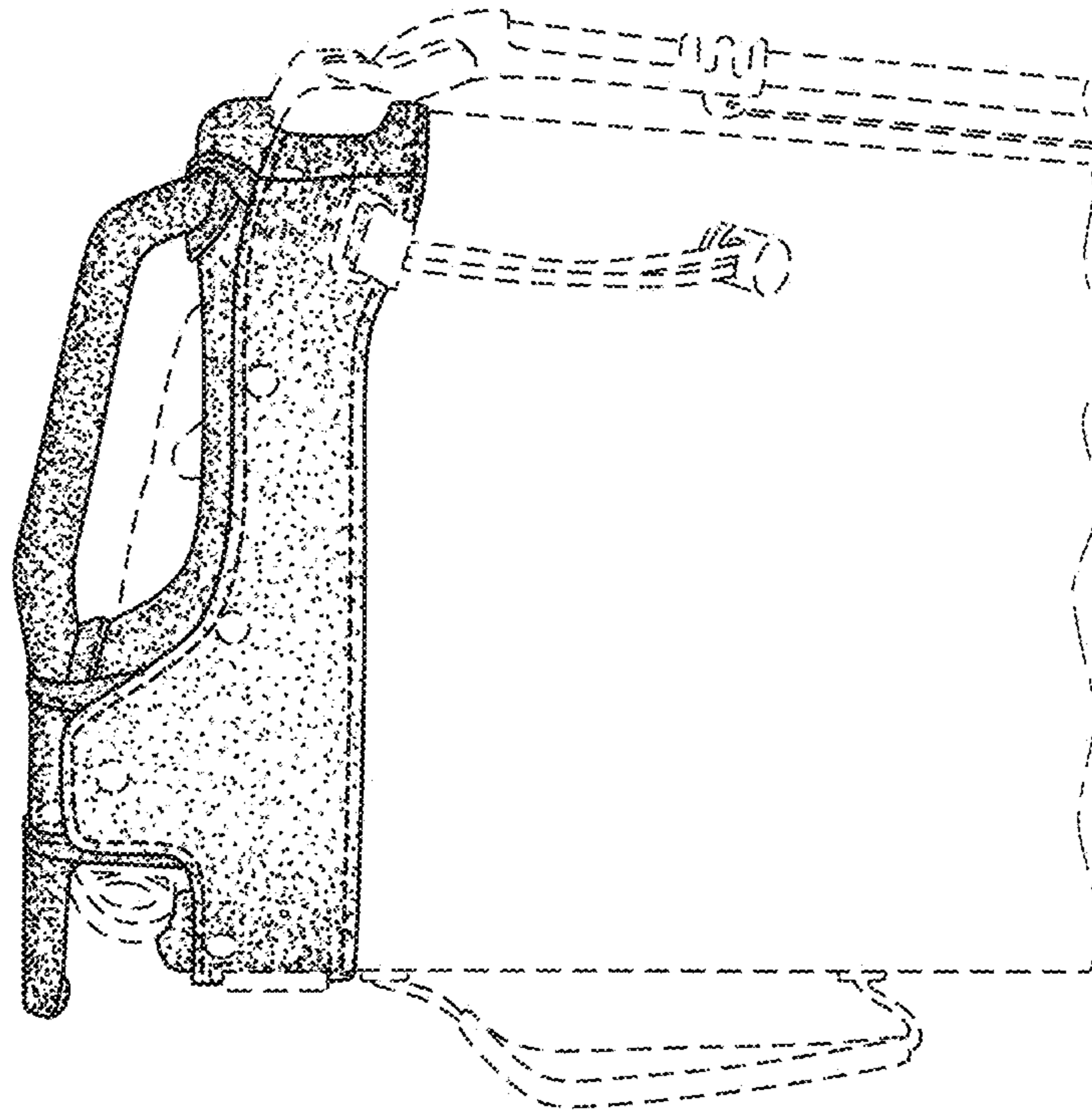


FIG. 5

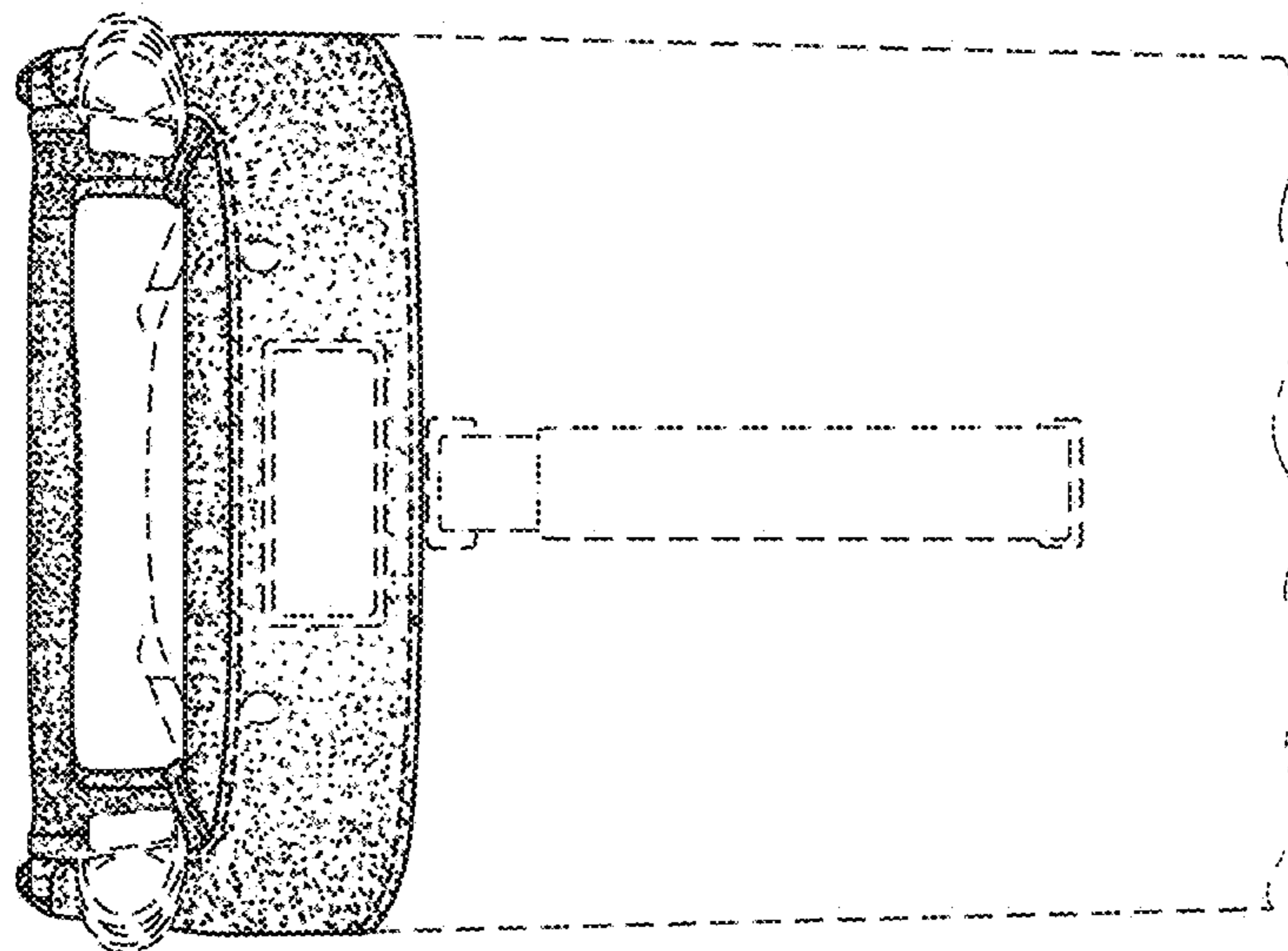


FIG. 4

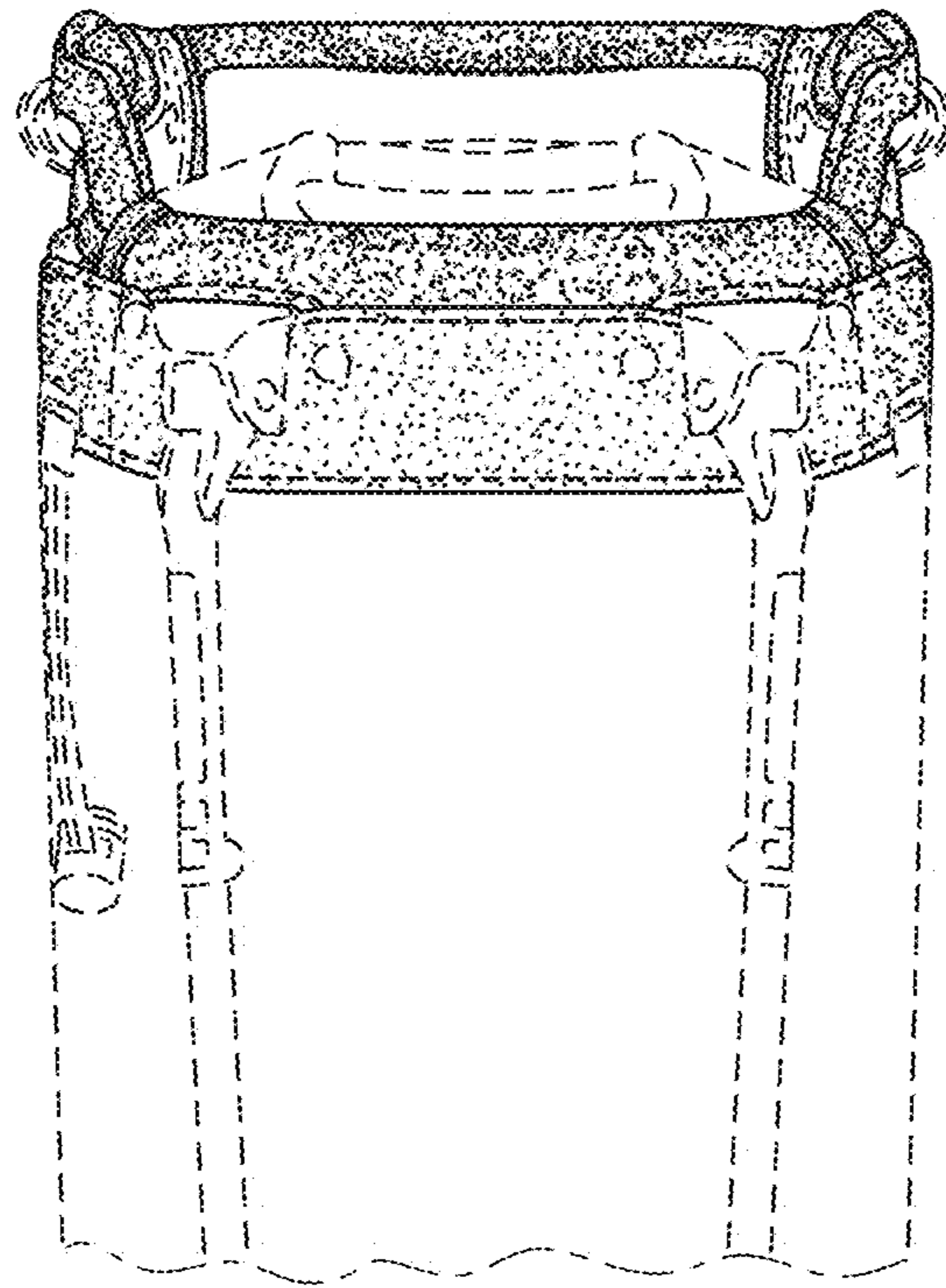


FIG. 6