



US00D814786S

(12) **United States Design Patent** (10) **Patent No.:** **US D814,786 S**
Bellofatto, Jr. et al. (45) **Date of Patent:** **** *Apr. 10, 2018**

(54) **INSULATED CINCH PACK**

(56) **References Cited**

(71) Applicant: **The Gem Group, Inc.**, Lawrence, MA (US)

U.S. PATENT DOCUMENTS

(72) Inventors: **Richard C. Bellofatto, Jr.**, Peabody, MA (US); **Danea Marie Barilaro**, Jamaica Plain, MA (US)

D448,926 S 10/2001 Vazquez
D671,314 S 11/2012 Farrelly et al.
D706,029 S 6/2014 Lee
D719,348 S * 12/2014 Cox D3/244
D758,722 S * 6/2016 Bellofatto, Jr. D3/244

(73) Assignee: **THE GEM GROUP, INC.**, Lawrence, MA (US)

* cited by examiner

(*) Notice: This patent is subject to a terminal disclaimer.

Primary Examiner — Holly Baynham

(74) *Attorney, Agent, or Firm* — Loginov & Associates; William A. Loginov

(**) Term: **15 Years**

(57) **CLAIM**

The ornamental design for an insulated cinch pack, as shown.

(21) Appl. No.: **29/561,560**

(22) Filed: **Apr. 18, 2016**

DESCRIPTION

Related U.S. Application Data

(62) Division of application No. 29/487,556, filed on Apr. 9, 2014, now Pat. No. Des. 758,722.

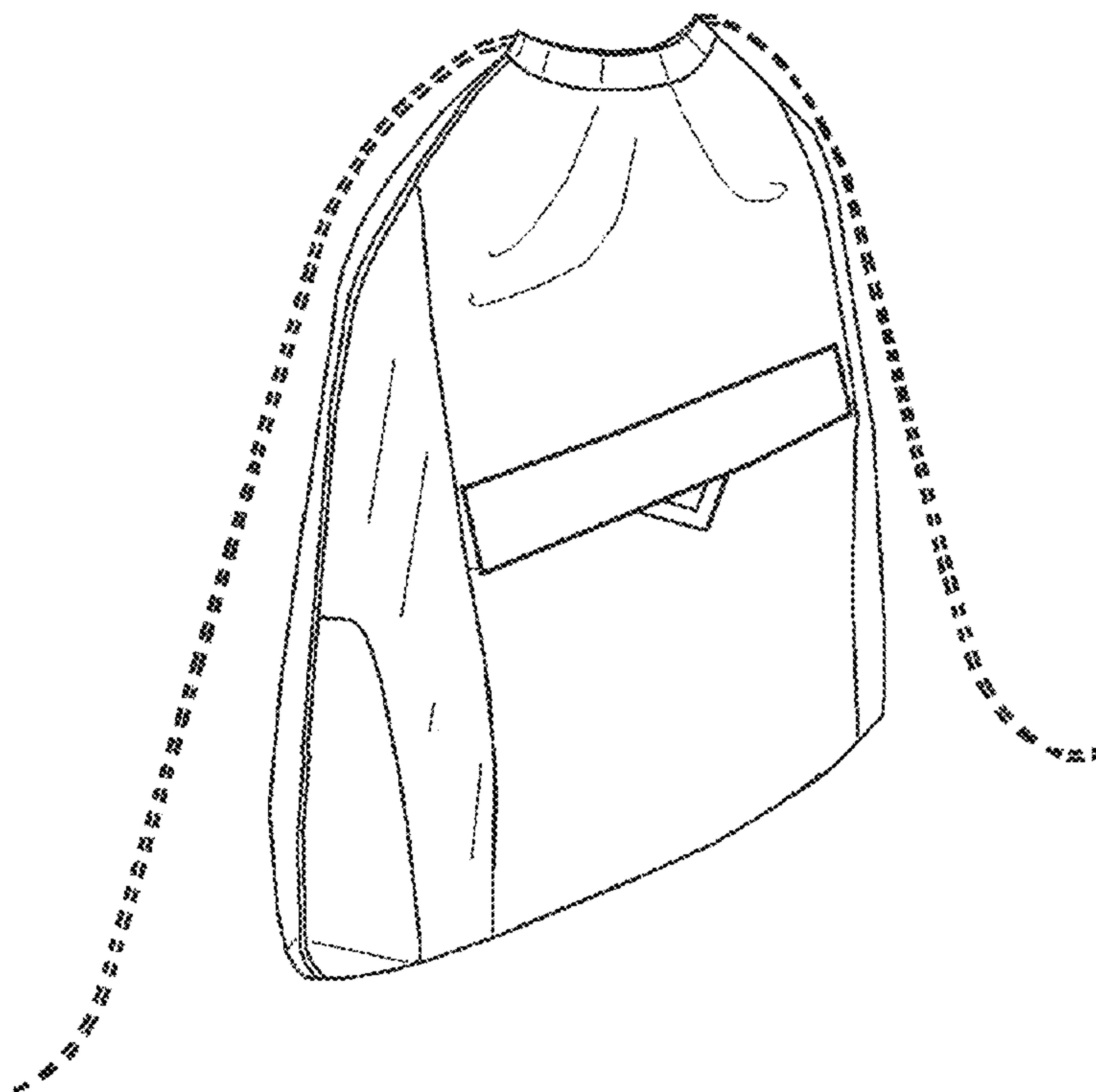
(51) **LOC (11) Cl.** **03-01**

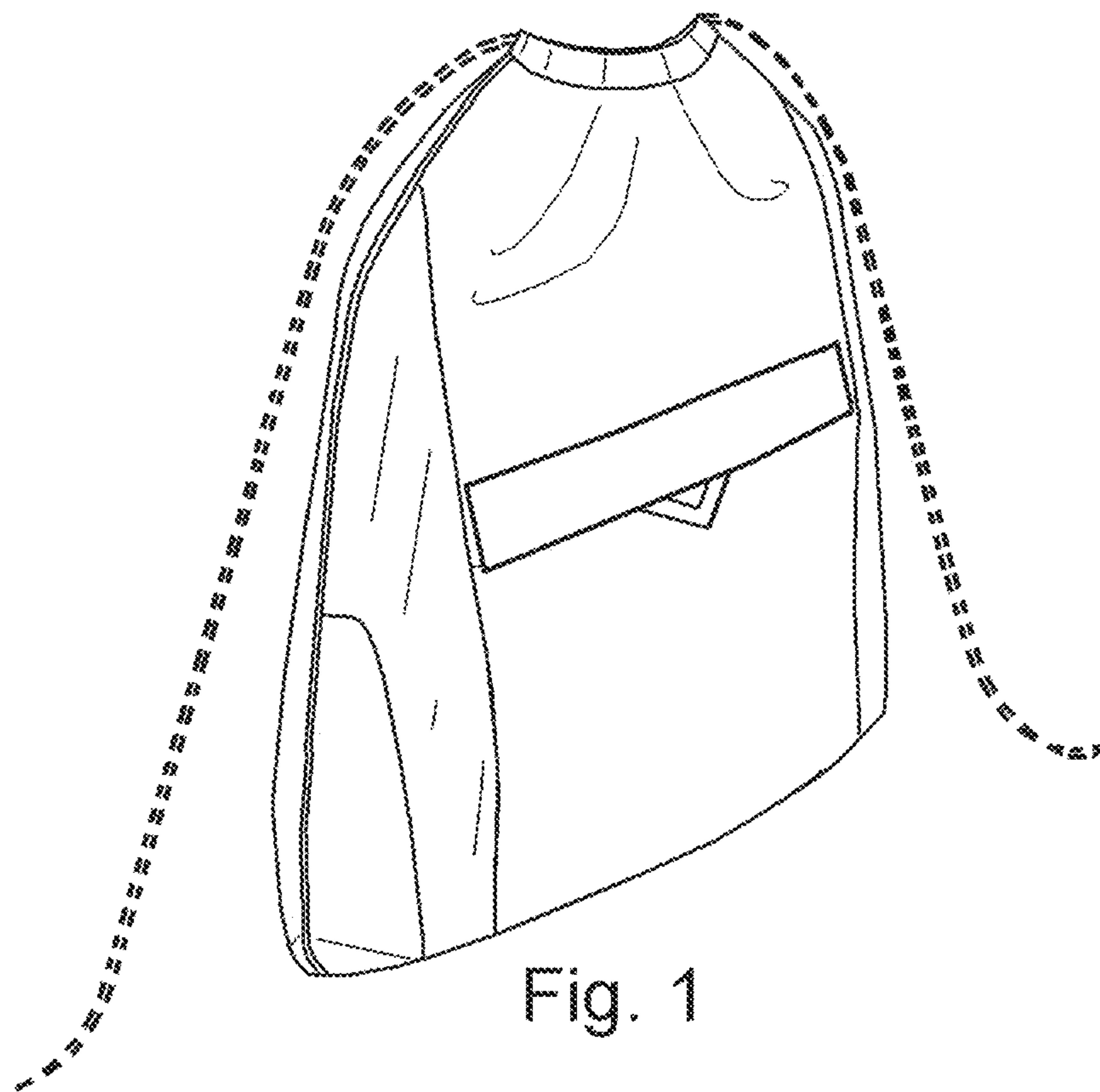
(52) **U.S. Cl.**
USPC **D3/232**

(58) **Field of Classification Search**
USPC D3/232–233, 240–246
CPC A45C 1/024; A45C 3/06
See application file for complete search history.

FIG. 1 is a perspective view of an insulated cinchpack;
FIG. 2 is a front view of the insulated cinchpack;
FIG. 3 is a rear view of the insulated cinchpack;
FIG. 4 is a right side view of the insulated cinchpack;
FIG. 5 is a left side view of the insulated cinchpack;
FIG. 6 is a top view of the insulated cinchpack; and,
FIG. 7 is a bottom view of the insulated cinchpack.
The broken line elements in all views are for illustrative and environmental purposes only and form no part of the claimed design.

1 Claim, 3 Drawing Sheets





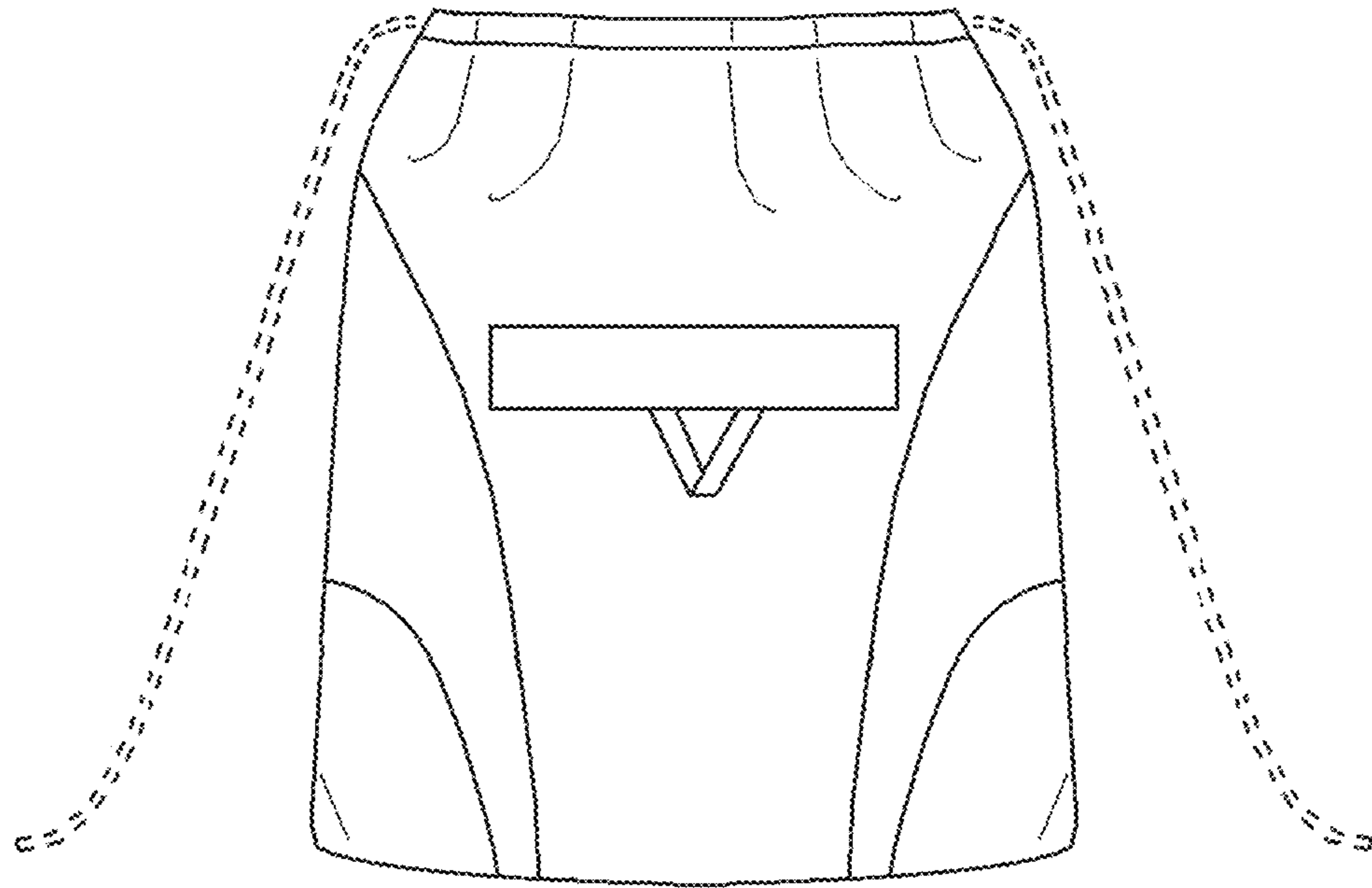


Fig. 2

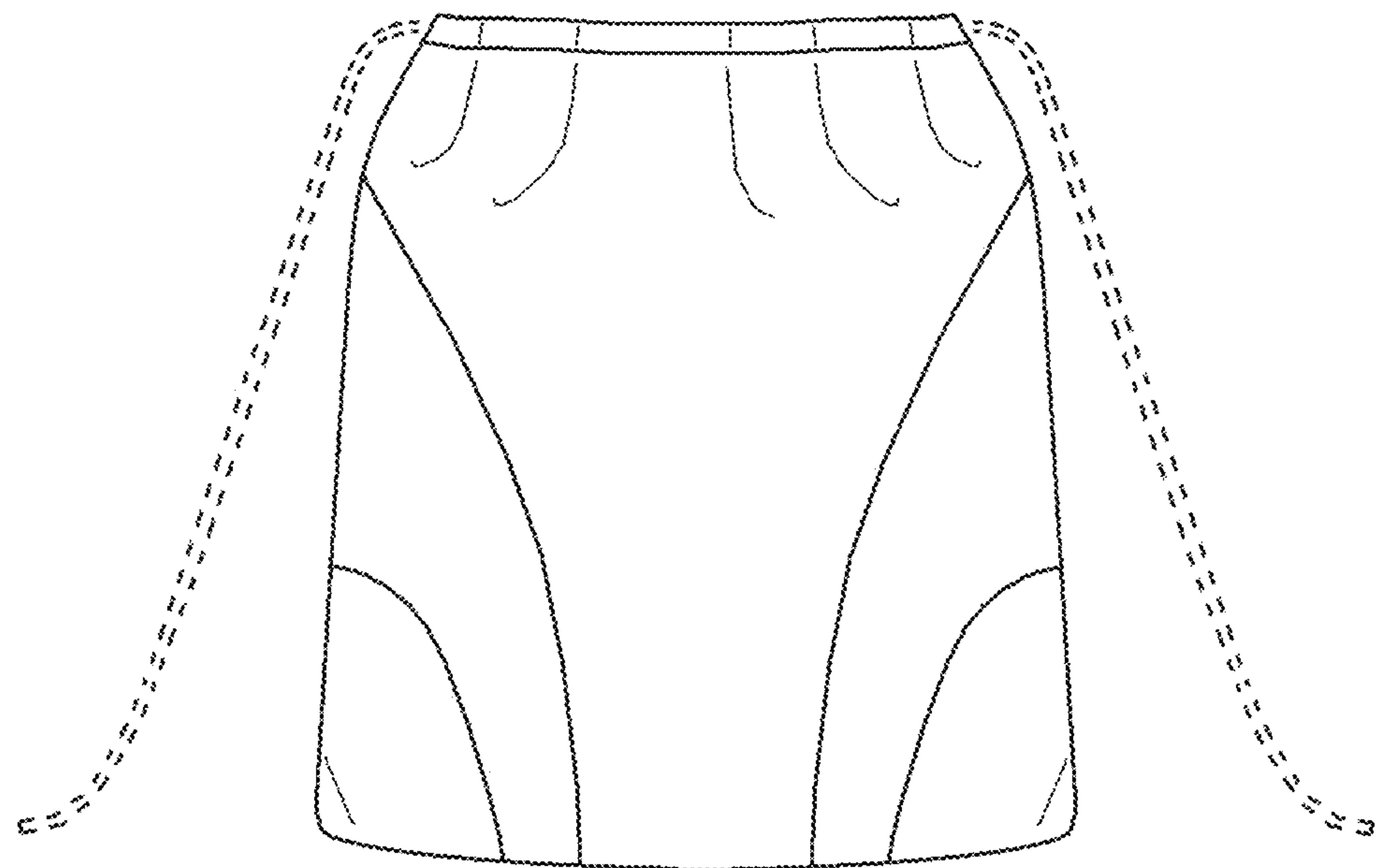


Fig. 3




Fig. 4




Fig. 5

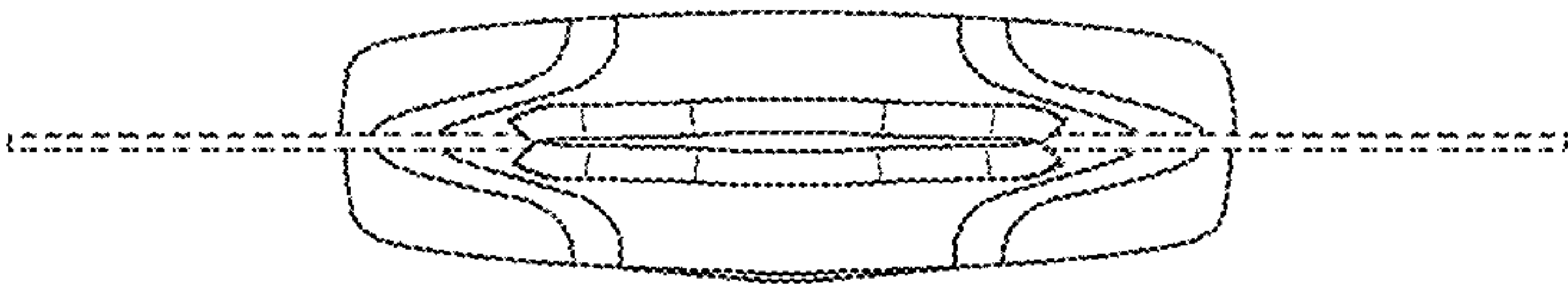


Fig. 6



Fig. 7