



US00D814734S

(12) **United States Design Patent** (10) **Patent No.:** **US D814,734 S**
Richter (45) **Date of Patent:** **** Apr. 3, 2018**

- (54) **CONTAINER TOP**
- (71) Applicant: **DCI Marketing, Inc.**, Milwaukee, WI (US)
- (72) Inventor: **Gary M. Richter**, Waukesha, WI (US)
- (73) Assignee: **DCI Marketing, Inc.**, Milwaukee, WI (US)
- (**) Term: **15 Years**
- (21) Appl. No.: **29/592,238**
- (22) Filed: **Jan. 27, 2017**

D531,777 S	11/2006	Richter	
D540,500 S *	4/2007	Kang	D34/1
D566,364 S *	4/2008	Kang	D34/1
D573,768 S *	7/2008	Tuncel	D34/17
D607,171 S *	12/2009	Schwartz	D34/1
D643,173 S *	8/2011	Quan	D34/1
D778,520 S	2/2017	Richter	

Related U.S. Application Data

- (62) Division of application No. 29/502,226, filed on Sep. 12, 2014, now Pat. No. Des. 778,520.
- (51) **LOC (11) Cl.** **09-09**
- (52) **U.S. Cl.**
USPC **D34/11**
- (58) **Field of Classification Search**
USPC D34/1-11; 220/908-913, 262-264, 404, 220/334, 335, 336, 337
CPC B65F 1/062; B65F 1/1607; B65F 1/1615; B65F 2230/134; B65F 1/16; B65F 2230/152; B65F 2250/11; B65D 51/20; B65D 11/02
See application file for complete search history.

References Cited

U.S. PATENT DOCUMENTS

4,598,838 A	7/1986	Zakrajsek	
D289,458 S	4/1987	Zakrajsek	
4,948,004 A	8/1990	Chich	
D420,185 S *	2/2000	Hampshire	D19/81
D422,126 S *	3/2000	McKeown	D34/1
D461,940 S *	8/2002	Meinzinger	D34/7
D466,265 S *	11/2002	Lin	D34/9
D466,667 S *	12/2002	Lin	D34/9

OTHER PUBLICATIONS

United States Patent and Trademark Office, U.S. Trademark Registration No. 1,770,080, Miscellaneous Design, Registered May 11, 1993, 1 p.
 United States Patent and Trademark Office, U.S. Trademark Registration No. 2,908,996, Miscellaneous Design, Registered Dec. 7, 2004, 1 p.
 United States Patent and Trademark Office, Non-final Office Action issued in U.S. Appl. No. 29/502,226, dated Nov. 13, 2015, 8 pp.

* cited by examiner

Primary Examiner — Cynthia Ramirez

Assistant Examiner — Gino Colan

(74) *Attorney, Agent, or Firm* — Fitch, Even, Tabin & Flannery LLP

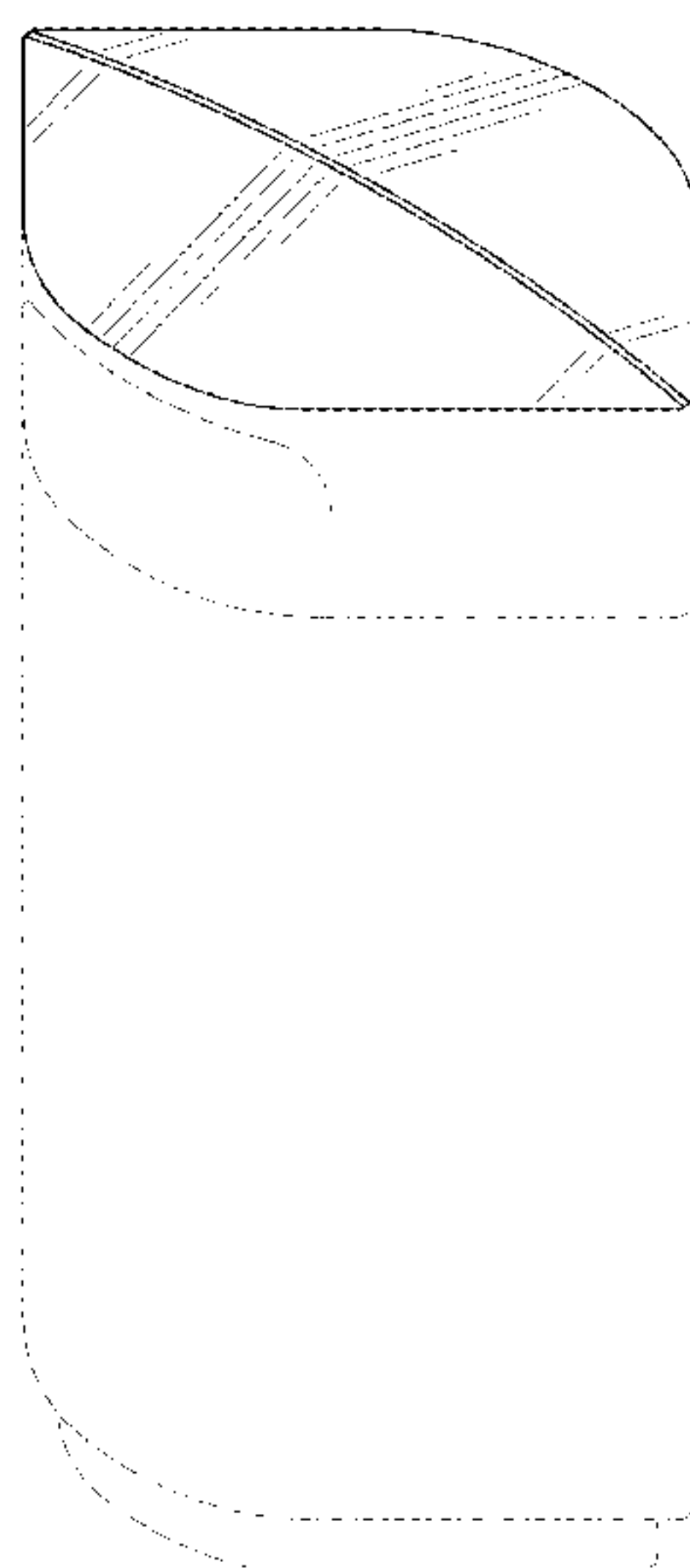
(57) **CLAIM**

The ornamental design for a container top, as shown and described.

DESCRIPTION

FIG. 1 is a perspective view of a container top, showing my new design;
 FIG. 2 is a front elevation view thereof, the rear elevation view being a mirror image of FIG. 2;
 FIG. 3 is a right elevation view thereof, the left elevation view being a mirror image of FIG. 3; and,
 FIG. 4 is a top plan view thereof.
 The broken lines shown in the figures are included for the purpose of illustrating environment and form no part of the claimed design.

1 Claim, 4 Drawing Sheets



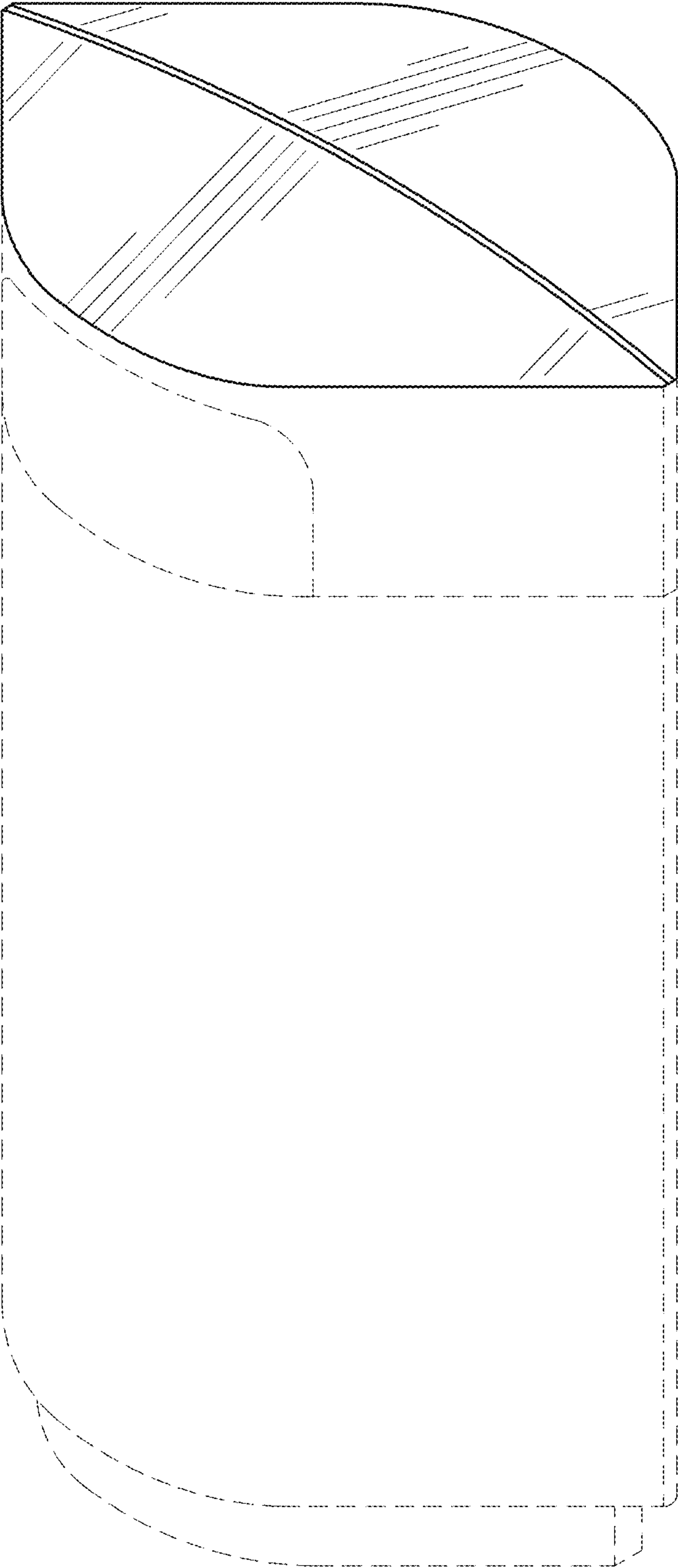


FIG. 1




FIG. 2




FIG. 3

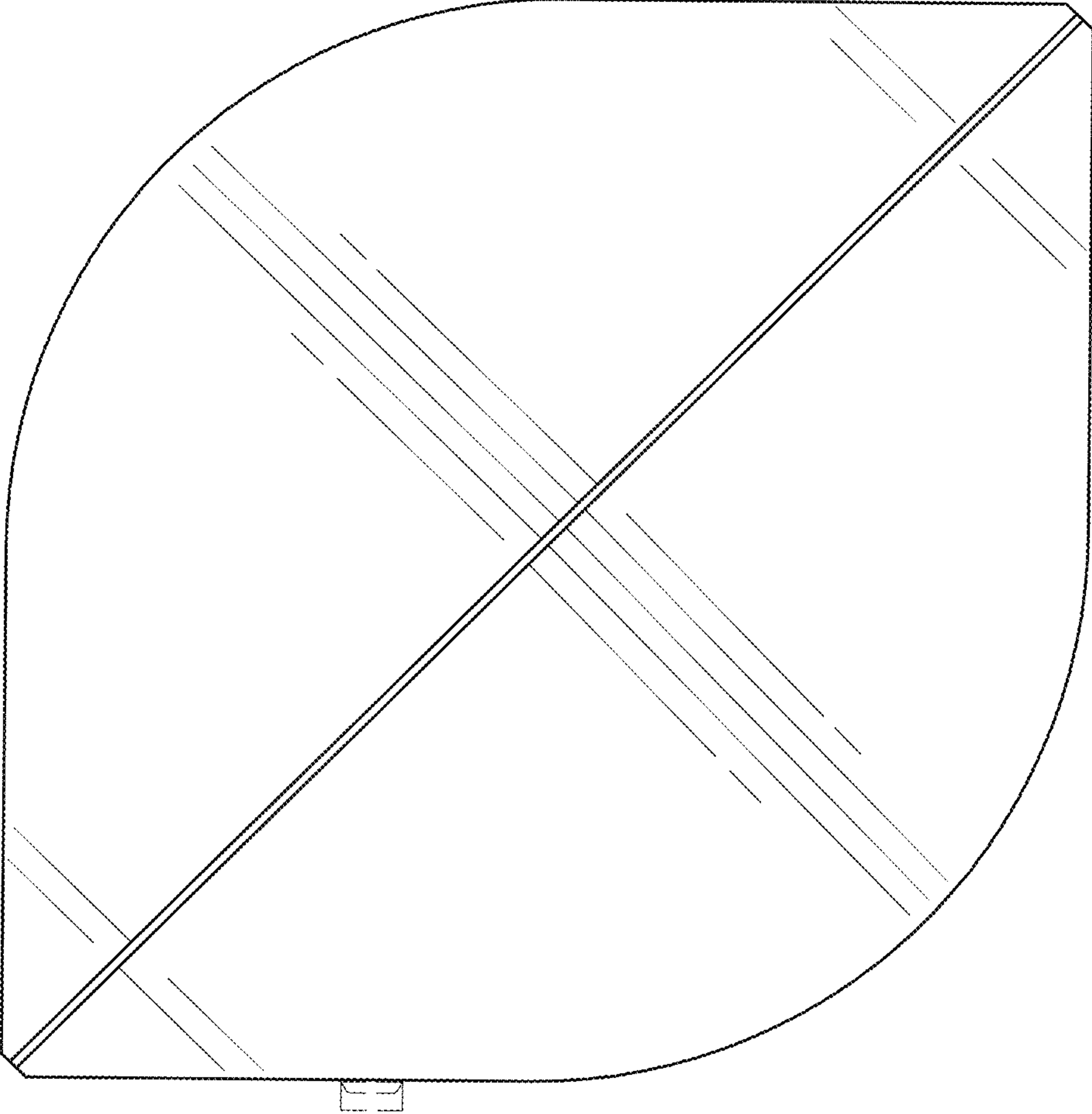


FIG. 4