



US00D814729S

(12) **United States Design Patent**
Gooden

(10) **Patent No.:** **US D814,729 S**

(45) **Date of Patent:** **** Apr. 3, 2018**

(54) **HANDLE FOR CLEANING TOOL**
(71) Applicant: **Hopkins Manufacturing Corporation**,
Emporia, KS (US)

(72) Inventor: **Marcus Gooden**, LomaLinda, CA (US)

(73) Assignee: **Hopkins Manufacturing Corporation**,
Emporia, KS (US)

(**) Term: **15 Years**

(21) Appl. No.: **29/566,634**

(22) Filed: **Jun. 1, 2016**

(51) **LOC (11) Cl.** **07-05**

(52) **U.S. Cl.**
USPC **D32/52**

(58) **Field of Classification Search**
USPC D32/40-43, 45-46, 50-52
CPC A46B 11/00; A47L 11/34; A47L 13/22;
A47L 13/24; A47L 13/20; A47L 13/256
See application file for complete search history.

(56) **References Cited**

U.S. PATENT DOCUMENTS

- 2,815,522 A * 12/1957 Hexter A47L 13/22
222/505
- 5,249,325 A * 10/1993 Wilen A47L 11/162
15/118
- D490,561 S * 5/2004 Angeletta D28/7
- D512,567 S * 12/2005 Eckhardt D32/52
- D515,821 S * 2/2006 Gartner D32/52
- D519,282 S * 4/2006 Clark D32/52
- D522,202 S * 5/2006 Huang D32/52
- D524,551 S * 7/2006 Gartner D32/52
- D542,492 S * 5/2007 Chang D32/52
- D554,311 S * 10/2007 Lee D28/63
- D554,312 S * 10/2007 Schaepers D28/63
- D554,315 S * 10/2007 Schouten D32/52
- D556,408 S * 11/2007 Lang D32/52

- D578,262 S * 10/2008 Trotter D32/52
- 7,653,958 B2 * 2/2010 Rosenzweig A47L 11/34
134/198
- D618,411 S * 6/2010 Crawford D32/40
(Continued)

FOREIGN PATENT DOCUMENTS

CN 303674619 * 5/2016

OTHER PUBLICATIONS

Carrand cleaning catalog p. 43, copyright 2017, <http://www.hopkinsmfg.com/catalog/APCAT2017/#p=32>, site visited Jan. 3, 2018.*

Primary Examiner — John Windmuller
Assistant Examiner — John R Yeh

(74) *Attorney, Agent, or Firm* — Bond Schoeneck & King, PLLC; George McGuire

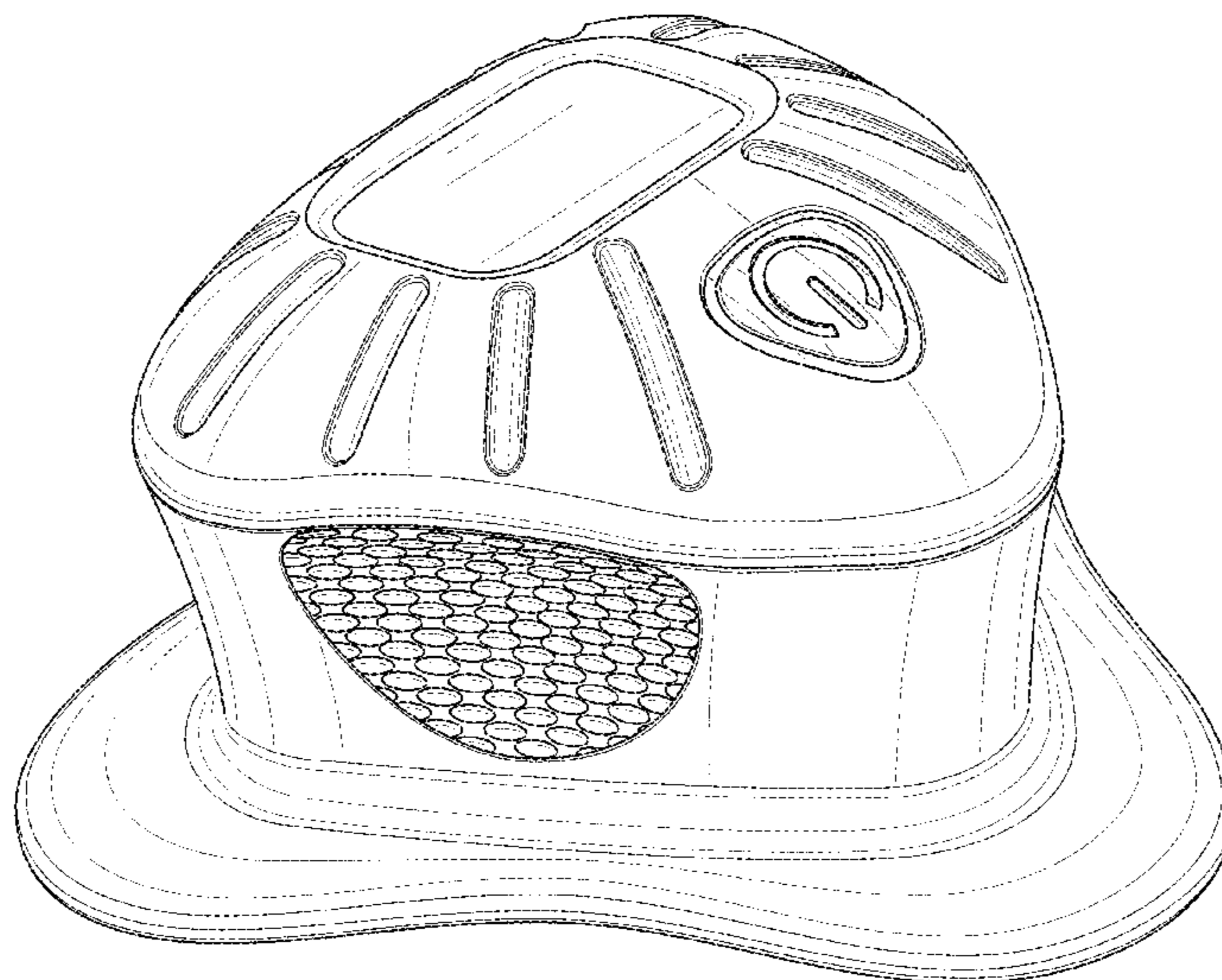
(57) **CLAIM**

The ornamental design for a handle for cleaning tool, as shown and described.

DESCRIPTION

FIG. 1 is a perspective view of the handle for cleaning tool; FIG. 2 is a front elevation view of the handle for cleaning tool shown in FIG. 1; FIG. 3 is a rear elevation view of the handle for cleaning tool shown in FIG. 1; FIG. 4 is a right side elevation view of the handle for cleaning tool shown in FIG. 1; FIG. 5 is a left side elevation view of the handle for cleaning tool shown in FIG. 1; FIG. 6 is a top plan view of the handle for cleaning tool shown in FIG. 1; and, FIG. 7 is a bottom plan view of the handle for cleaning tool shown in FIG. 1. The broken lines represent portions of the handle for cleaning tool that form no part of the claimed design.

1 Claim, 7 Drawing Sheets



(56)

References Cited

U.S. PATENT DOCUMENTS

8,434,187 B2 * 5/2013 Weinberger A47L 1/16
15/105
D716,513 S * 10/2014 Delis D32/50
D794,890 S * 8/2017 Hoyle D32/52
2006/0207052 A1 * 9/2006 Tran A47L 11/34
15/320
2007/0020040 A1 * 1/2007 Sacks A46B 11/0065
401/270

* cited by examiner

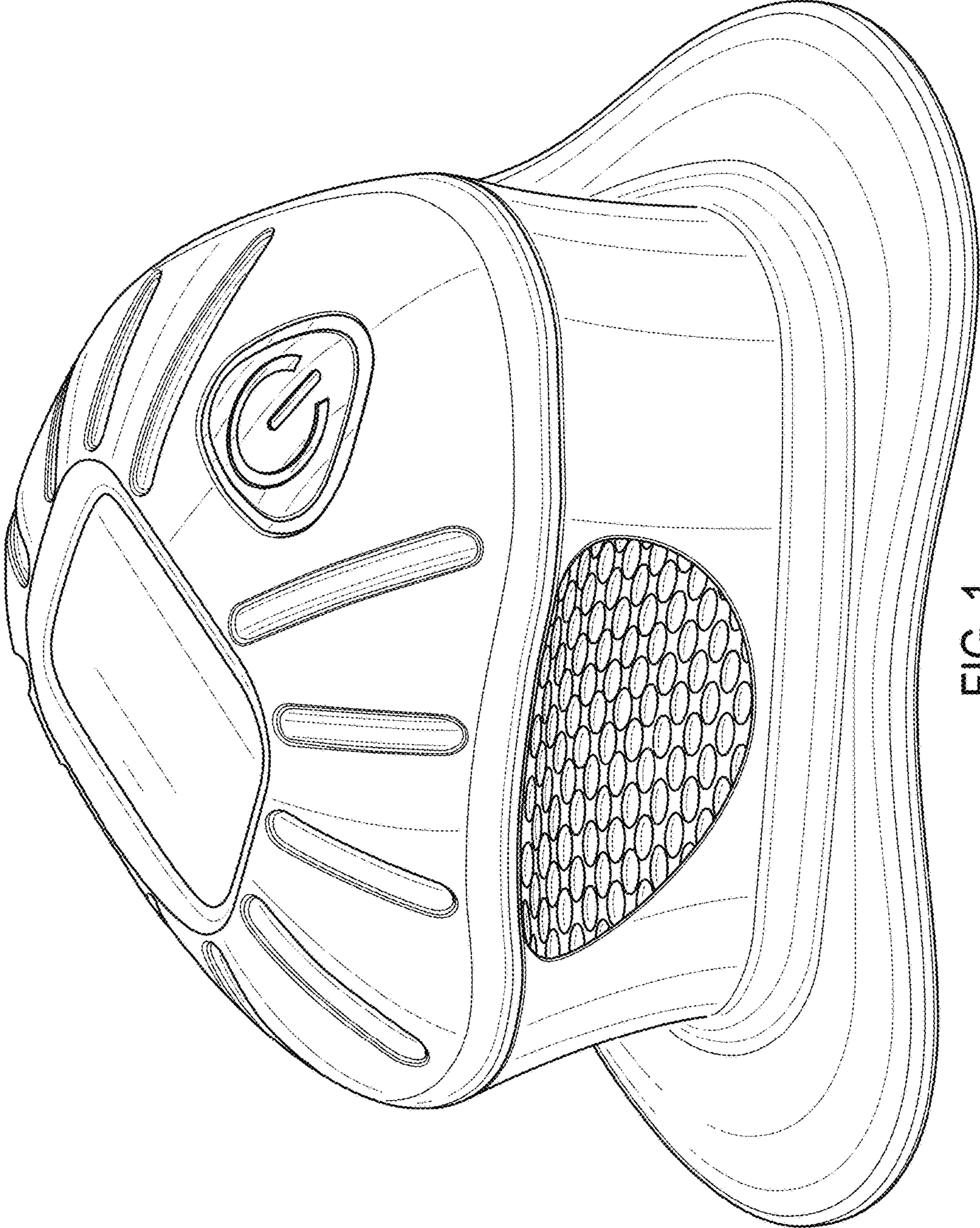


FIG. 1

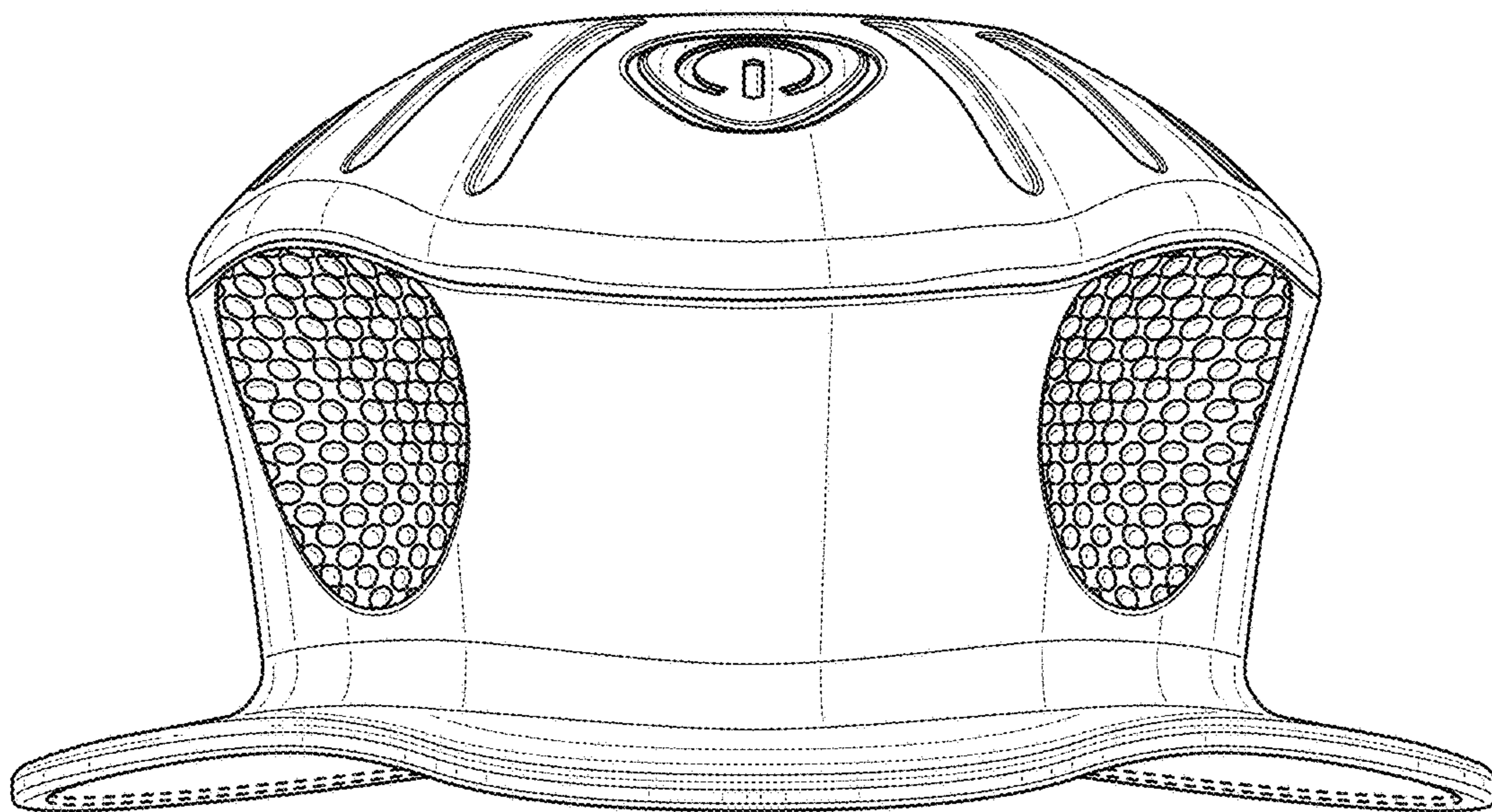


FIG. 2

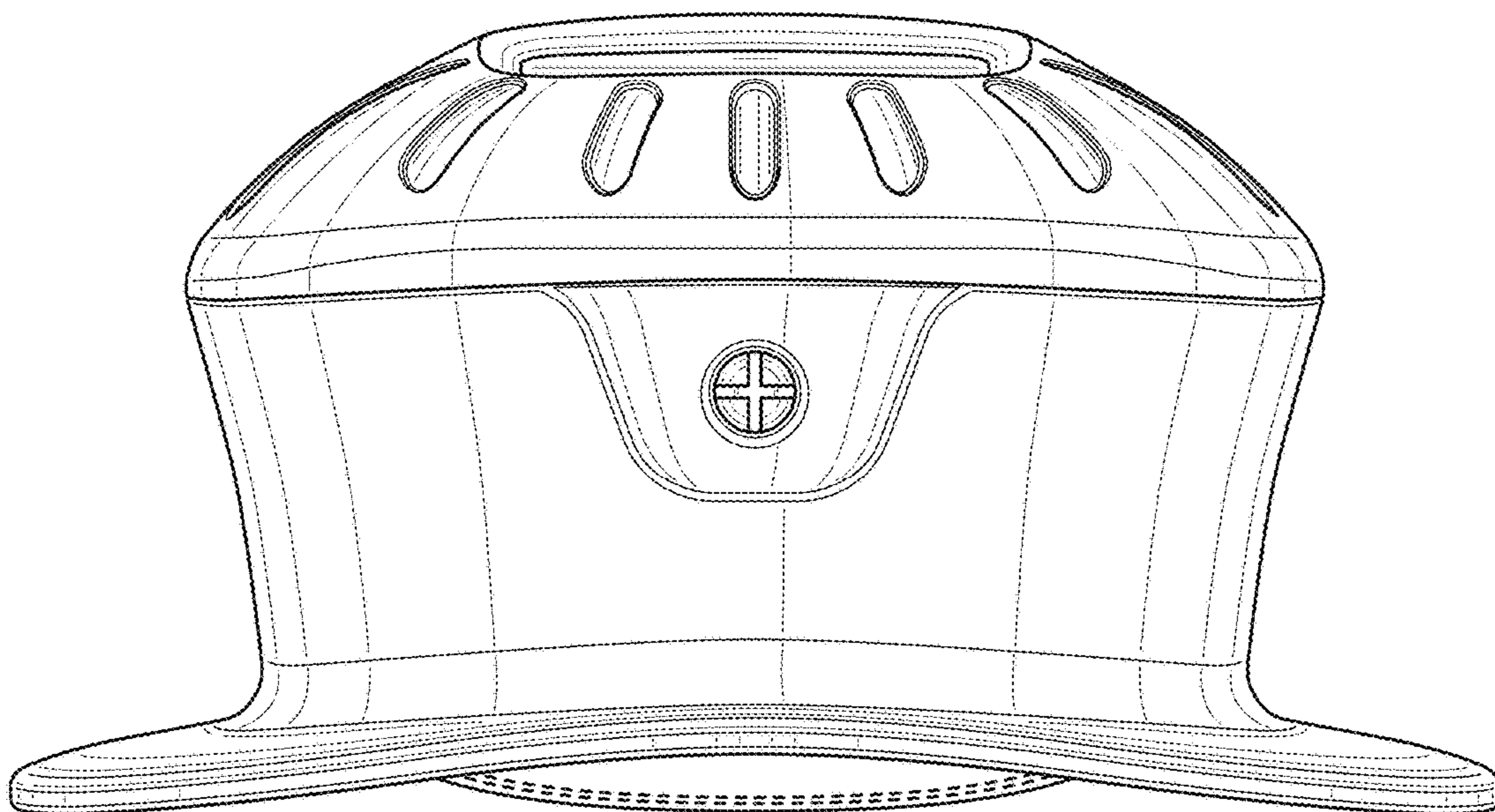


FIG. 3

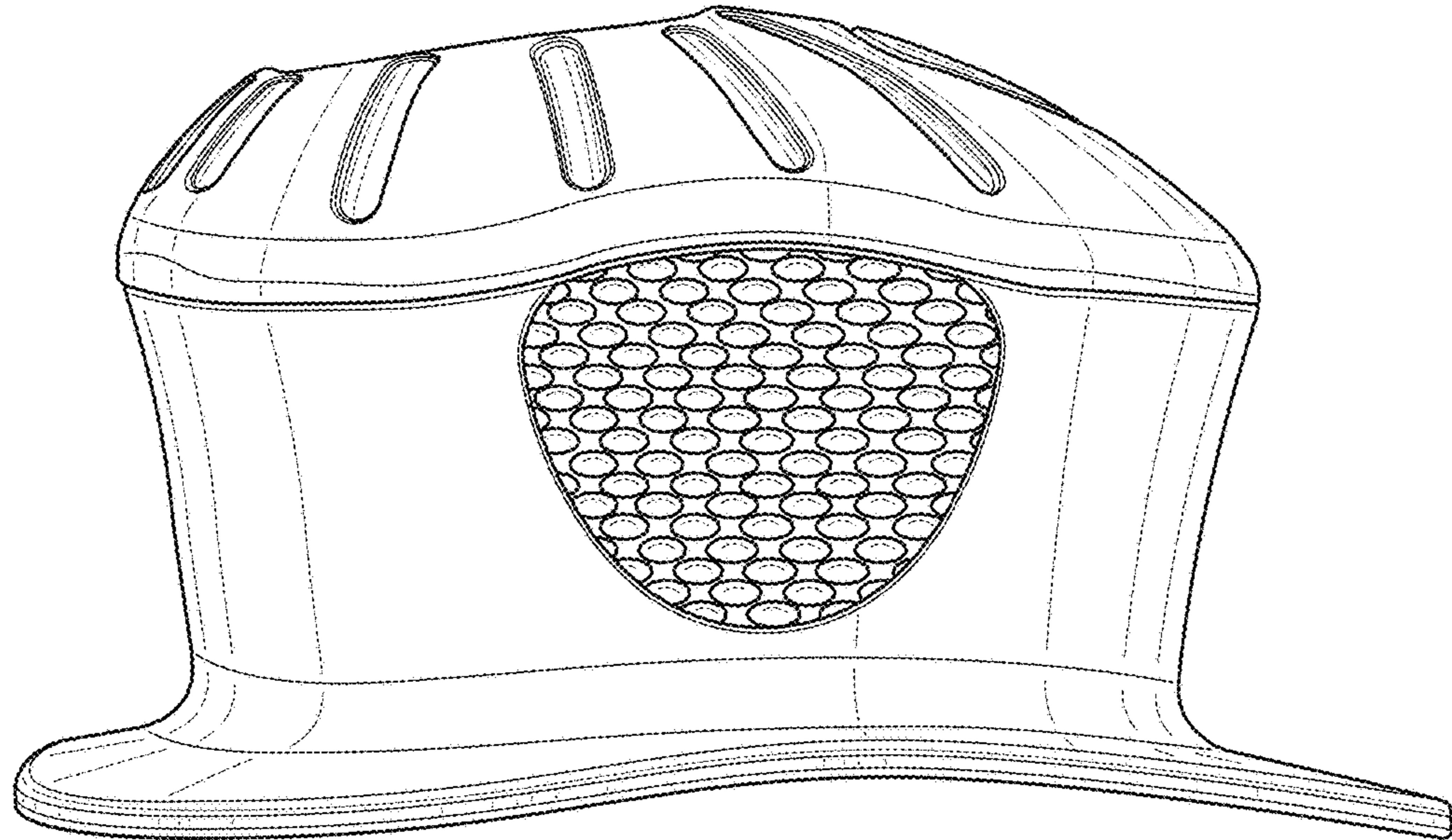


FIG. 4

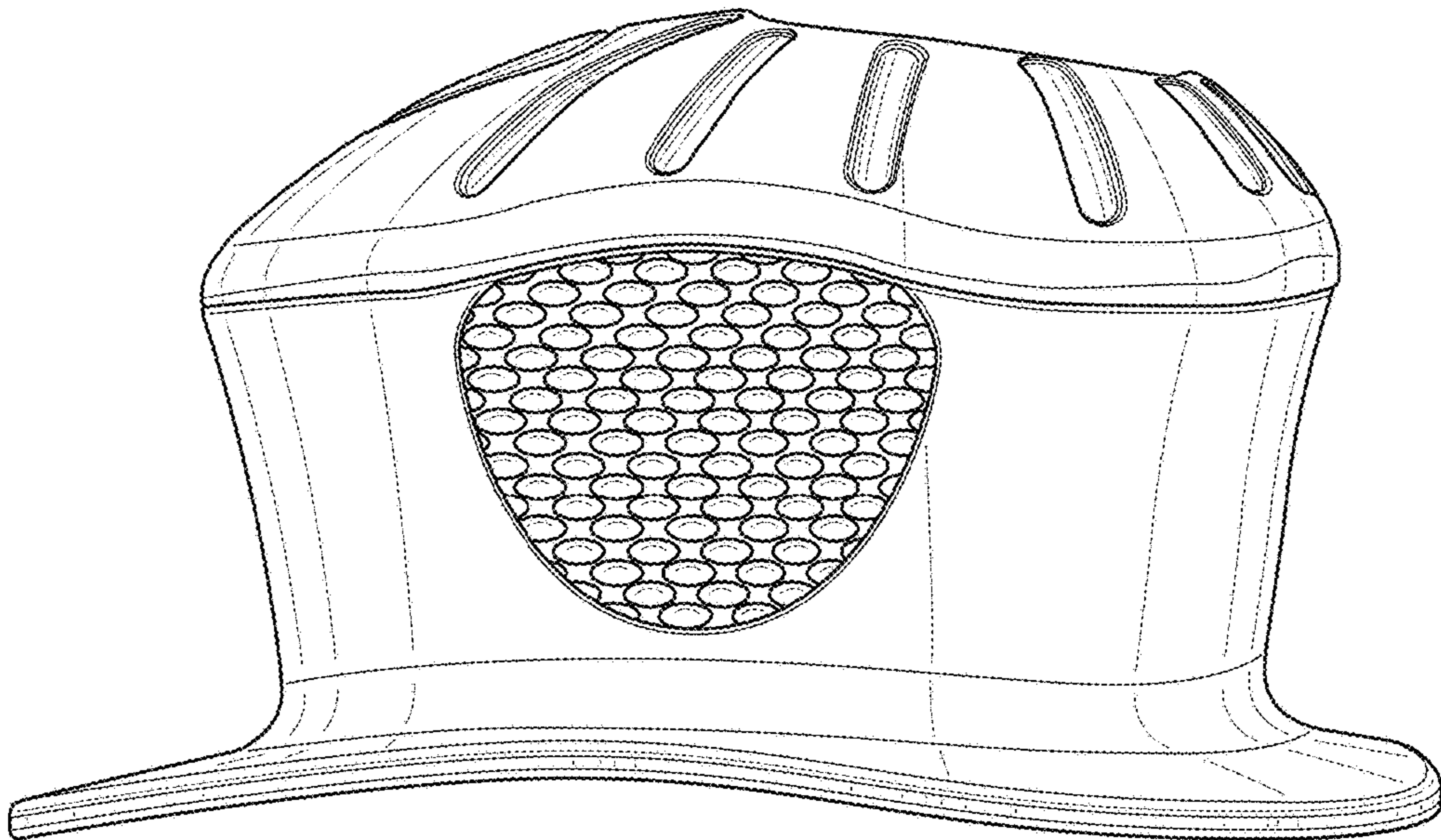


FIG. 5

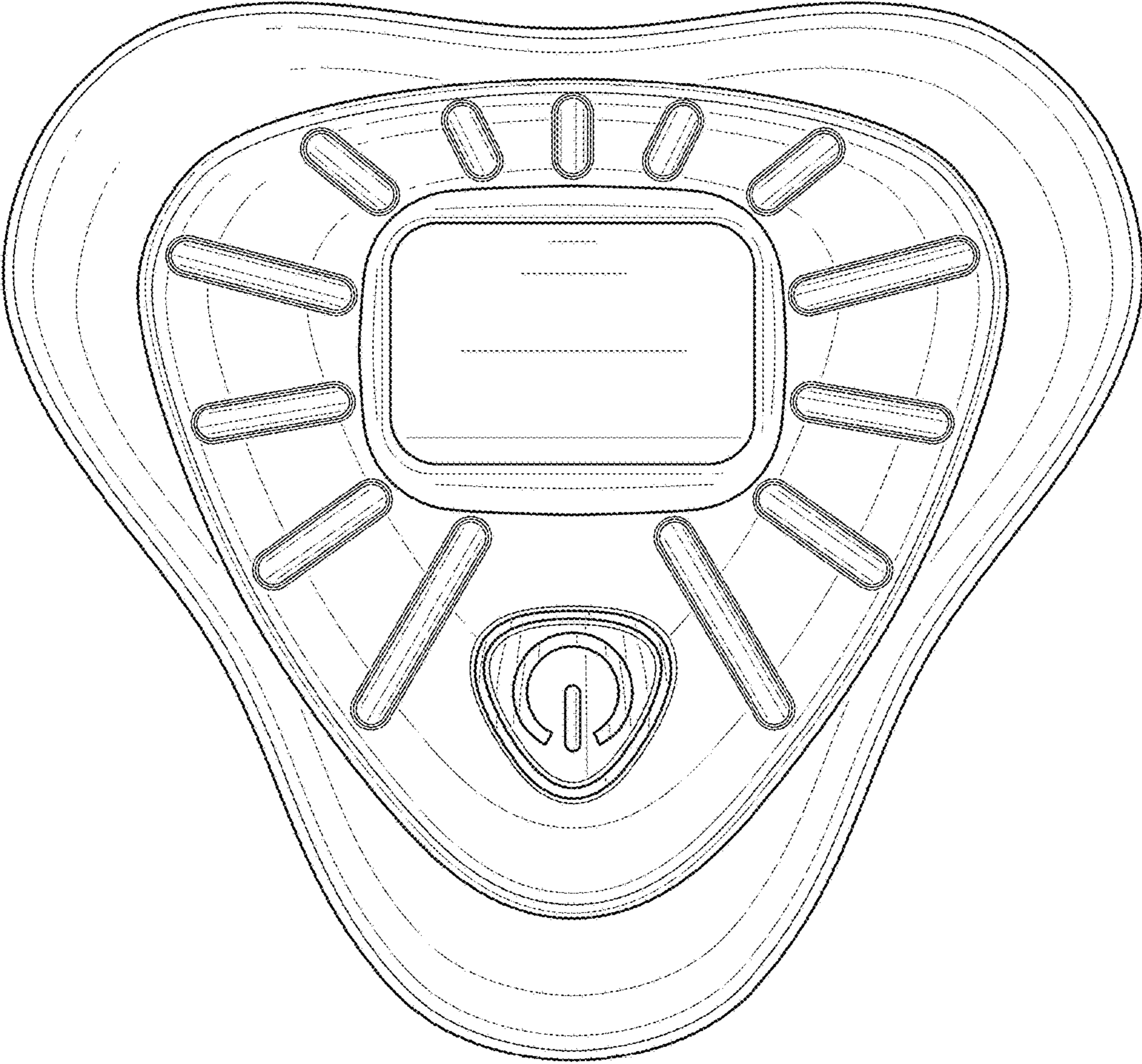


FIG. 6




FIG. 7