



US00D814707S

(12) **United States Design Patent** (10) **Patent No.:** **US D814,707 S**
Hall et al. (45) **Date of Patent:** **** Apr. 3, 2018**

(54) **MANDIBLE GUARD**

(71) Applicant: **Revision Military S.a.r.L.**,
Luxembourg (LU)

(72) Inventors: **Edward R. Hall**, Starksboro, VT (US);
Stéphane Lebel, St. Redempteur (CA);
Dominic Giroux Bernier, St-Gabriel de
Brandon (CA); **Bastien Jourde**,
Montréal (CA); **Philippe Lefebvre**,
Montréal (CA); **Hugues Rivest**,
Montréal (CA)

(73) Assignee: **Revision Military S.a.r.L.**,
Luxembourg (LU)

(**) Term: **15 Years**

(21) Appl. No.: **29/579,739**

(22) Filed: **Oct. 3, 2016**

(51) **LOC (11) Cl.** **29-02**

(52) **U.S. Cl.**
USPC **D29/122**

(58) **Field of Classification Search**
USPC D29/100, 102, 106, 108, 110, 122;
D2/865, 880, 881; 2/455, 456, 410, 7, 8,
2/2, 424, 425, 9, 468, 171, 205, 206;
128/201.23, 857
CPC A41D 13/05; A41D 13/11; A41D 13/1107;
A41D 13/1161; A41D 13/113; A41D
13/1138; A41D 13/1146; A42B 3/18;
A42B 3/20; A42B 3/205; A42B 3/32;
A42B 3/326; A42B 3/00; A42B 3/04;
A42B 3/0406; A42B 3/08; A42B 3/085;
A42B 1/008; A61F 9/06; A63B 71/08;
A63B 71/085; A63B 71/10; A63B 71/12;
A63B 71/1291

See application file for complete search history.

(56) **References Cited**

U.S. PATENT DOCUMENTS

D229,127 S *	11/1973	Franklin	D29/108
3,886,596 A *	6/1975	Franklin	A42B 3/20 2/10
D243,127 S	1/1977	Farquharson		
D243,128 S *	1/1977	Morgan	D29/108
D246,012 S *	10/1977	Minette	D29/108
4,250,577 A	2/1981	Smith		
5,003,632 A	4/1991	Claude		
D406,402 S	3/1999	Simpson		
6,289,521 B1 *	9/2001	Ikeda	A42B 3/326 2/421

(Continued)

OTHER PUBLICATIONS

U.S. Appl. No. 15/284,454, filed Oct. 3, 2016, Desjardins et al.
(Continued)

Primary Examiner — Elizabeth J Oswecki
(74) *Attorney, Agent, or Firm* — Wolf, Greenfield &
Sacks, P.C.

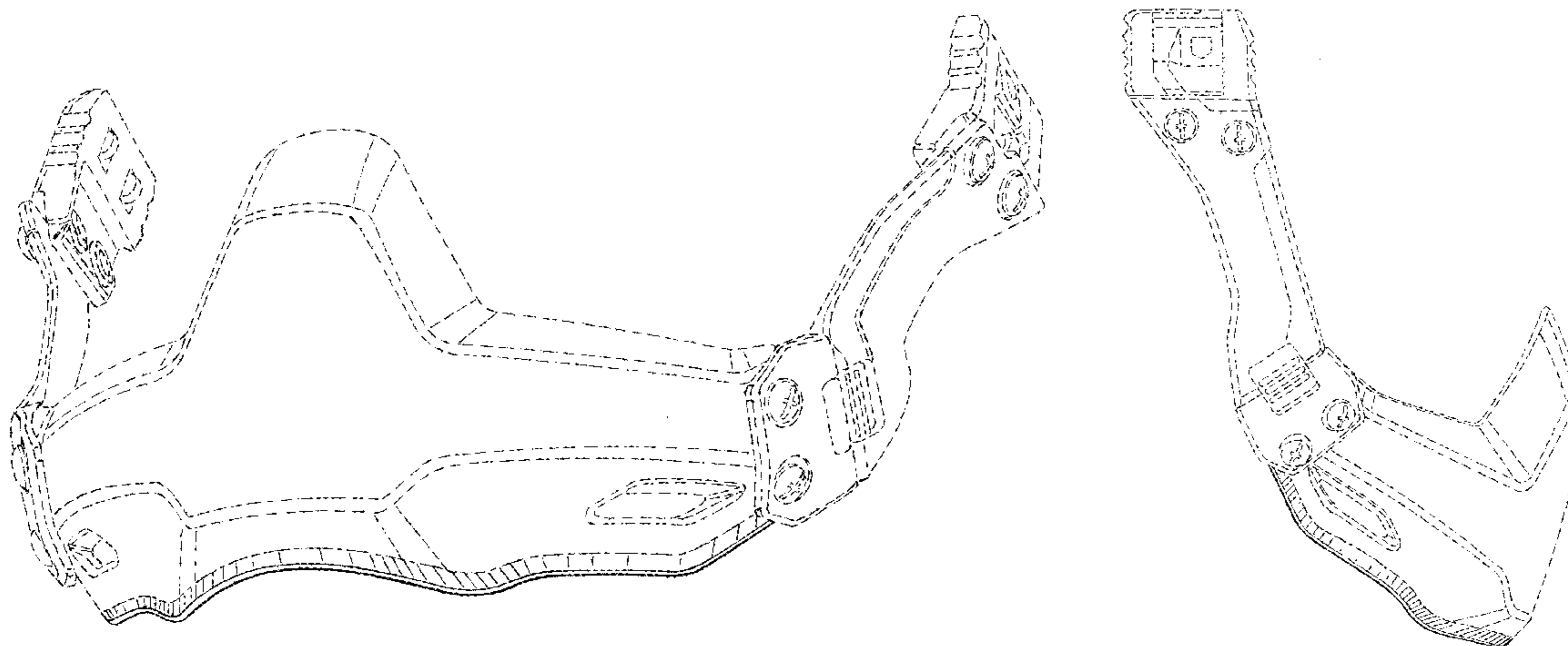
(57) **CLAIM**

The ornamental design for a mandible guard, as shown and described.

DESCRIPTION

FIG. 1 is a bottom, front, right side perspective view of a mandible guard showing our new design; FIG. 2 is a front elevation view thereof; FIG. 3 is a rear elevation view thereof; FIG. 4 is a left side elevation view thereof; FIG. 5 is a right side elevation view thereof; FIG. 6 is a top plan view thereof; and, FIG. 7 is a bottom plan view thereof. The short dash—long dash broken lines in the figures represent boundaries of the claimed design and form no part thereof. All other broken lines illustrate portions of the mandible guard that form no part of the claimed design.

1 Claim, 6 Drawing Sheets



(56)

References Cited

U.S. PATENT DOCUMENTS

D499,213 S 11/2004 Lee
 D536,833 S 2/2007 Broersma
 D556,386 S 11/2007 Lee
 D560,315 S * 1/2008 Wong D29/122
 D584,010 S * 12/2008 Fernandes D29/122
 D587,858 S * 3/2009 Brace D29/122
 D592,811 S * 5/2009 Juhlin D29/122
 D602,648 S * 10/2009 Isobe D29/122
 D632,439 S * 2/2011 Lebel D29/122
 7,908,667 B2 3/2011 Rogers et al.
 D638,172 S * 5/2011 Lebel D29/122
 D657,497 S * 4/2012 Schiebl D29/108
 D672,683 S * 12/2012 Klotz D11/122
 D674,560 S * 1/2013 Klotz D29/122
 D684,320 S 6/2013 Mateu
 D687,190 S * 7/2013 Isobe D29/122
 D692,189 S * 10/2013 Isobe D29/122
 D701,002 S * 3/2014 Lebel D29/122
 D703,874 S * 4/2014 Lebel D29/122
 D711,051 S * 8/2014 Noordzij D29/122
 8,793,816 B2 8/2014 Emrich et al.
 D715,005 S * 10/2014 Schiebl D29/122
 D738,049 S * 9/2015 Gee D29/122
 D740,496 S * 10/2015 Noordzij D29/122
 D747,560 S * 1/2016 Daniels D29/122

D767,214 S * 9/2016 Shida D29/122
 D768,940 S * 10/2016 Steffens D29/122
 2006/0206995 A1 * 9/2006 Hong A42B 3/226
 2/424
 2007/0124842 A1 * 6/2007 Nascimento A42B 3/08
 2/9
 2009/0107514 A1 * 4/2009 Winningham A63B 71/10
 128/857
 2014/0033406 A1 2/2014 Lebel et al.
 2014/0075654 A1 3/2014 McGinn et al.
 2015/0135417 A1 5/2015 Lebel et al.
 2015/0342283 A1 12/2015 Lebel et al.

OTHER PUBLICATIONS

U.S. Appl. No. 15/284,504, filed Oct. 3, 2016, Hall et al.
 [No Author Listed], Moto Visor & Mandible for Sentry Image.
 NFM Group. Accessed Sep. 30, 2016. Available at: <http://www.nfm.no/moto-visor--mandible-for-sentry,p.html>. 2 pages.
 [No Author Listed], Moto Visor & Mandible for Sentry. NFM
 Group. Accessed Sep. 30, 2016. Available at: <http://www.nfm.no/moto-visor--mandible-for-sentry,p.html>. 2 pages.
 [No Author Listed], System Capabilities. NFM Group. Accessed
 Sep. 30, 2016. Available at: <http://www.nfm.no/ops-core/system-capabilities.html>. 3 pages.

* cited by examiner

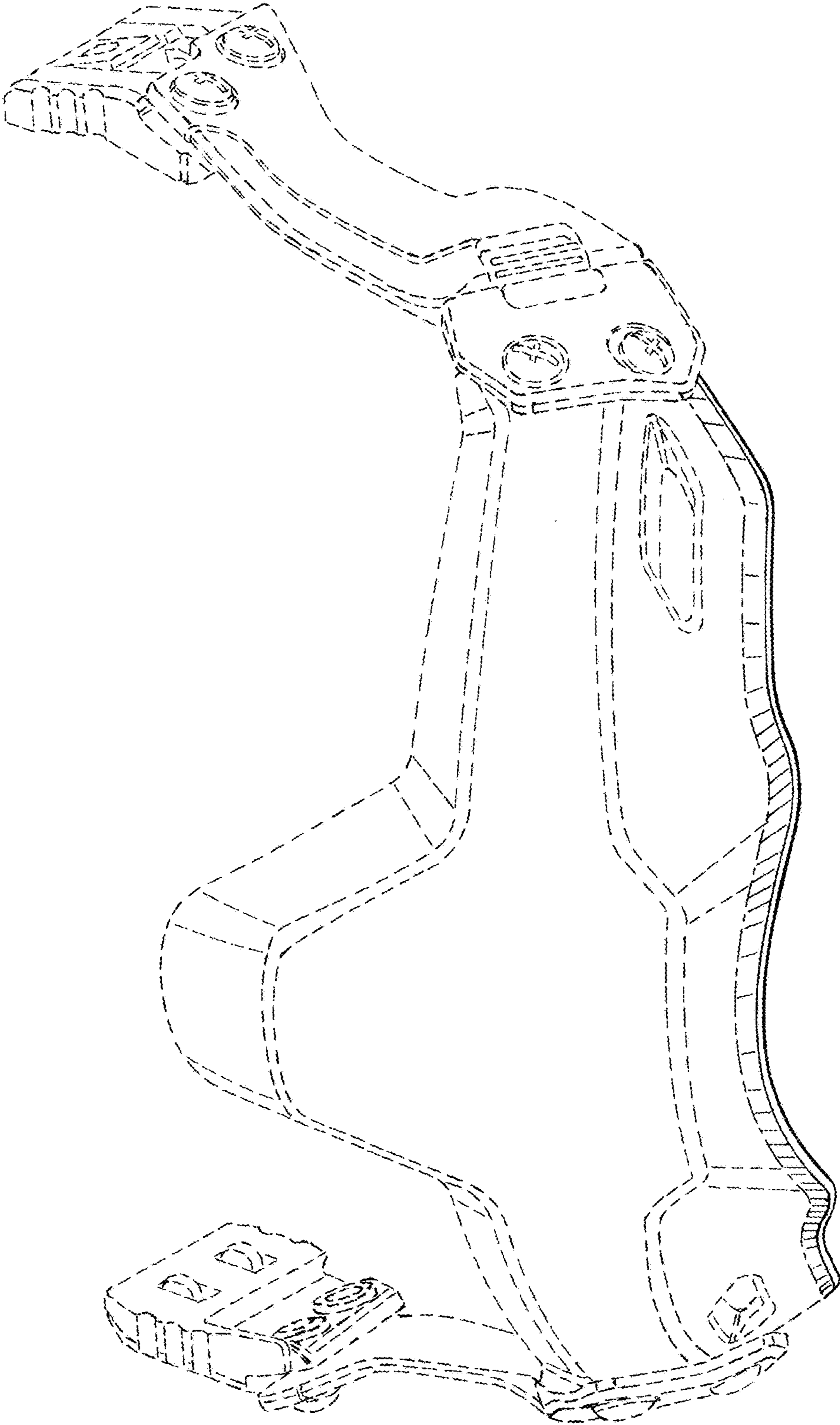


Fig. 1

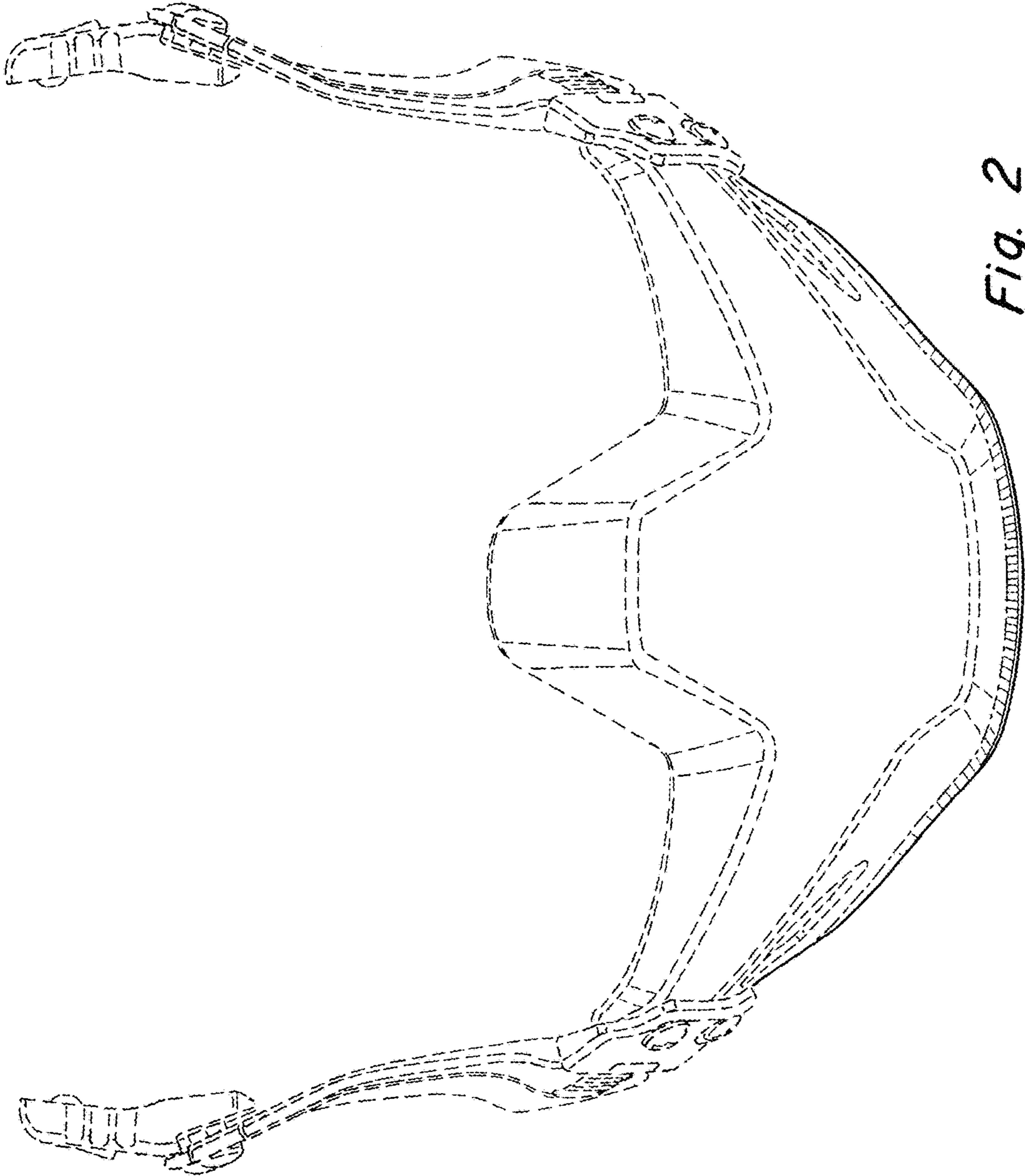


Fig. 2

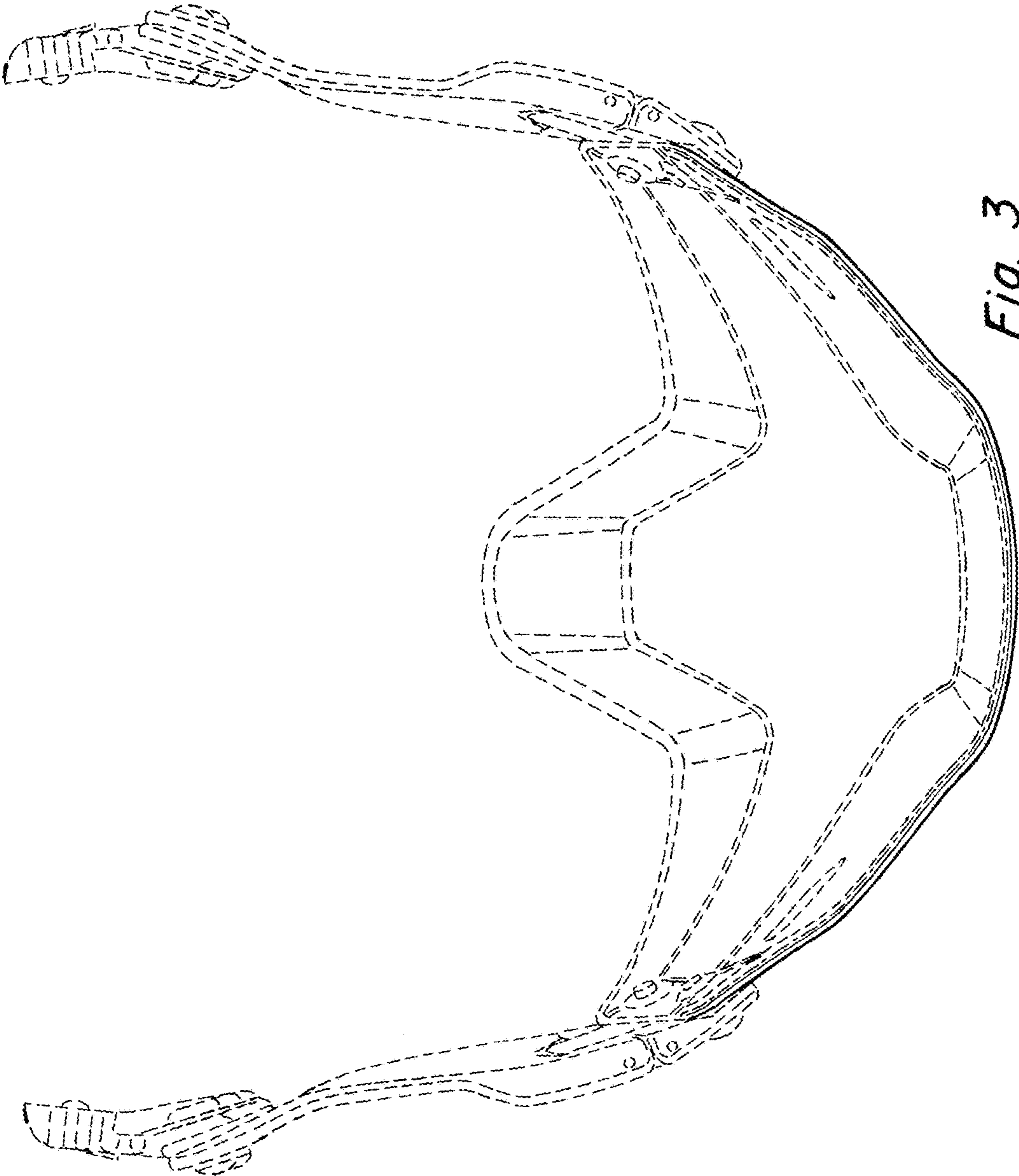


Fig. 3

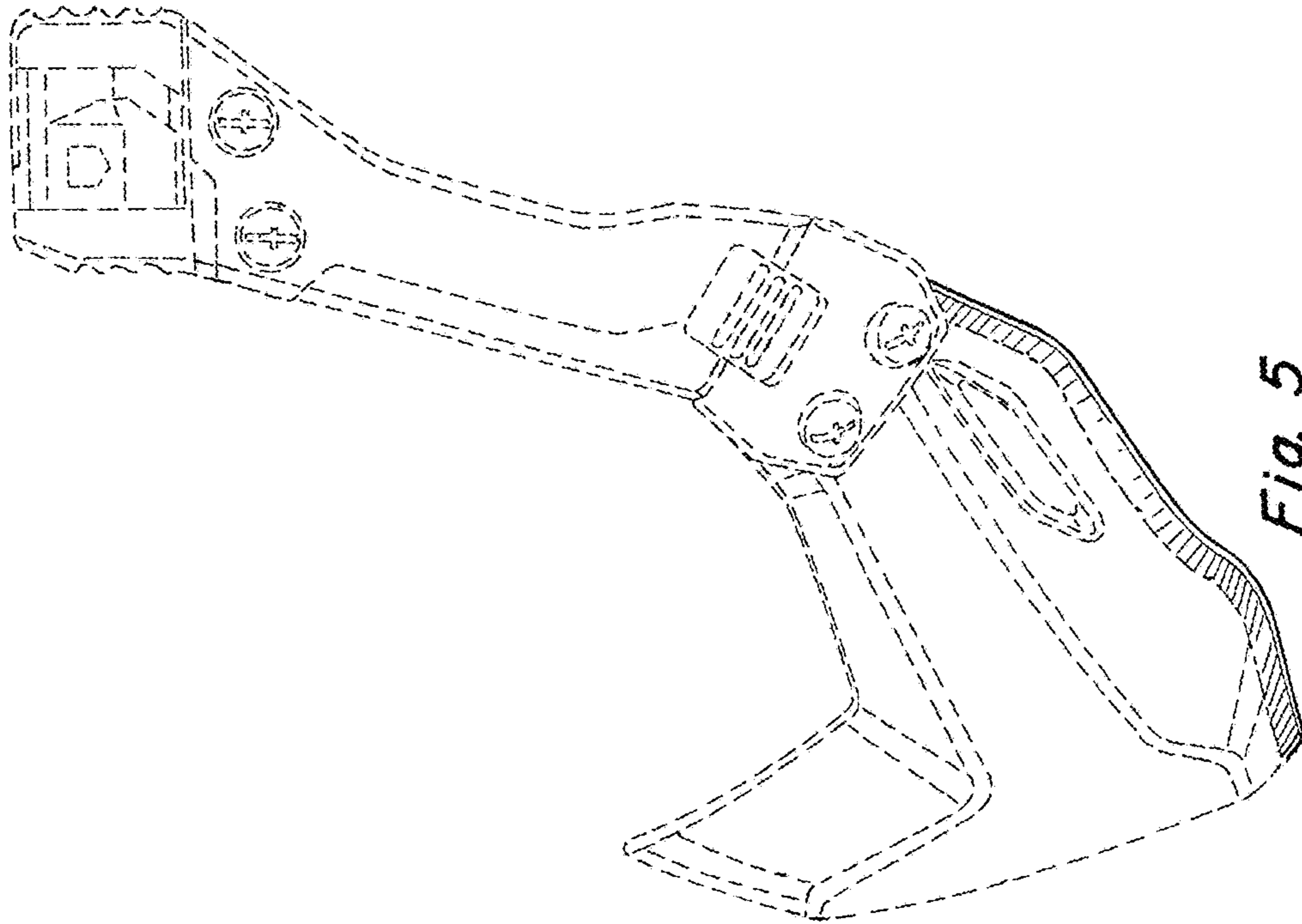


Fig. 5

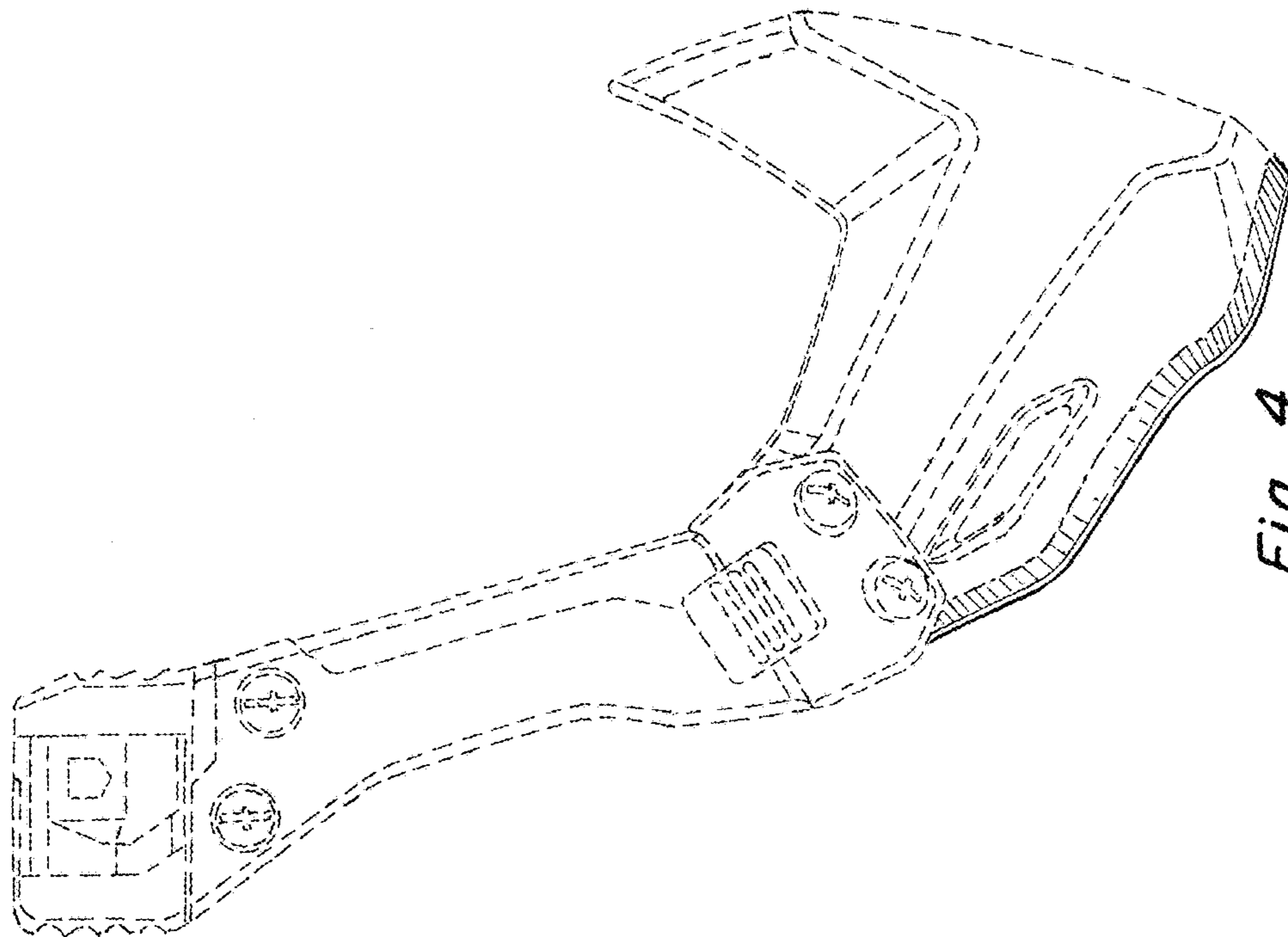


Fig. 4

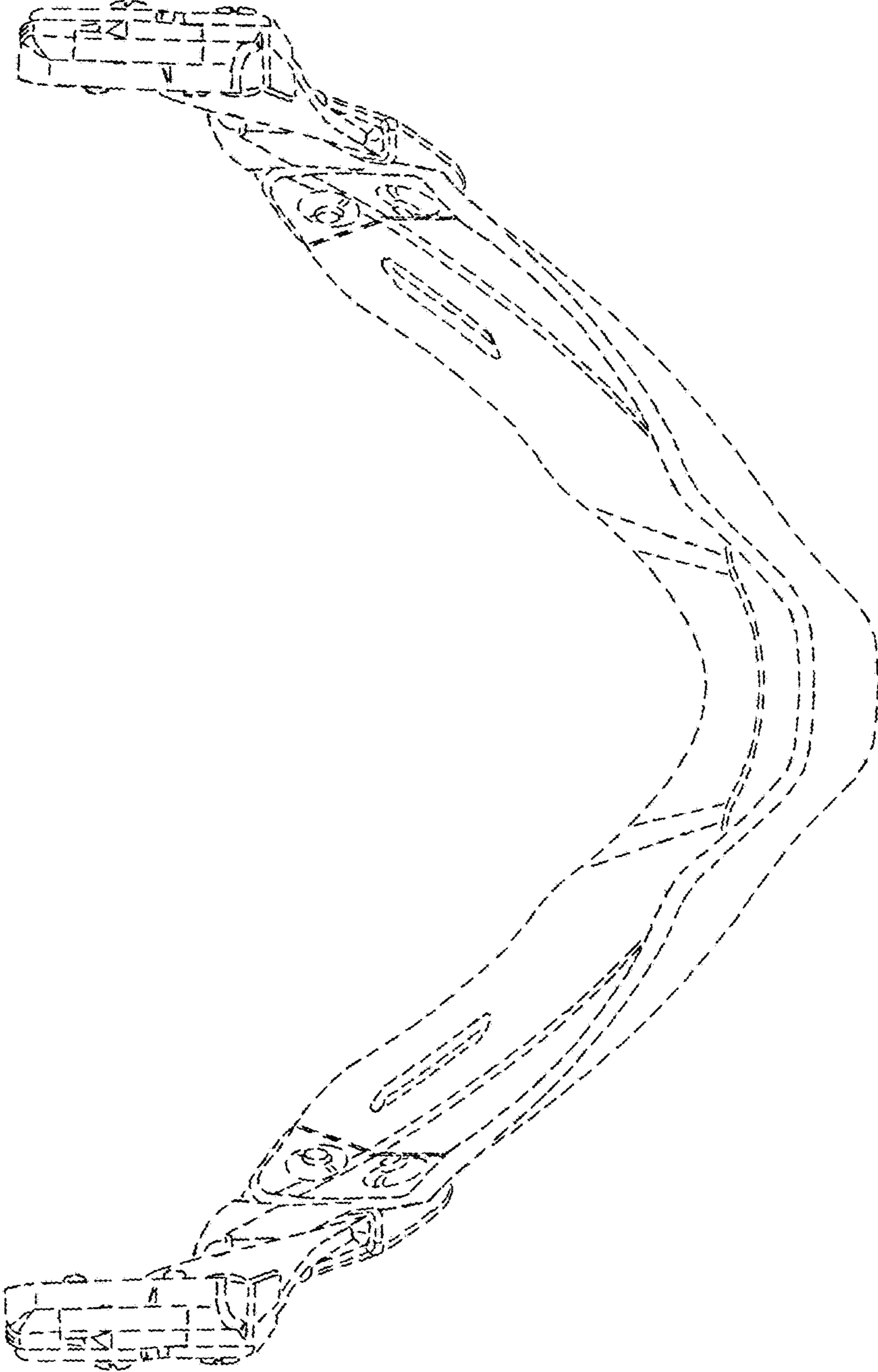


Fig. 6

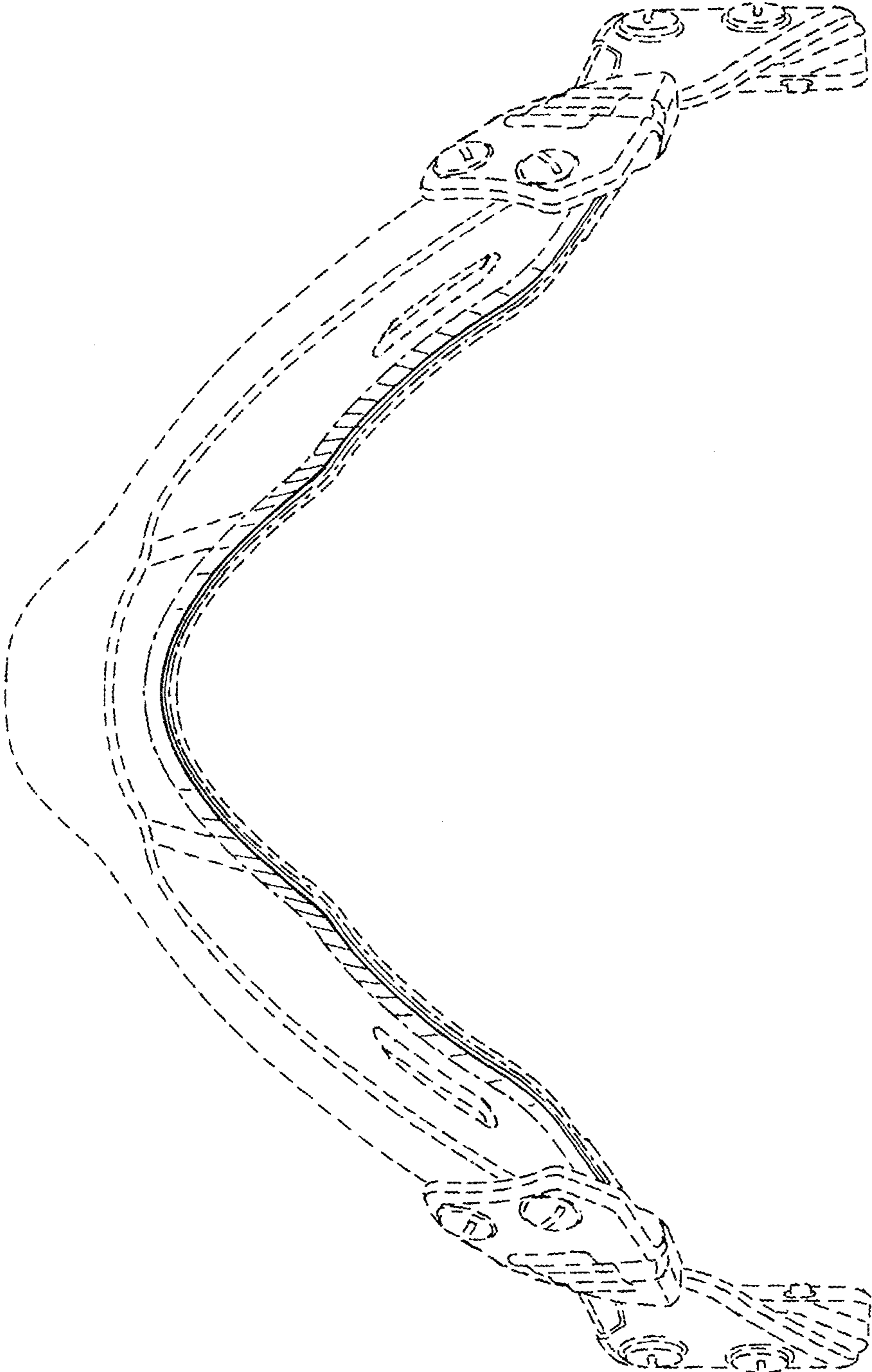


Fig. 7