



US00D814702S

(12) **United States Design Patent**  
**Aulwes et al.**

(10) **Patent No.:** **US D814,702 S**  
(45) **Date of Patent:** **\*\* Apr. 3, 2018**

- (54) **HAIR CLIPPER HOUSING**
- (71) Applicant: **WAHL CLIPPER CORPORATION**,  
Sterling, IL (US)
- (72) Inventors: **Chad Aulwes**, Sterling, IL (US); **Jeff Fleming**, Dixon, IL (US); **Chong Yang**, Zhejiang (CN)
- (73) Assignee: **WAHL CLIPPER CORPORATION**,  
Sterling, IL (US)
- (\*\*) Term: **15 Years**
- (21) Appl. No.: **29/594,524**
- (22) Filed: **Feb. 20, 2017**
- (51) **LOC (11) Cl.** ..... **28-03**
- (52) **U.S. Cl.**  
USPC ..... **D28/53**
- (58) **Field of Classification Search**  
USPC ..... D28/49-54  
CPC ..... B26B 19/00-19/107  
See application file for complete search history.

- D678,612 S 3/2013 Aulwes et al.
- D679,448 S 4/2013 Erickson et al.
- D750,325 S \* 2/2016 Nho ..... D28/53
- D751,760 S 3/2016 Zachrich et al.
- D784,618 S \* 4/2017 Mori ..... D28/53
- D800,389 S \* 10/2017 Fleming ..... D28/53
- D800,965 S \* 10/2017 Aulwes ..... D28/53

\* cited by examiner

*Primary Examiner* — Jennifer Rivard  
(74) *Attorney, Agent, or Firm* — Greer, Burns & Cain, Ltd.

(57) **CLAIM**  
The ornamental design for a hair clipper housing, as shown and described.

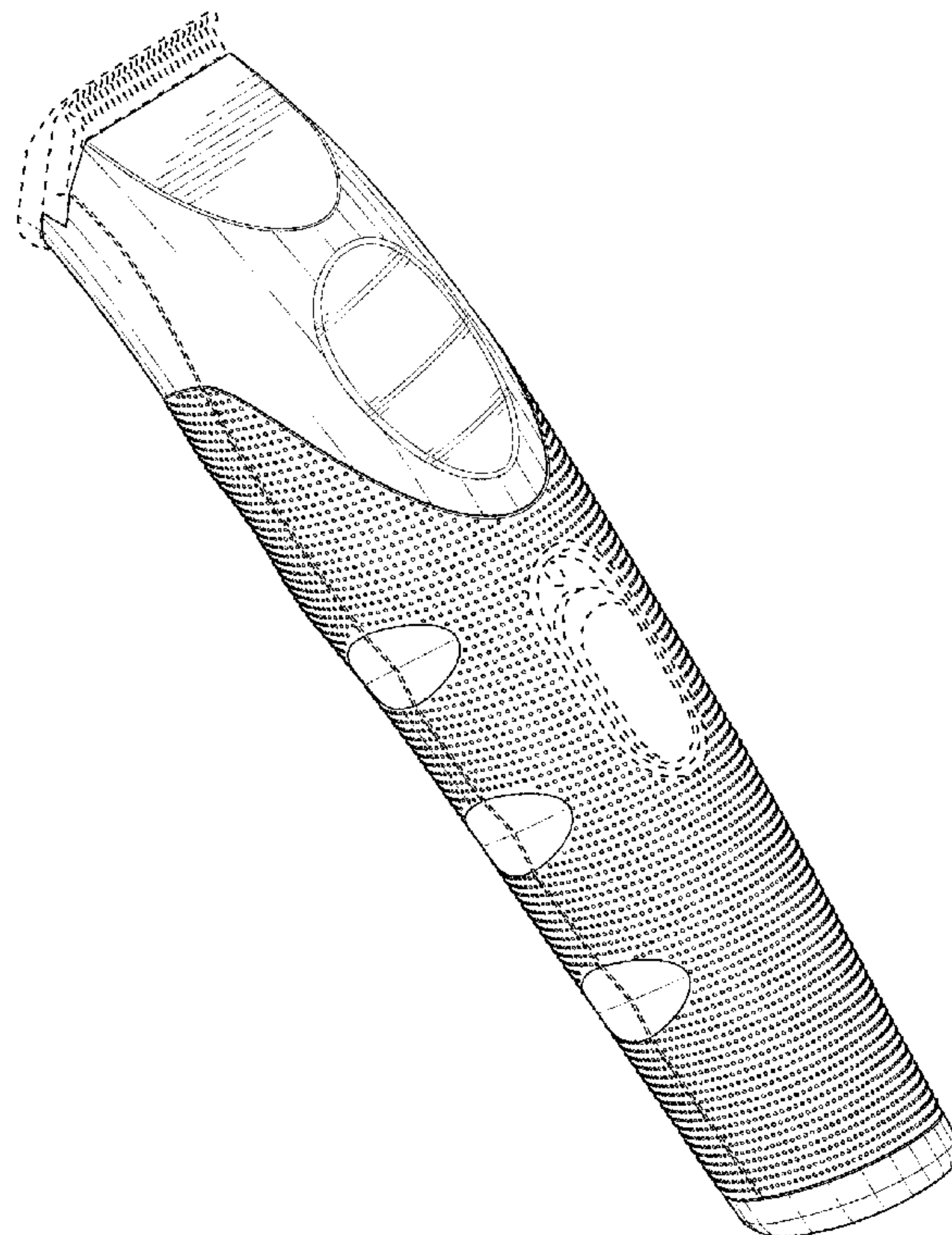
**DESCRIPTION**

FIG. 1 is a top perspective view of the present hair clipper housing;  
 FIG. 2 is a left side view of same;  
 FIG. 3 is a right side view of the hair clipper housing of FIG. 1;  
 FIG. 4 is a front view of same;  
 FIG. 5 is a rear view of the hair clipper housing of FIG. 1;  
 FIG. 6 is a top plan view of same; and  
 FIG. 7 is a bottom view of the hair clipper housing of FIG. 1.

The broken line disclosure of the clipper blade illustrates the environment. The remaining broken lines illustrate portions of the hair clipper housing. None of the broken lines forms part of the claimed design.

**1 Claim, 4 Drawing Sheets**

- (56) **References Cited**  
U.S. PATENT DOCUMENTS
- D477,439 S 7/2003 Dirks
- D479,362 S 9/2003 Dirks
- D513,344 S 12/2005 Choi
- D555,286 S 11/2007 Long
- D568,542 S 5/2008 Long et al.



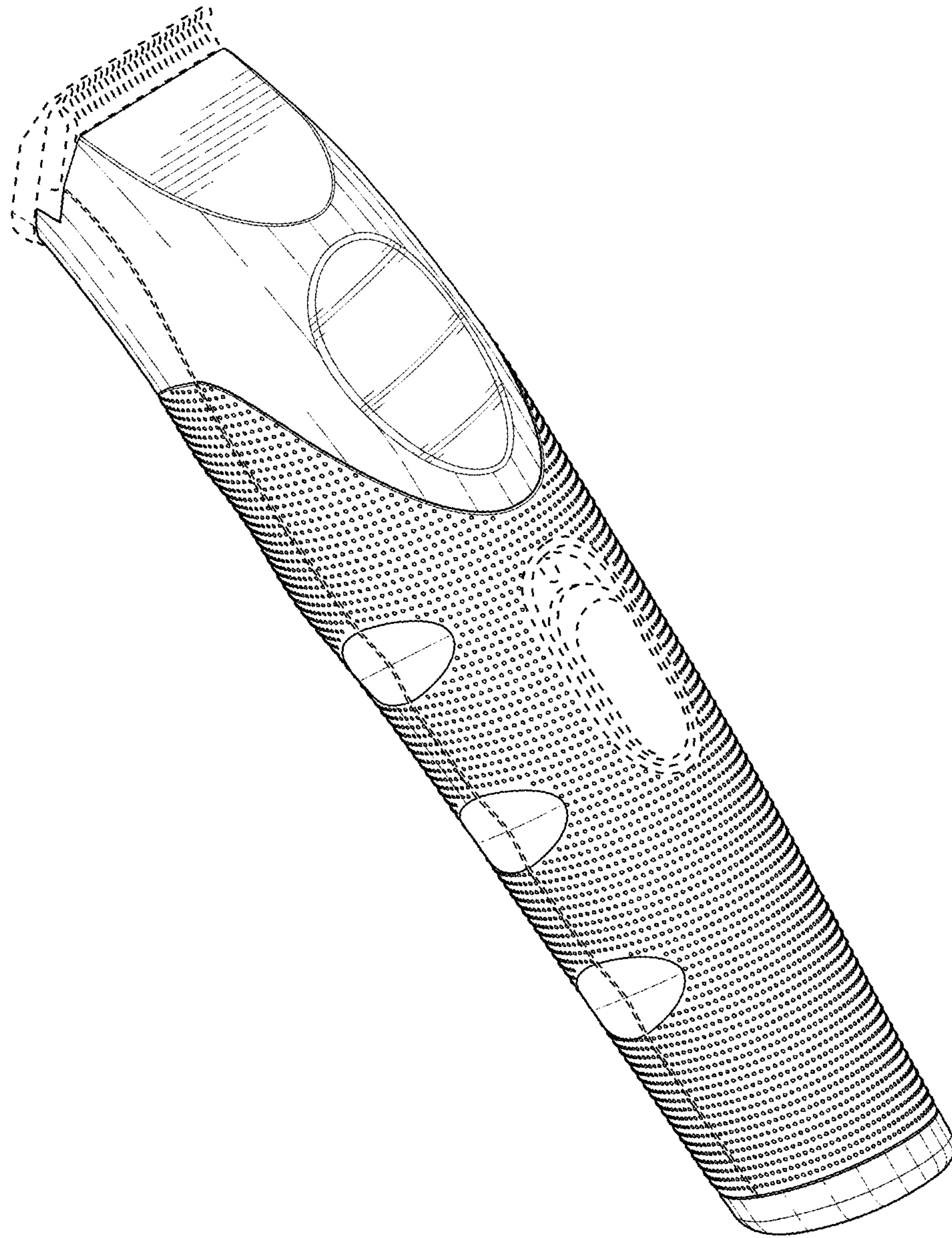


FIG. 1



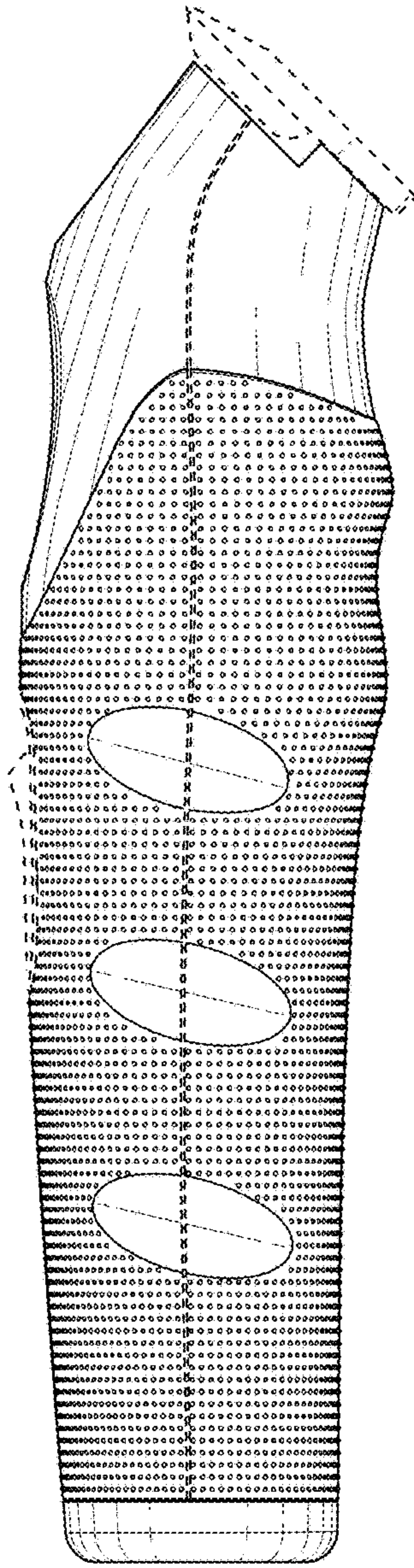


FIG. 2

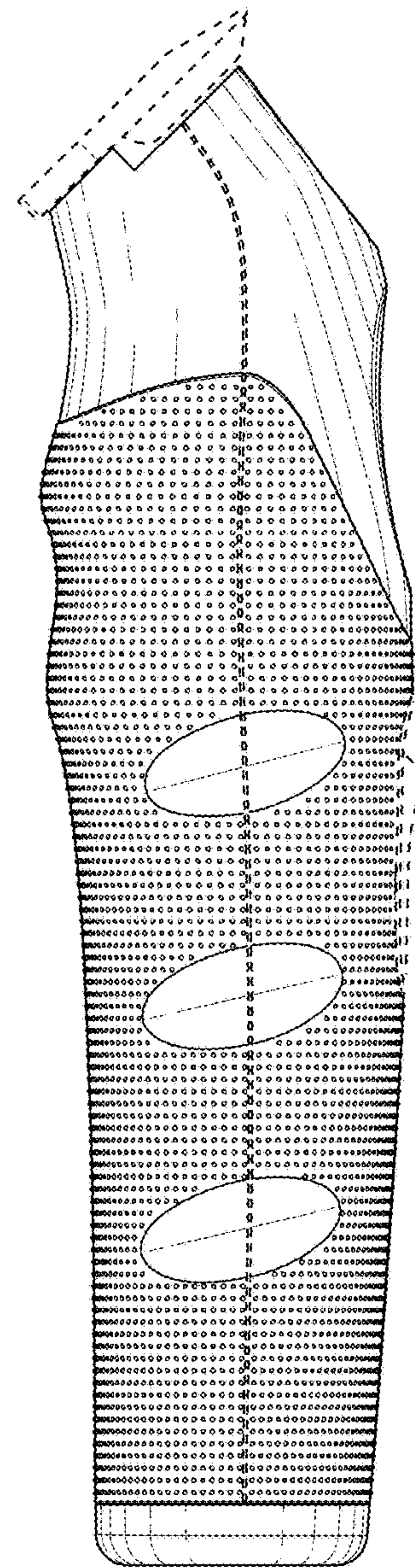


FIG. 3

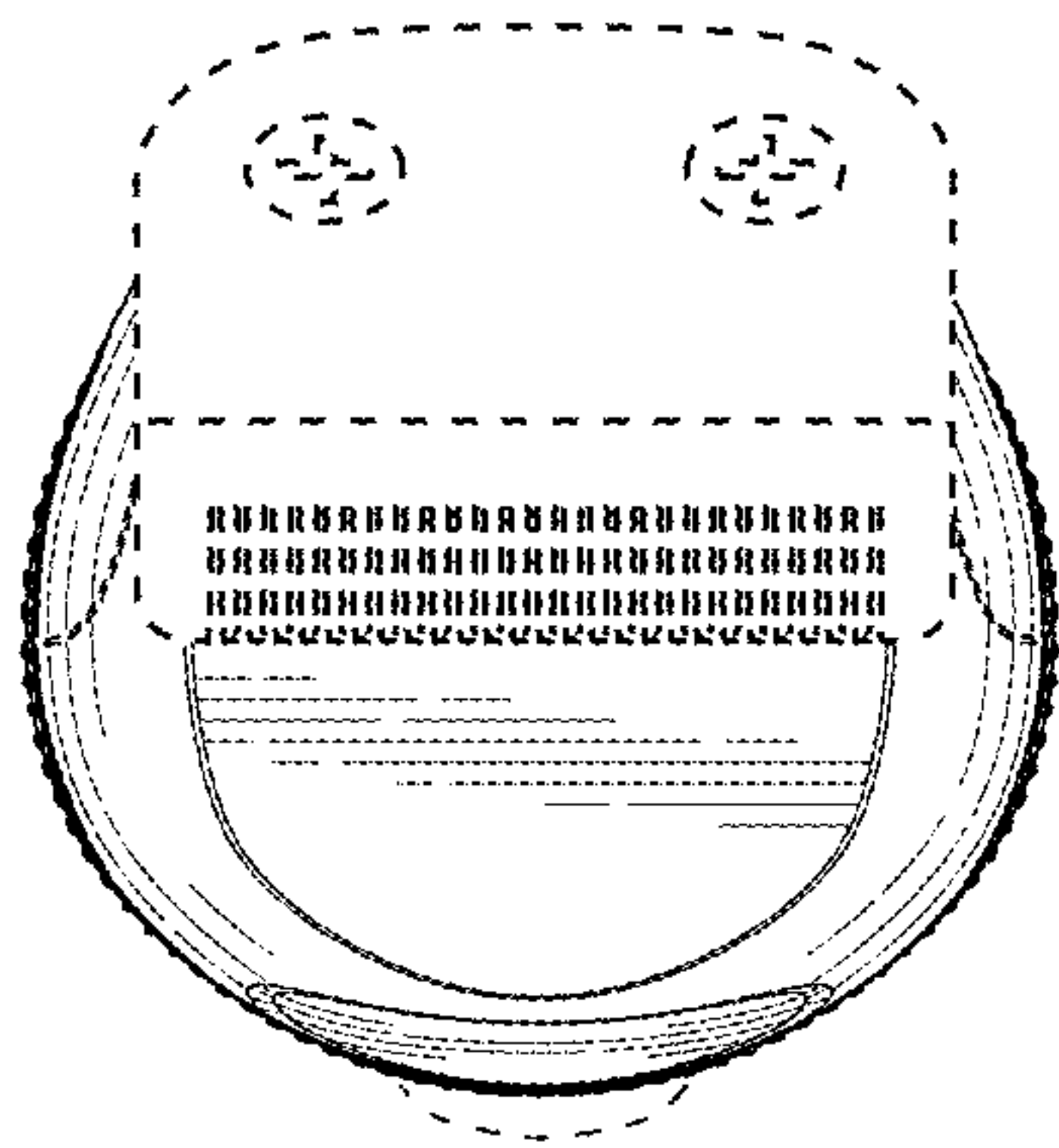


FIG. 4

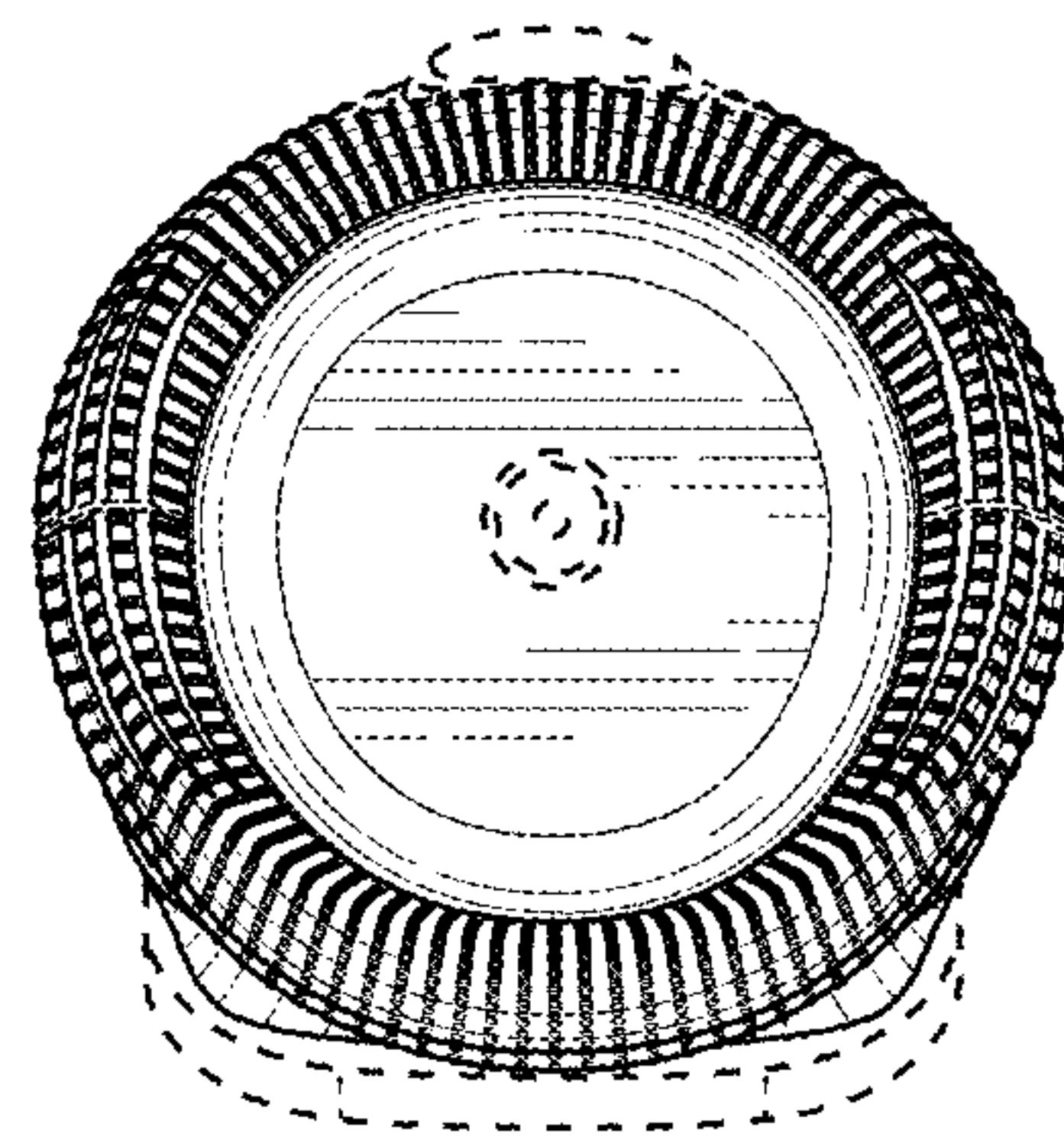


FIG. 5



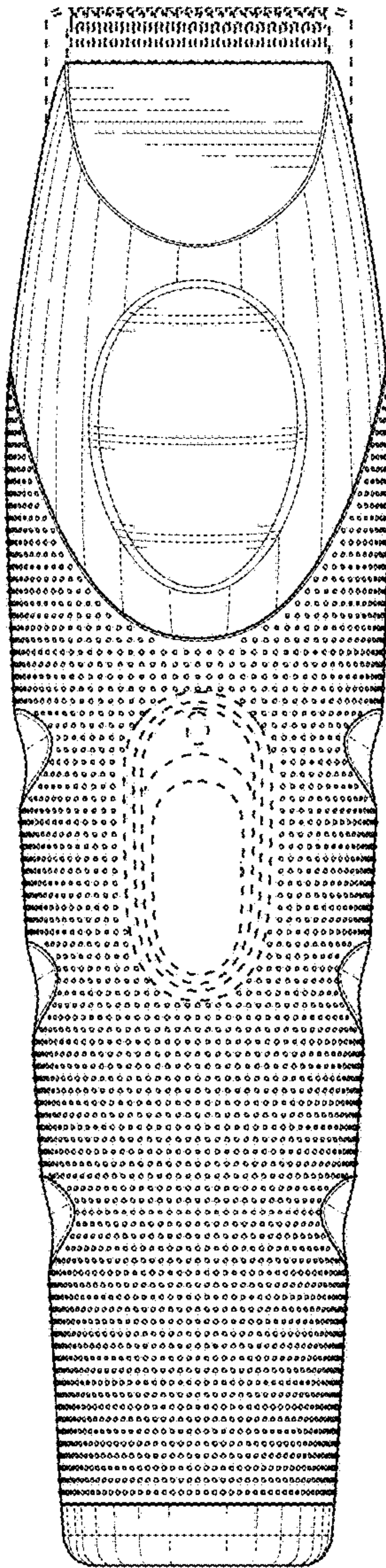


FIG. 6




FIG. 7