



US00D814701S

(12) **United States Design Patent**
Efthimiadis et al.

(10) **Patent No.:** **US D814,701 S**
(45) **Date of Patent:** **** Apr. 3, 2018**

- (54) **SHAVING BLADE CARTRIDGE**
- (71) Applicant: **BIC-VIOLEX SA**, Anixa, Attiki (GR)
- (72) Inventors: **Dimitrios Efthimiadis**, Nea Kypseli (GR); **Georgios Georgakis**, Melisia (GR)
- (73) Assignee: **BIC-VIOLEX SA**, Attiki (GR)
- (**) Term: **15 Years**
- (21) Appl. No.: **29/622,008**
- (22) Filed: **Oct. 13, 2017**

Related U.S. Application Data

- (60) Division of application No. 29/606,243, filed on Jun. 2, 2017, which is a continuation of application No. 15/275,884, filed on Sep. 26, 2016, which is a continuation of application No. 14/037,863, filed on Sep. 26, 2013, now Pat. No. 9,475,201.

(30) **Foreign Application Priority Data**

Sep. 25, 2013 (EP) 13185994

(51) **LOC (11) Cl.** **28-03**

(52) **U.S. Cl.**
USPC **D28/47**

(58) **Field of Classification Search**
USPC D28/46-48
CPC B26B 21/222; B26B 21/4012; B26B 21/4037; B26B 21/4068; B26B 21/443; B26B 21/4018
See application file for complete search history.

(56) **References Cited**

U.S. PATENT DOCUMENTS

- 5,761,814 A * 6/1998 Anderson B26B 21/4068 30/50
- 6,044,542 A * 4/2000 Apprille, Jr. B26B 21/227 29/509

- D514,253 S * 1/2006 Gray D28/47
- D604,904 S * 11/2009 Watson D28/47
- 7,765,700 B2 * 8/2010 Aviza B26B 21/4068 30/50
- 8,359,752 B2 * 1/2013 Bridges B26B 21/222 30/50
- D731,119 S * 6/2015 Daniel D28/46
- D744,165 S * 11/2015 Tucker D28/47
- D764,100 S * 8/2016 Park D28/47
- 9,475,201 B2 * 10/2016 Georgakis B26B 21/222
- 2011/0232101 A1 * 9/2011 Park B26B 21/227 30/50
- 2011/0308089 A1 * 12/2011 Bridges B26B 21/222 30/77

(Continued)

Primary Examiner — Jennifer Rivard

(74) *Attorney, Agent, or Firm* — The H.T. Than Law Group

(57) **CLAIM**

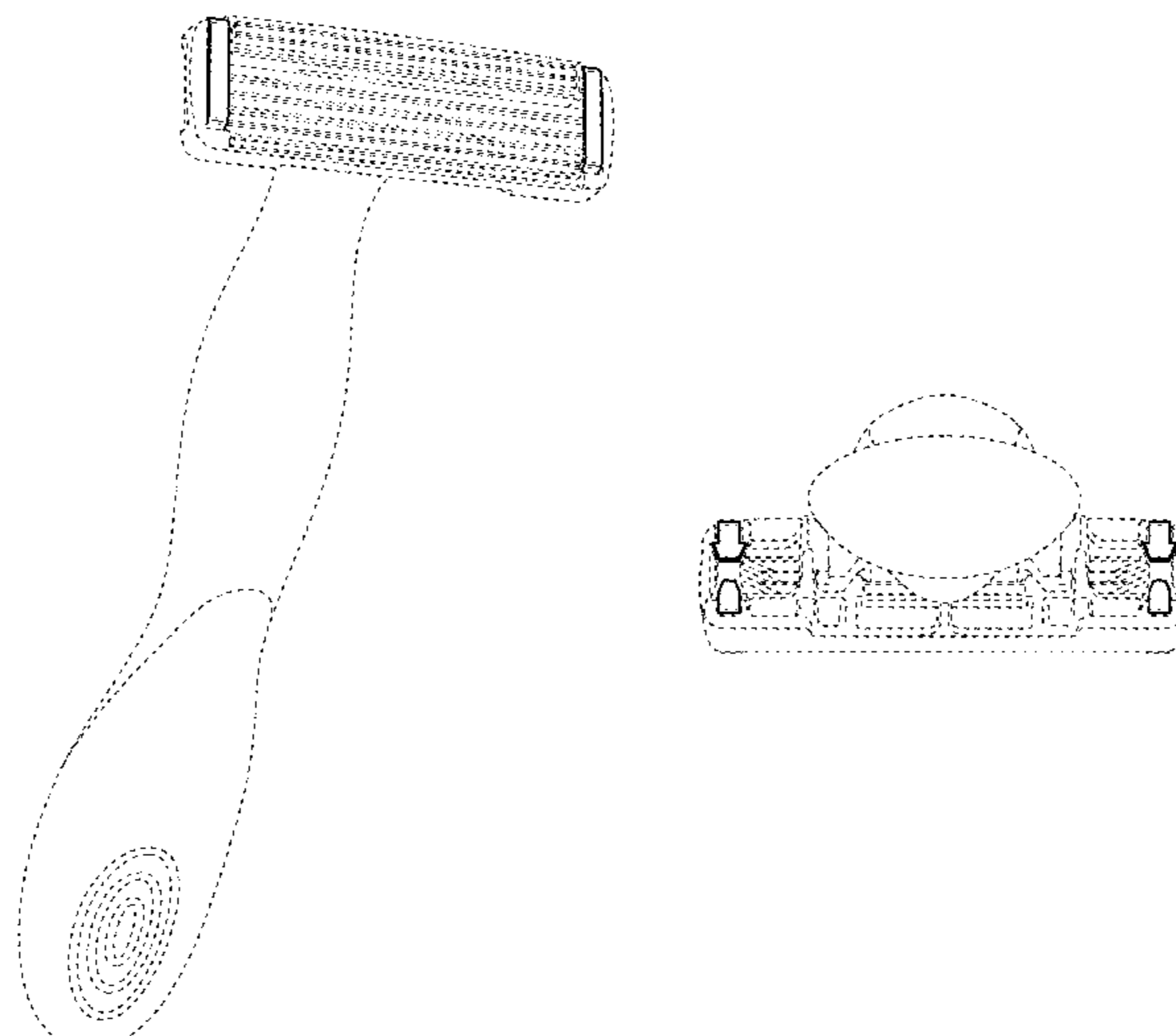
The ornamental design for a shaving blade cartridge, as shown and described.

DESCRIPTION

FIG. 1 is a front perspective view of an ornamental design of a shaving blade cartridge according to the present invention; FIG. 2 is a bottom view thereof; FIG. 3 is a top view perspective view thereof; FIG. 4 is a left side view thereof; FIG. 5 is a right side view thereof; FIG. 6 is a back view thereof; and, FIG. 7 is a front view thereof.

The broken line disclosure of the razor handle illustrates the environment. The remaining broken lines illustrate portions of the shaving blade cartridge. None of the broken lines forms part of the claimed design.

1 Claim, 7 Drawing Sheets



(56)

References Cited

U.S. PATENT DOCUMENTS

2012/0279070 A1* 11/2012 Seo B26B 21/4012
30/34.2
2016/0297086 A1* 10/2016 Efthimiadis B26B 21/4068

* cited by examiner




Fig. 1

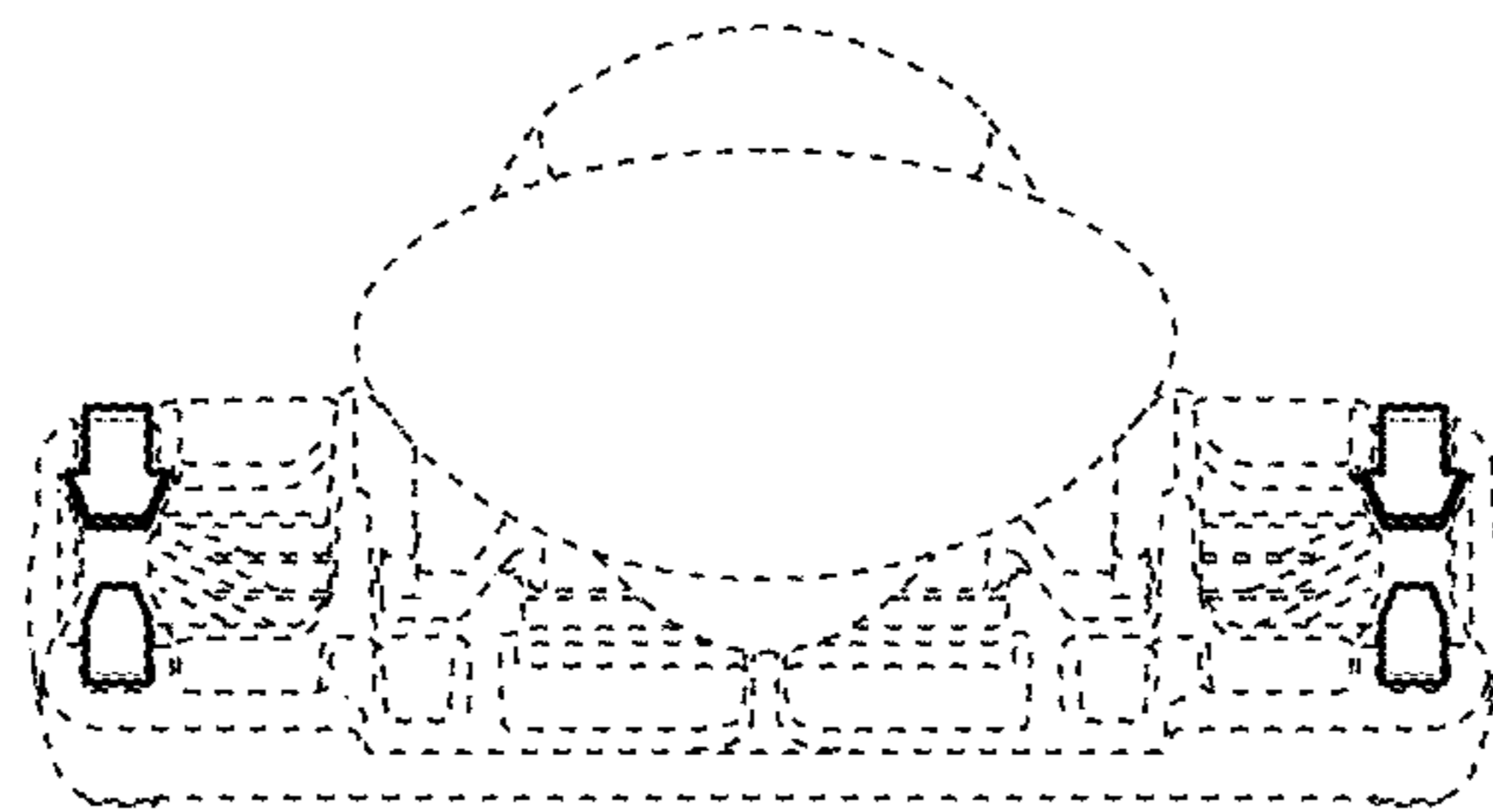


Fig. 2

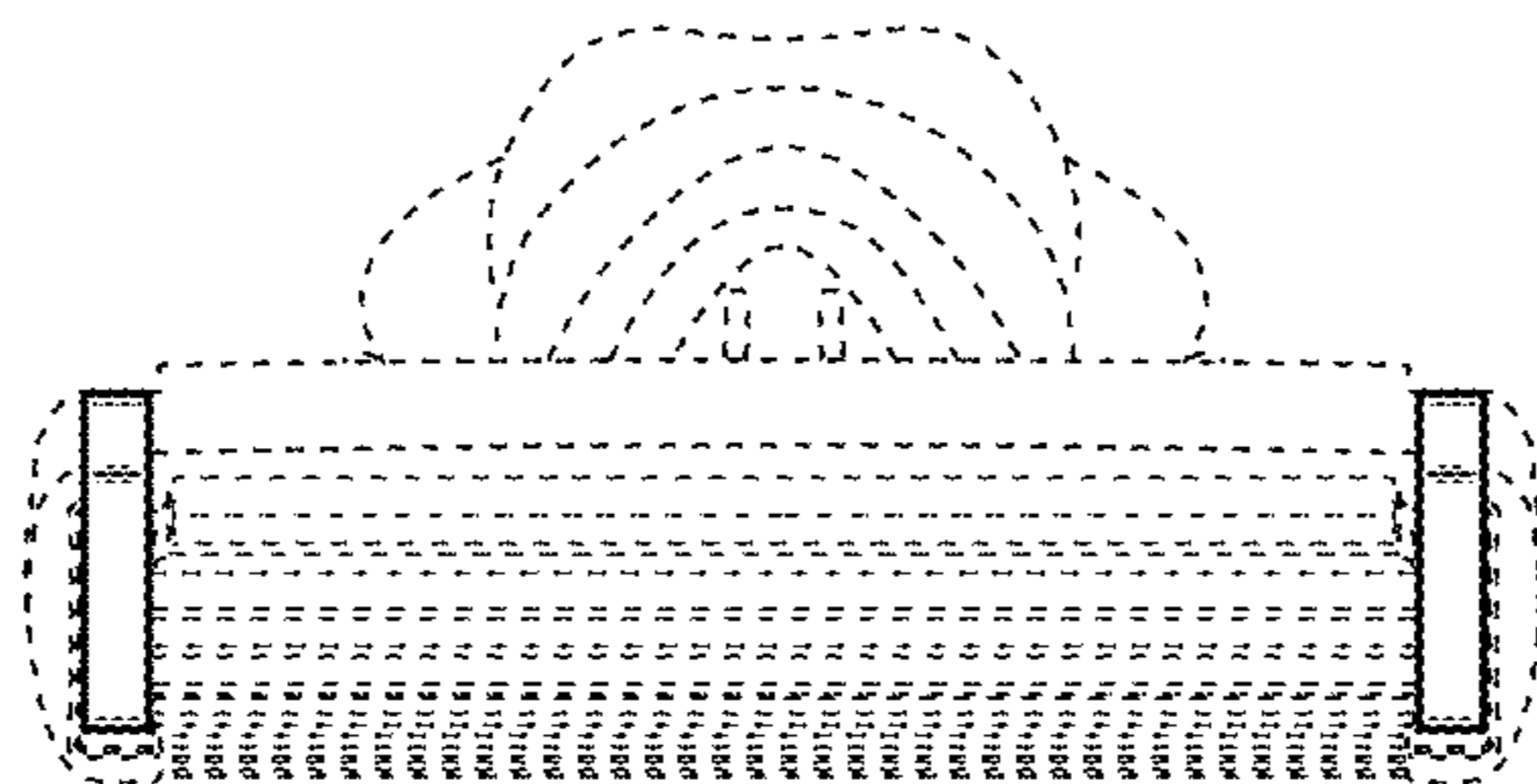


Fig. 3

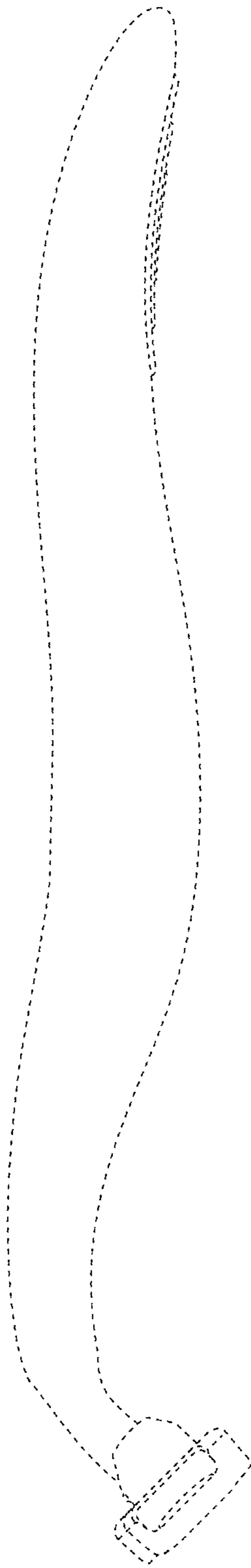


Fig. 4

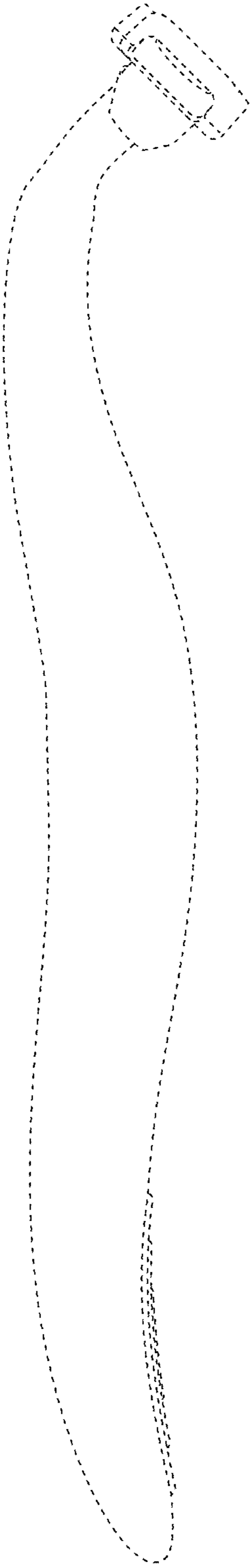


Fig. 5

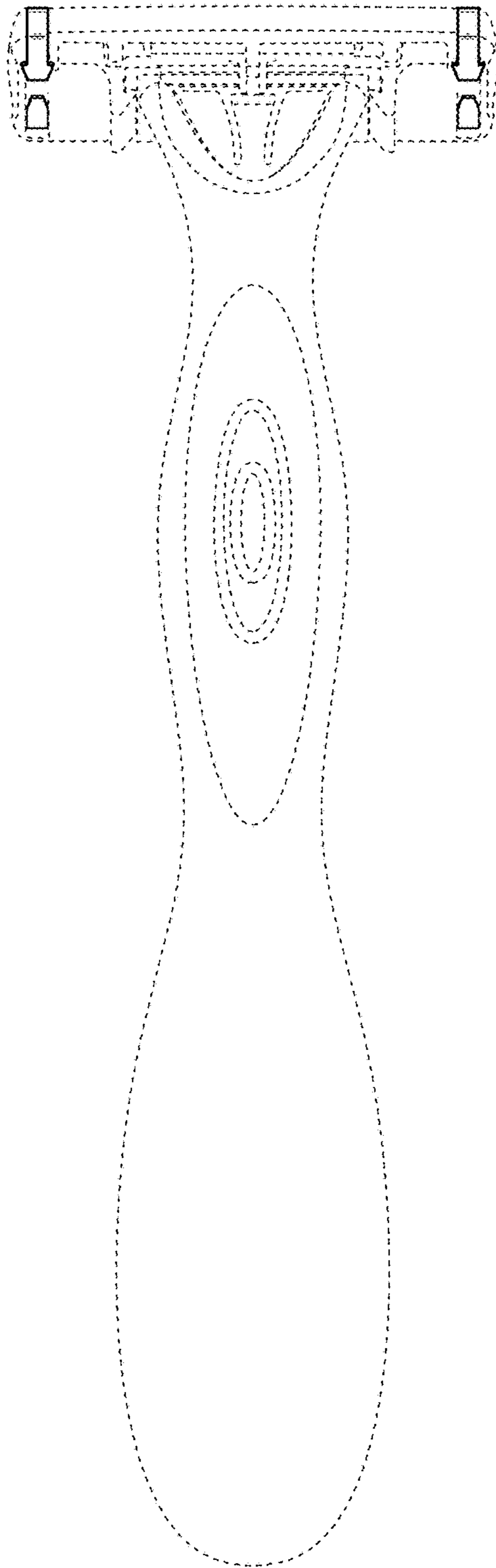


Fig. 6

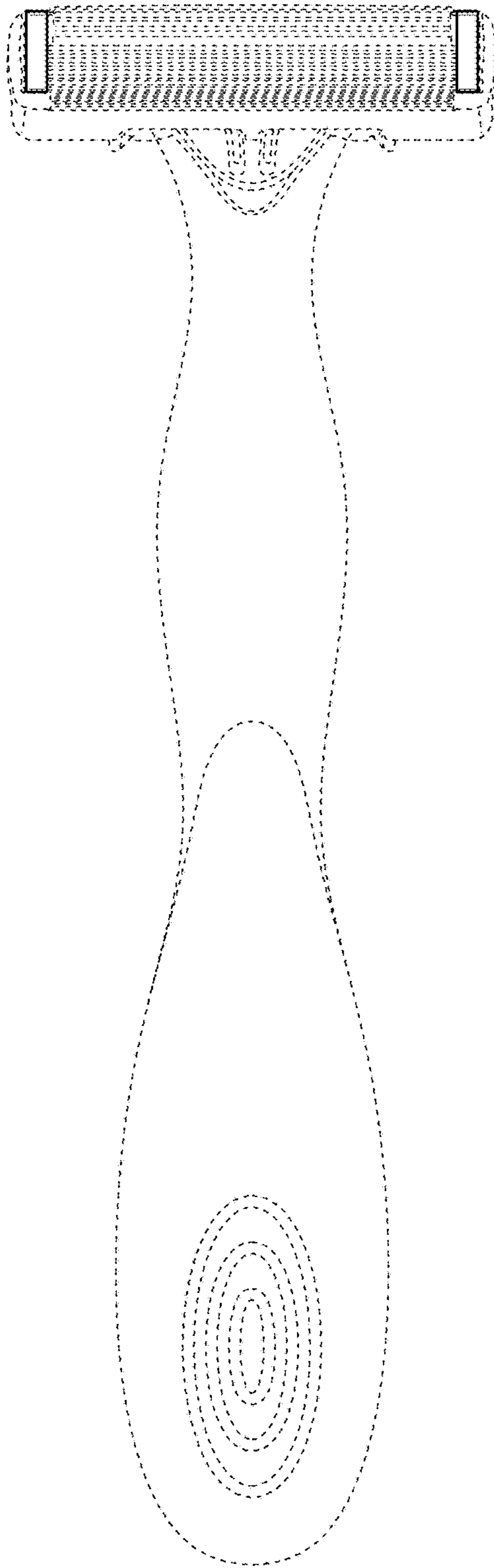


Fig. 7