



US00D814695S

(12) **United States Design Patent** (10) **Patent No.:** **US D814,695 S**
Petteys (45) **Date of Patent:** **** Apr. 3, 2018**

(54) **CIGAR PUNCH**

(71) Applicant: **Wade Petteys**, Corinth, NY (US)

(72) Inventor: **Wade Petteys**, Corinth, NY (US)

(73) Assignee: **Wade Petteys**, Corinth, NY (US)

(**) Term: **15 Years**

(21) Appl. No.: **29/563,303**

(22) Filed: **May 4, 2016**

(51) **LOC (11) Cl.** **27-99**

(52) **U.S. Cl.**
USPC **D27/195**

(58) **Field of Classification Search**
USPC D27/100, 101, 102, 162, 163, 164, 165,
D27/166, 167, 168, 169, 170, 171, 172,
D27/175, 180, 183, 184, 186, 187, 188,
D27/189, 193, 194, 195; D22/116
CPC A24F 15/18; A24F 15/12; A24F 13/26;
A24F 13/24

See application file for complete search history.

(56) **References Cited**

U.S. PATENT DOCUMENTS

D389,221 S *	1/1998	Borg	D22/115
D404,516 S *	1/1999	Benhamou	D27/101
D405,220 S *	2/1999	Dal Monte	D27/101
D405,221 S *	2/1999	Dal Monte	D27/101
D435,886 S *	1/2001	Benini	D22/100
D533,044 S *	12/2006	Buening	D8/103
7,210,260 B1 *	5/2007	Smalley, Jr.	F41A 21/12 102/431
D546,657 S *	7/2007	Buening	D8/103
D570,041 S *	5/2008	Smith	D27/195
D626,619 S *	11/2010	Gogol	D22/116
D630,761 S *	1/2011	Marshall	D24/215
D646,179 S *	10/2011	Jansen	D22/116
D683,070 S *	5/2013	Laone	D27/195
D725,821 S *	3/2015	Levin	D27/101
D725,822 S *	3/2015	Liu	D27/101
D747,035 S *	1/2016	Moradian	D27/101

D751,167 S *	3/2016	Chua	D22/116
D753,339 S *	4/2016	Greeley	D27/162
D759,189 S *	6/2016	Pederson	D22/116

(Continued)

OTHER PUBLICATIONS

Brass Bullet Punch by The Big Easy Tobacco Accessories. dated 2017. found online [Aug. 11, 2017] https://www.amazon.com/dp/B01HRU4LMS/ref=asc_df_B01HRU4LMS5117813/?tag=hyprod-20&creative=394997&creativeASIN=B01HRU4LMS&linkCode=df0&hvadid=192265677526&hvpos=1o1&hvnetw=g&hvrnd=13912022071241142138&hvpone=&hvptwo=&hvqmt=&hvdev=c&hvdvcmdl=&hvlocint=&hvloc.*

Primary Examiner — Robert M Spear

Assistant Examiner — Marissa J Cash

(74) *Attorney, Agent, or Firm* — Hoffman Warnick LLC

(57) **CLAIM**

The ornamental design for a cigar punch, as shown and described.

DESCRIPTION

FIG. 1 is a perspective view of a cigar punch according to the present design, shown in its assembled state.

FIG. 2 is a back view thereof.

FIG. 3 is a side view thereof.

FIG. 4 is a front view thereof.

FIG. 5 is a perspective view of the outer portion of the cigar punch according to the present design.

FIG. 6 is a back view thereof.

FIG. 7 is a side view thereof.

FIG. 8 is a front view thereof.

FIG. 9 is a perspective view of the inner portion of the cigar punch according to the present design.

FIG. 10 is a back view thereof.

FIG. 11 is a left side view thereof.

FIG. 12 is a right side view thereof.

FIG. 13 is a front view thereof; and,

(Continued)

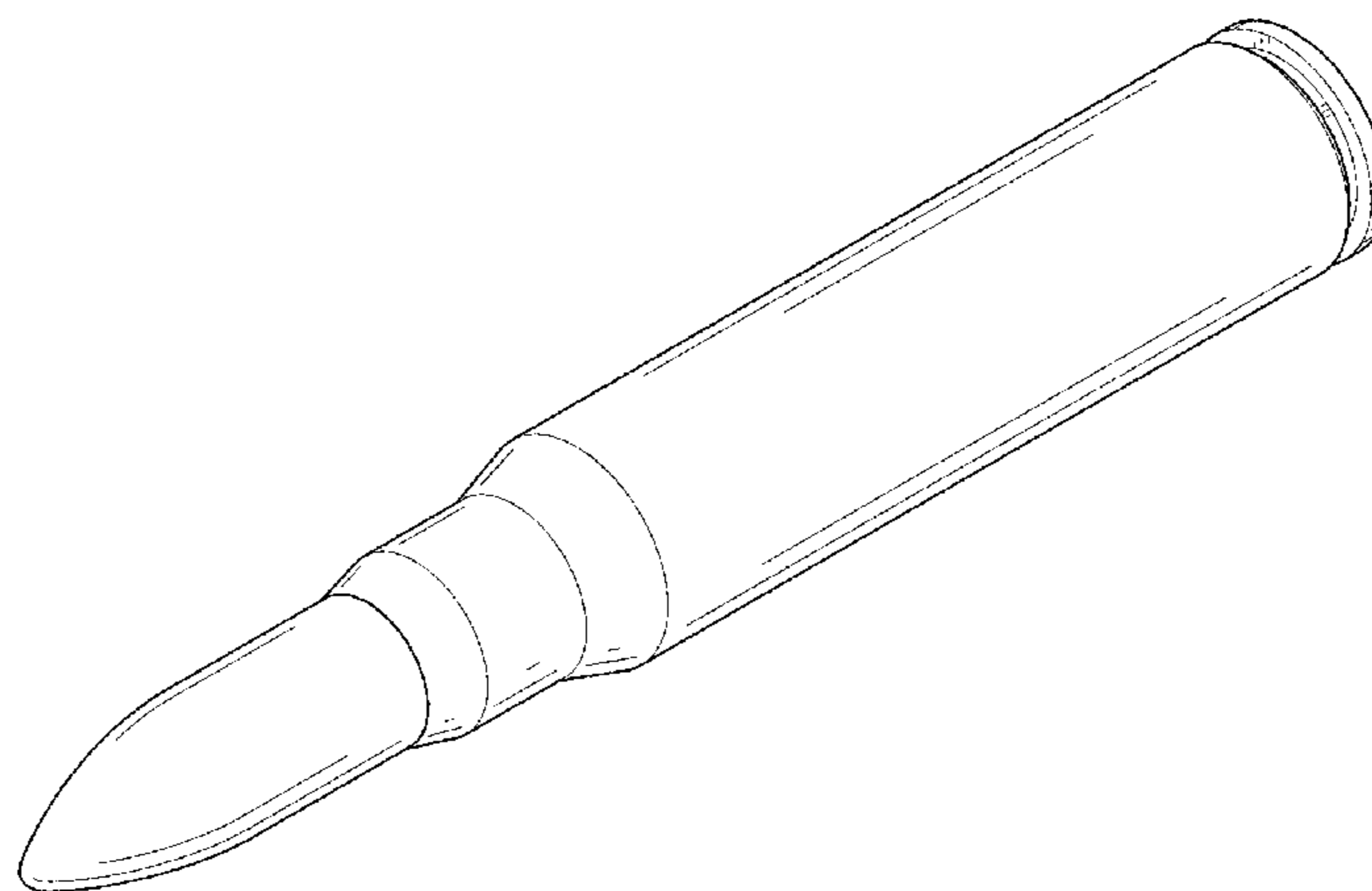


FIG. 14 is an exploded perspective view of the cigar punch according to the present design, shown in a disassembled condition of use.

1 Claim, 7 Drawing Sheets

(56) **References Cited**

U.S. PATENT DOCUMENTS

D762,001 S *	7/2016	Liu	D27/101
D768,802 S *	10/2016	Bowers	D22/116
D772,478 S *	11/2016	Liu	D27/167
D773,009 S *	11/2016	Bowers	D22/116
D774,693 S *	12/2016	Liu	D27/162
D781,394 S *	3/2017	Bowers	D22/116
2011/0146696 A1 *	6/2011	Dipple	A24F 13/26 131/255
2014/0311332 A1 *	10/2014	Carlson	F41A 5/18 89/191.01
2015/0007698 A1 *	1/2015	Crane	B67B 7/16 81/3.55
2015/0144019 A1 *	5/2015	Andersson	F42B 12/74 102/514
2016/0076771 A1 *	3/2016	Talboys	F23Q 2/32 431/253

* cited by examiner

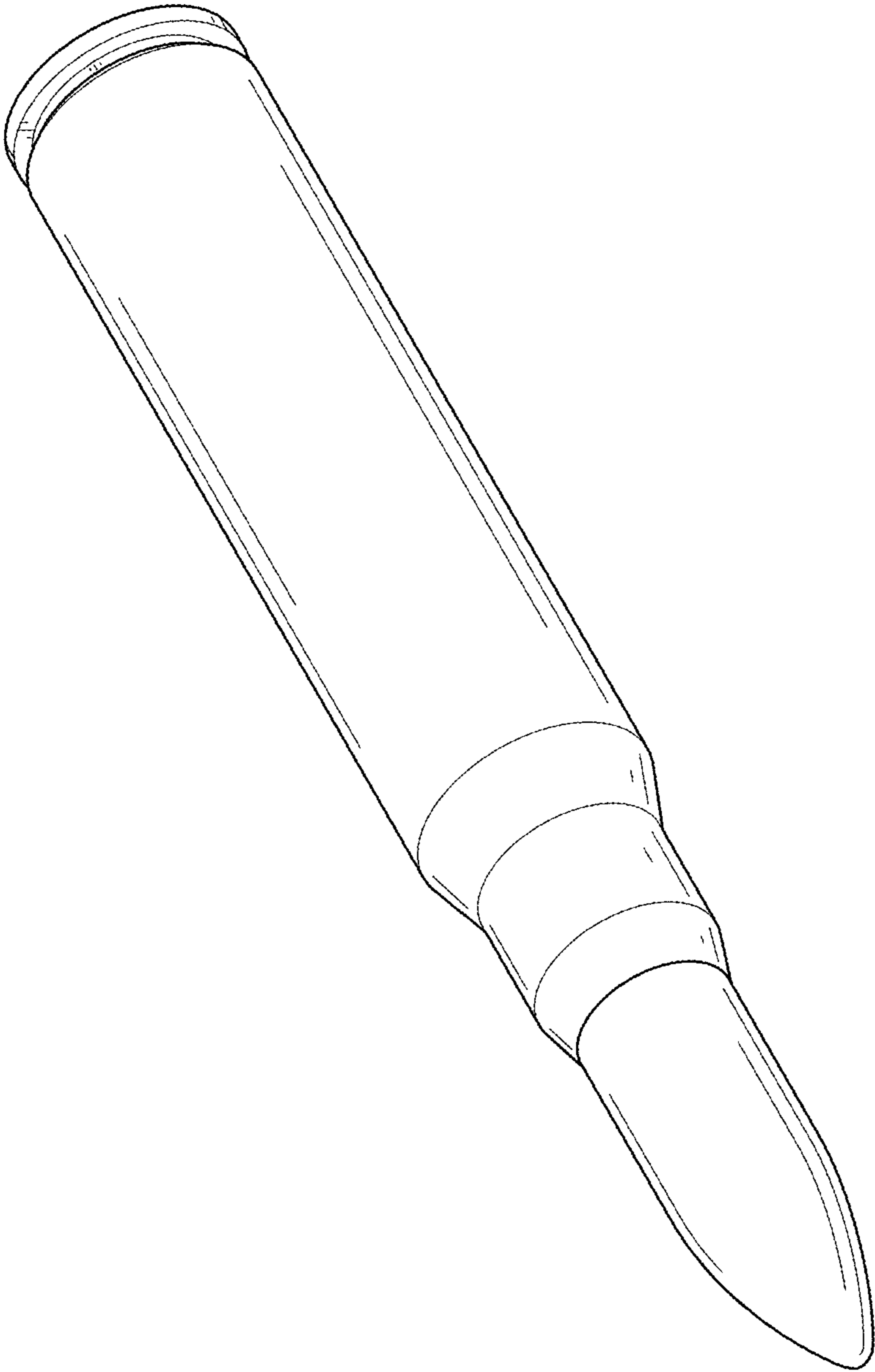


FIG. 1

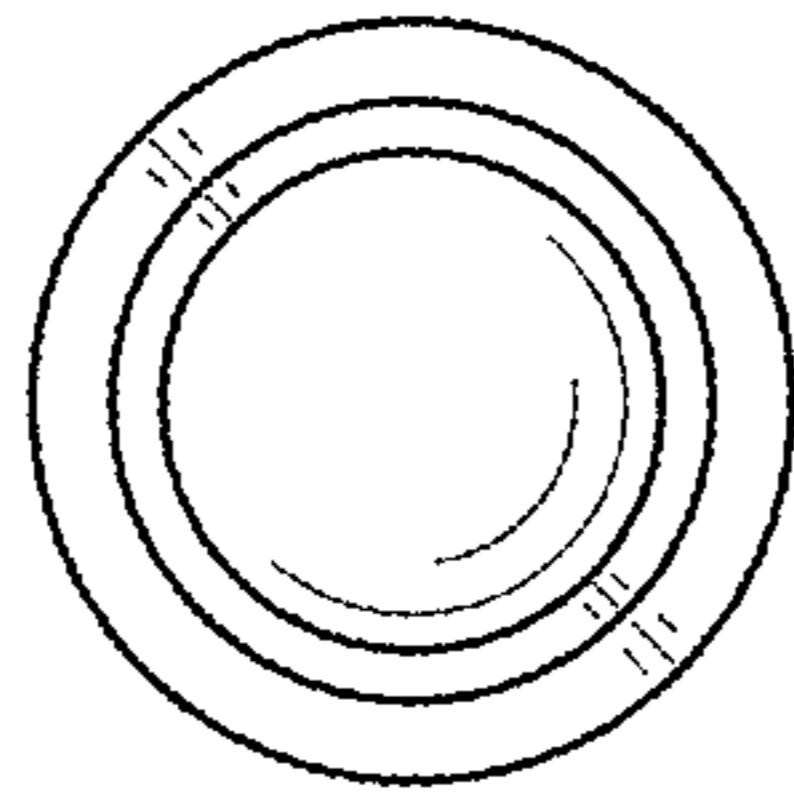


FIG. 2

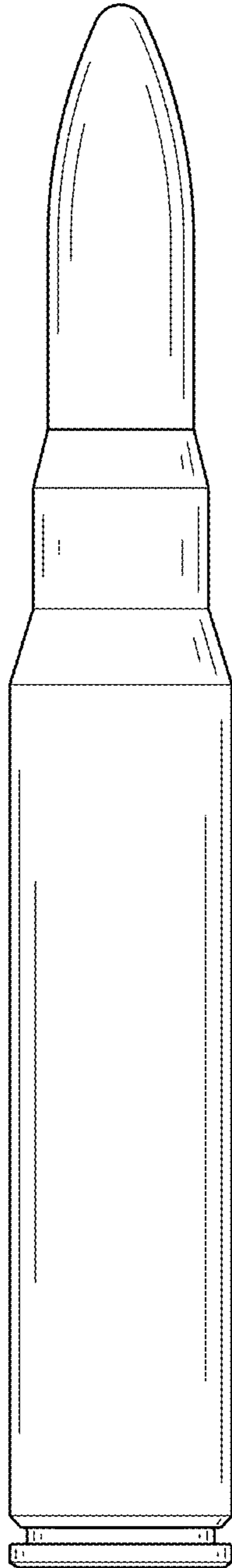


FIG. 3

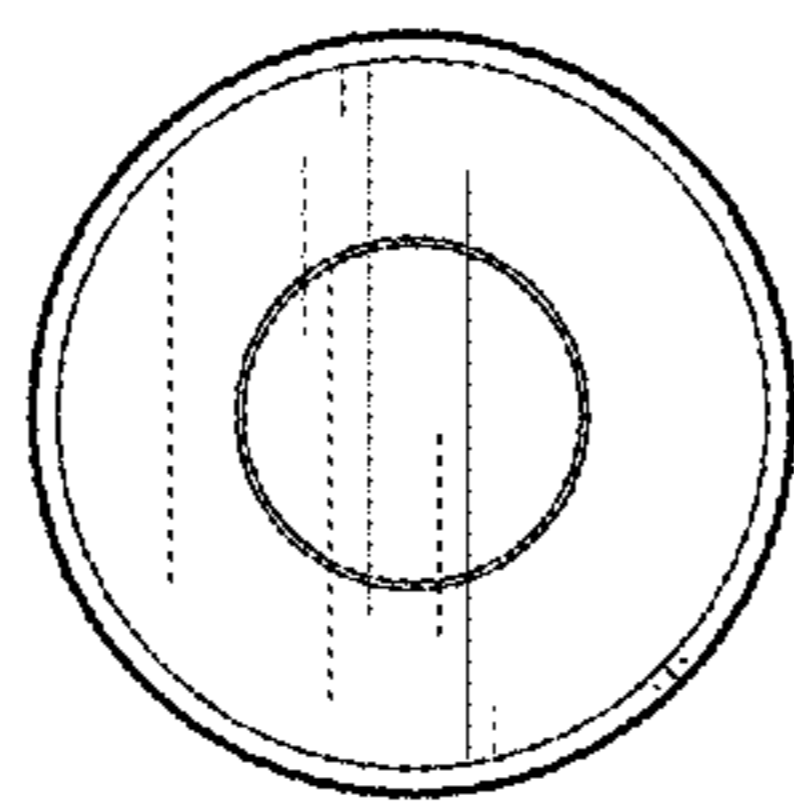


FIG. 4

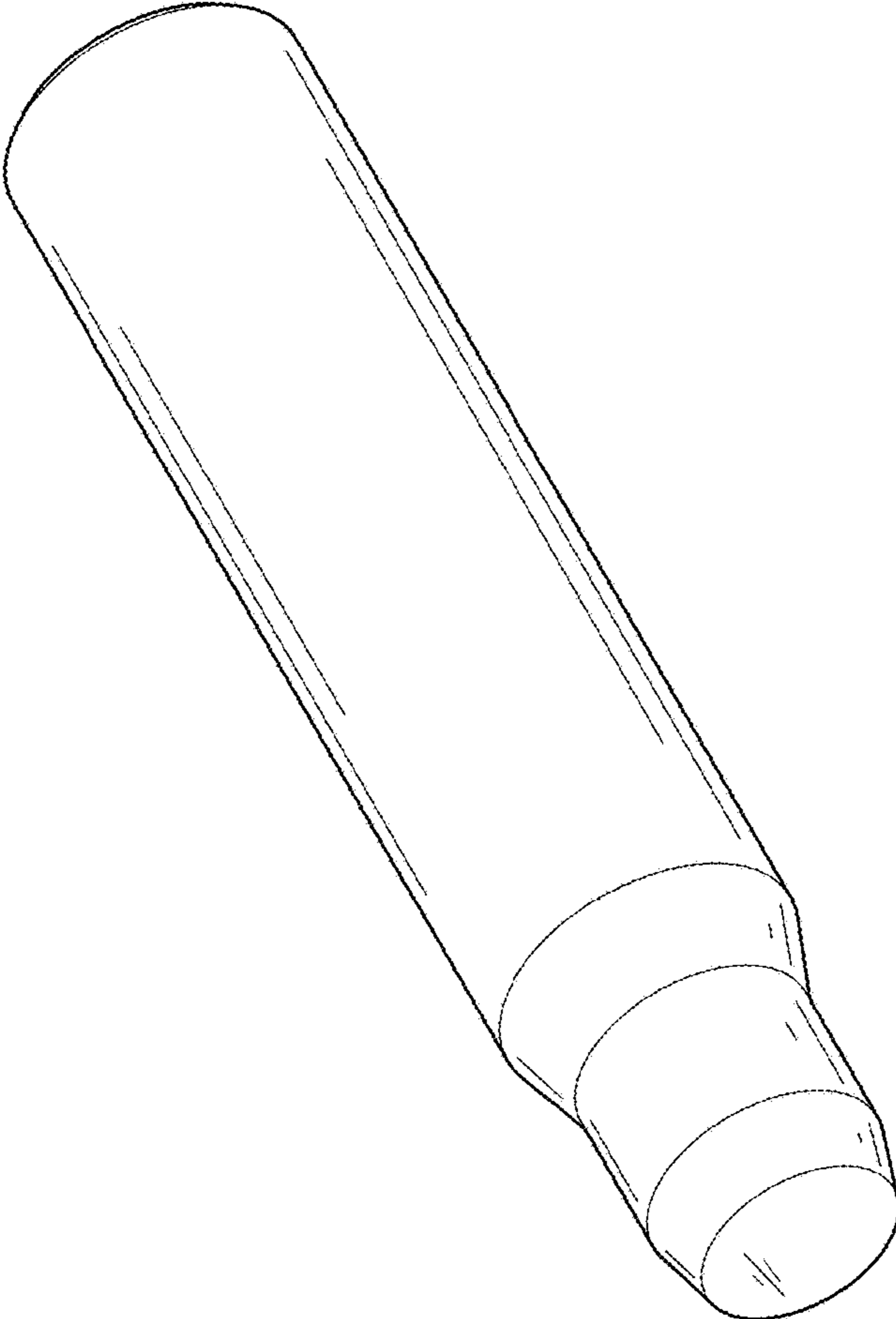


FIG. 5

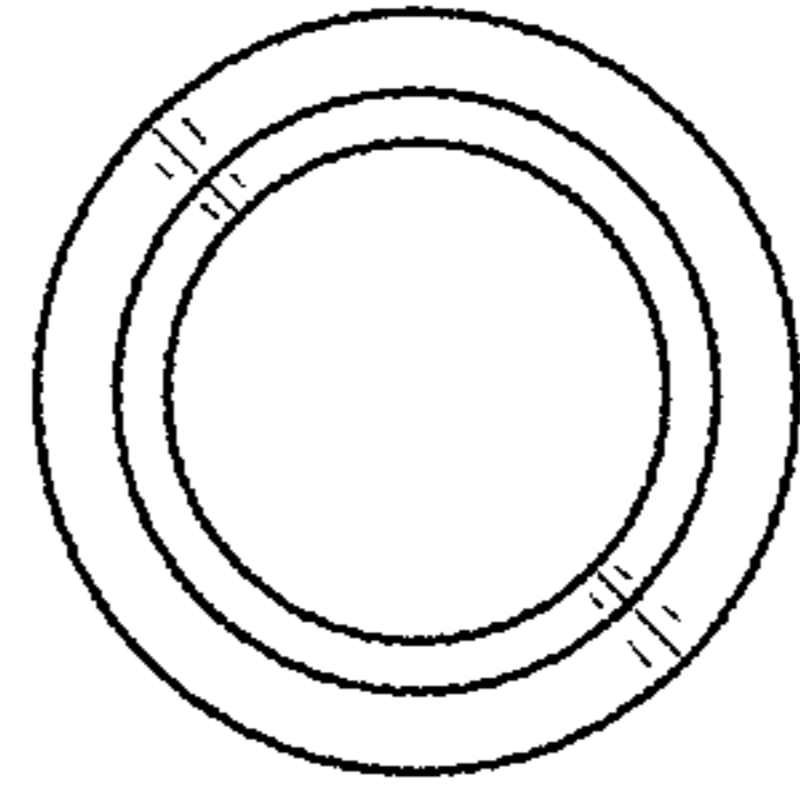


FIG. 6




FIG. 7

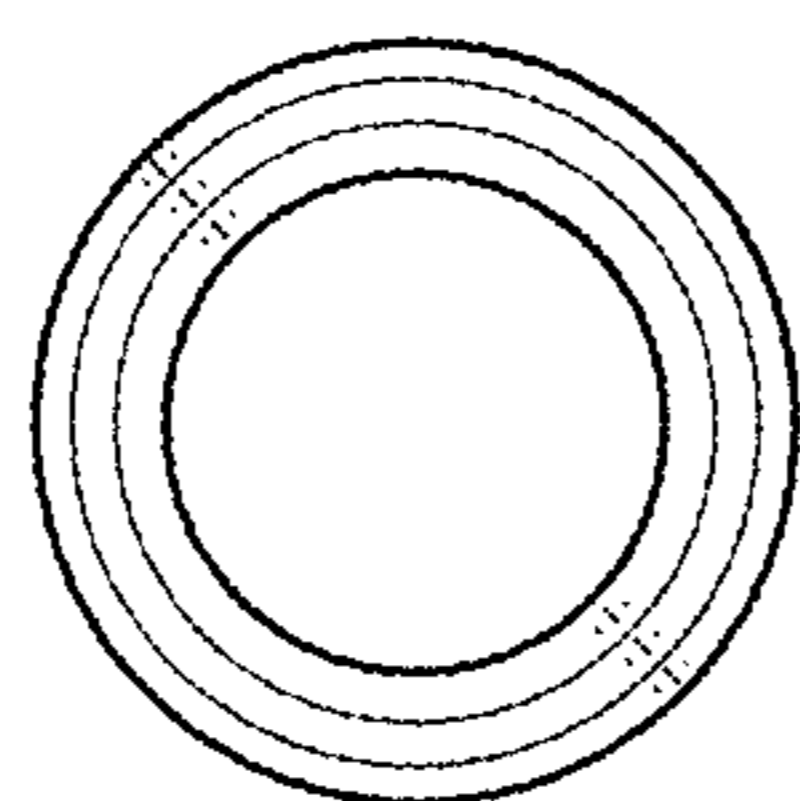


FIG. 8

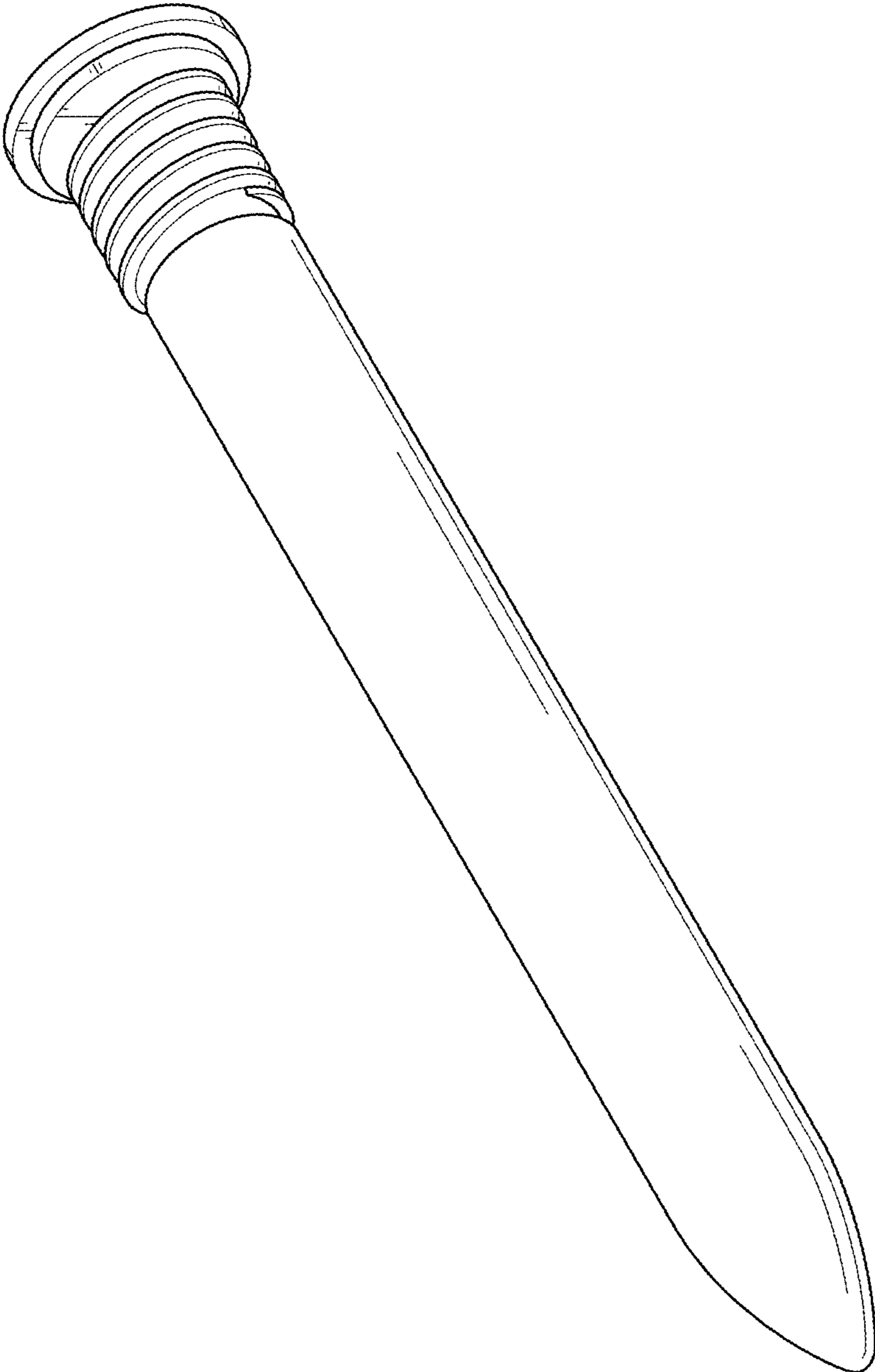


FIG. 9

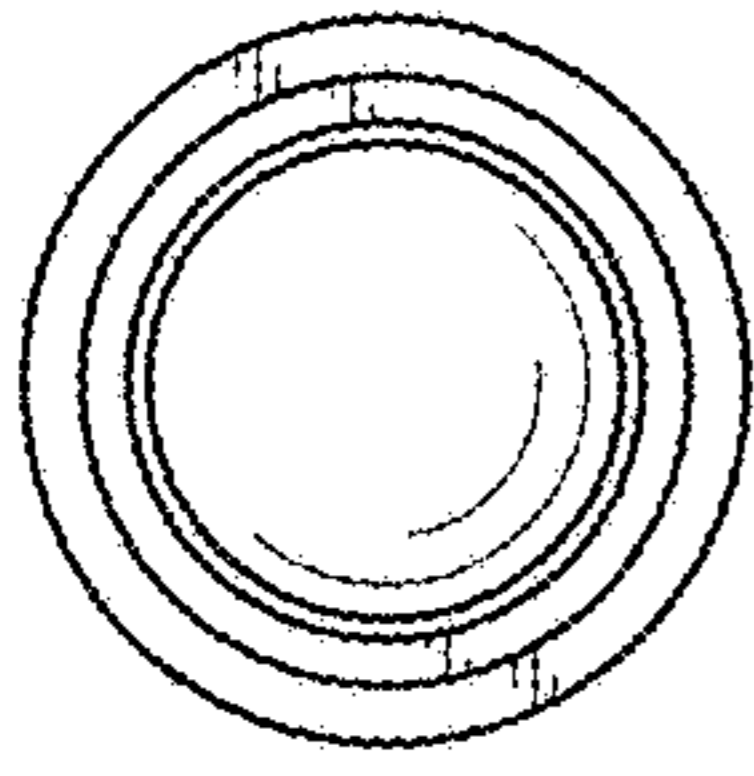


FIG. 10

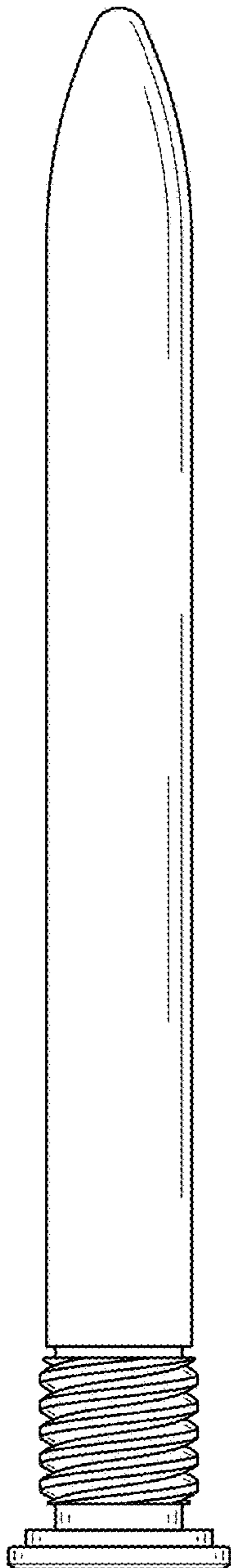


FIG. 11

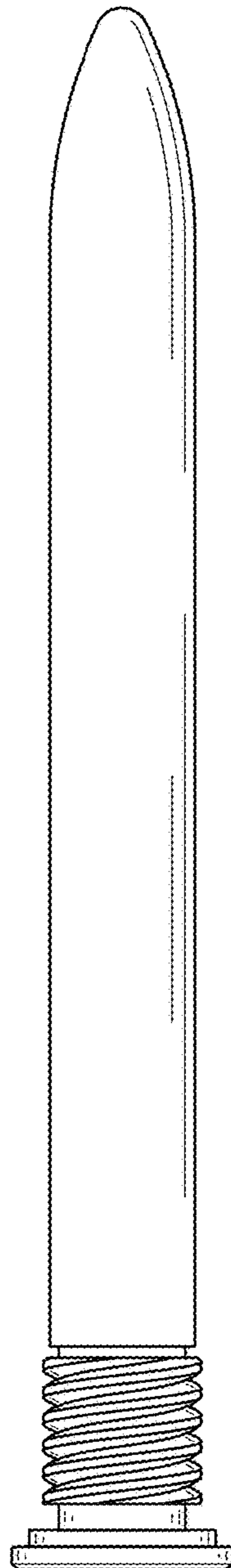


FIG. 12

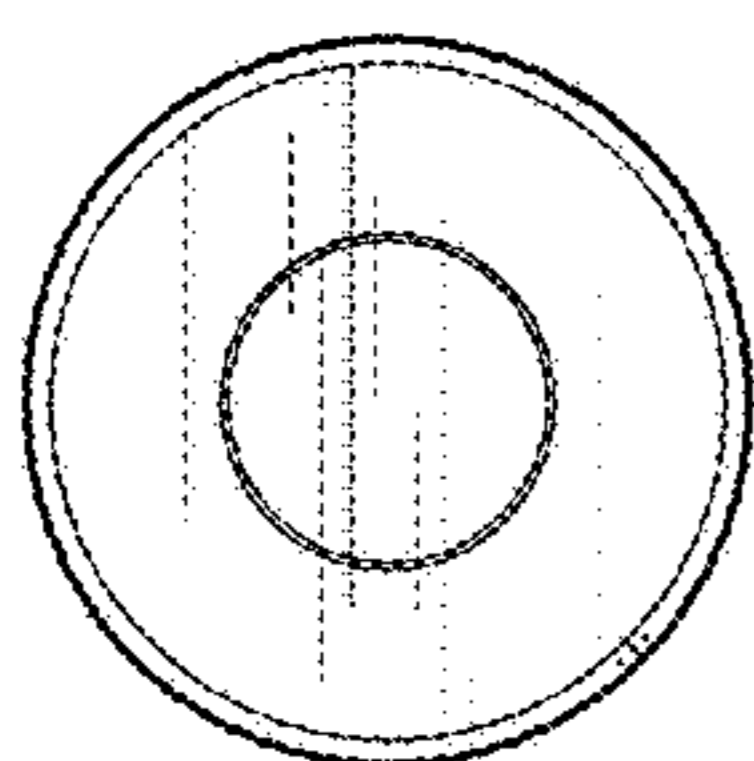


FIG. 13

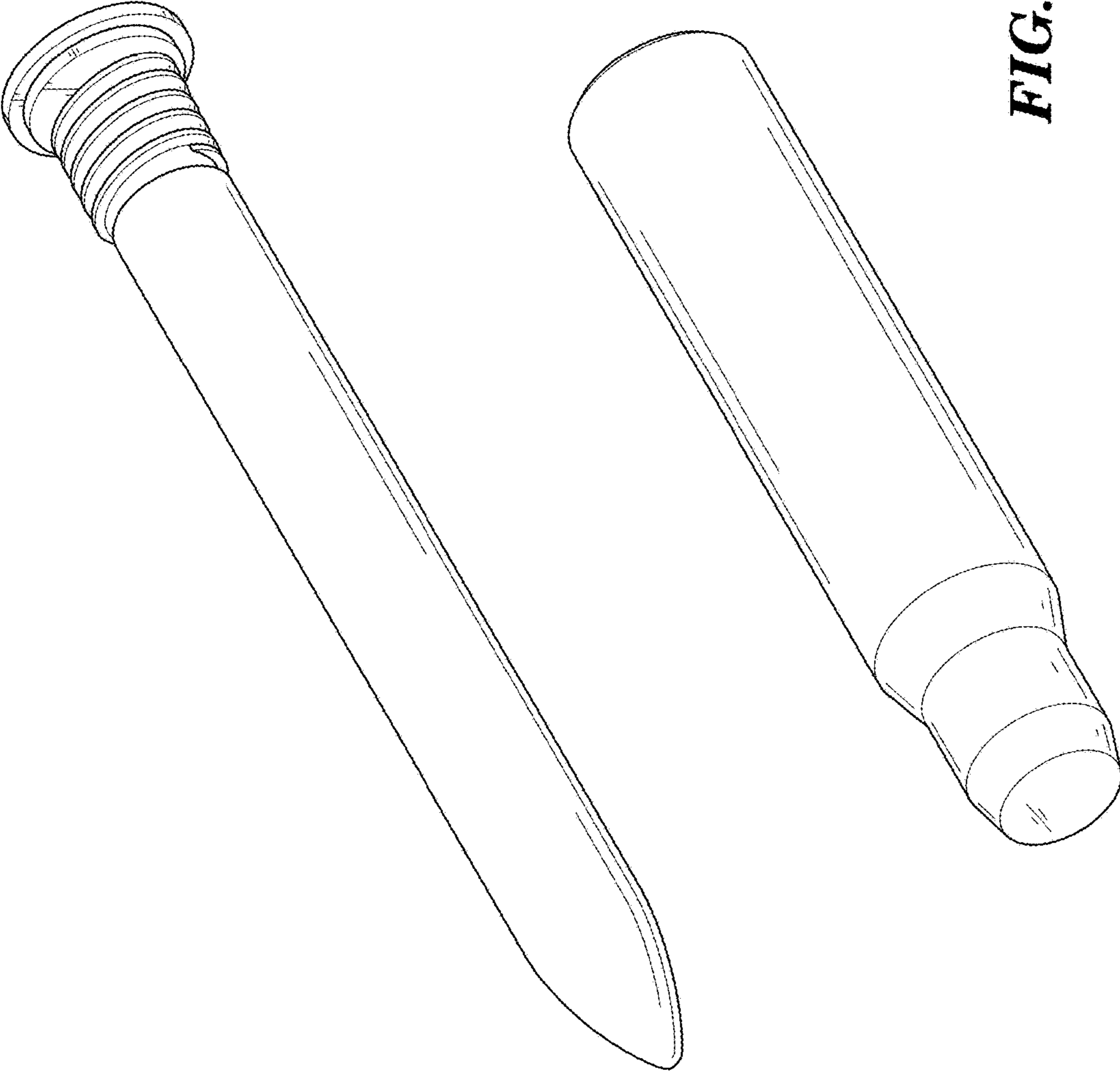


FIG. 14