



US00D814690S

(12) **United States Design Patent**
Navone

(10) **Patent No.:** **US D814,690 S**

(45) **Date of Patent:** **** Apr. 3, 2018**

(54) **LAMP**
(71) Applicant: **FONTANAARTE S.p.A.**, Corsico
(Milan) (IT)
(72) Inventor: **Paola Navone**, Milan (IT)
(73) Assignee: **Fontanaarte S.p.A.**, Corsico (IT)

D459,020 S * 6/2002 Shen D26/129
D468,052 S * 12/2002 Kitras D26/129
D560,019 S * 1/2008 Myers, Jr. D26/128
D675,371 S * 1/2013 Nowak D26/128
D736,453 S * 8/2015 Motzkin D26/128
D784,596 S * 4/2017 Toso D26/130
D796,731 S * 9/2017 Sonneman D26/118

(**) Term: **15 Years**

* cited by examiner

(21) Appl. No.: **29/585,843**

Primary Examiner — Brian N. Vinson
(74) *Attorney, Agent, or Firm* — Thomas | Horstemeyer,
LLP

(22) Filed: **Nov. 29, 2016**

(51) **LOC (11) Cl.** **26-99**

(52) **U.S. Cl.**
USPC **D26/129**

(57) **CLAIM**

The ornamental design for a lamp, as shown and described.

(58) **Field of Classification Search**
USPC D26/81-91, 118, 128, 113, 120, 122,
D26/123, 129, 130, 134
CPC F21S 8/04; F21S 8/043; F21S 8/046; F21S
8/06; F21S 8/061; F21S 8/063; F21S
8/065; G09F 13/00
See application file for complete search history.

DESCRIPTION

FIG. 1 is a perspective view of the lamp showing my new design;
FIG. 2 is a side view thereof;
FIG. 3 is another side view thereof;
FIG. 4 is another side view thereof;
FIG. 5 is another side view thereof;
FIG. 6 is a top view thereof; and,
FIG. 7 is a bottom view thereof.

(56) **References Cited**

U.S. PATENT DOCUMENTS

2,629,044 A * 2/1953 Marfisi G09F 13/00
181/141
D422,376 S * 4/2000 Yoshikawa D26/130

1 Claim, 7 Drawing Sheets






FIG. 1




FIG. 2




FIG. 3




FIG. 4




FIG. 5

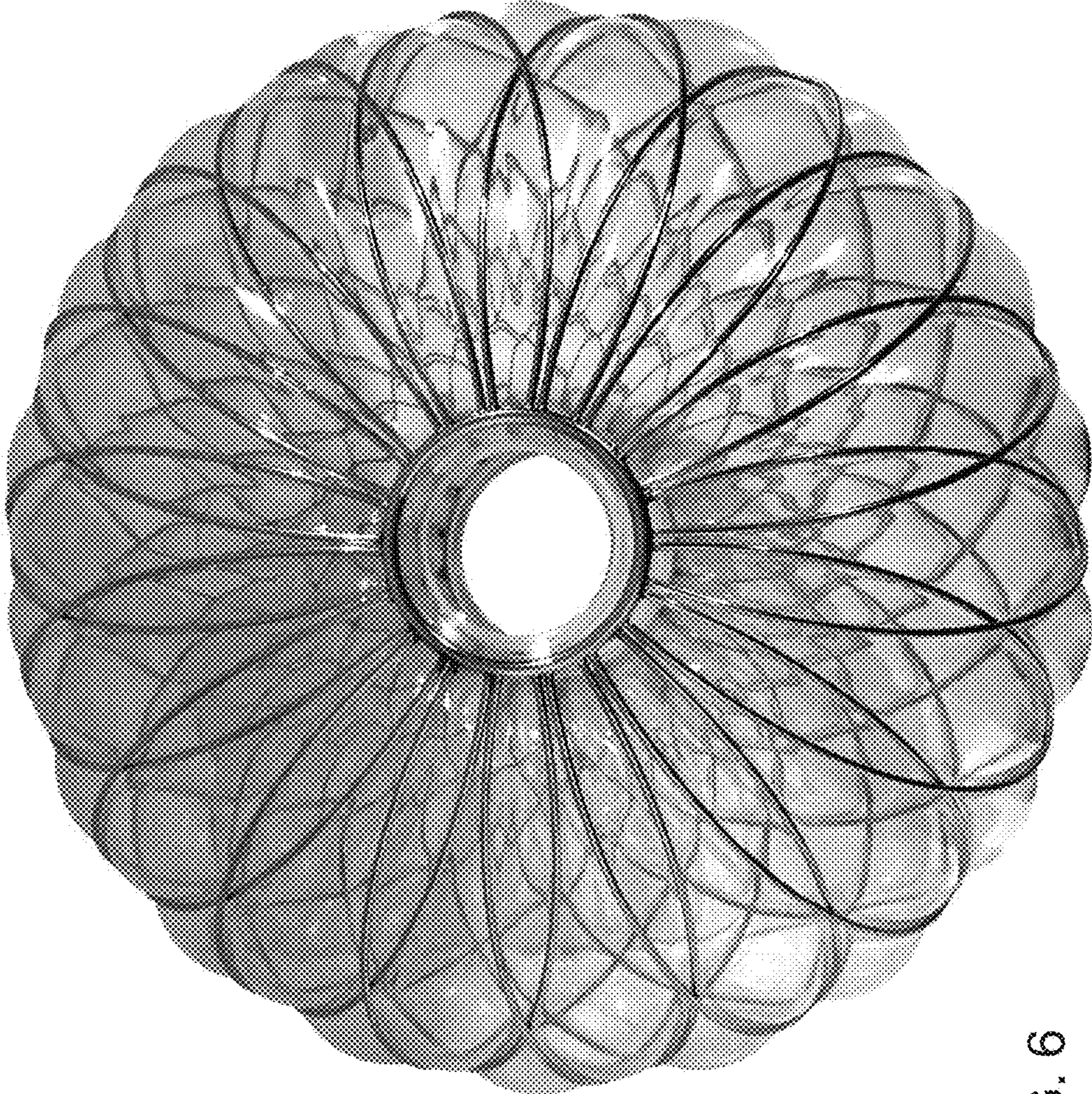


FIG. 6




FIG. 7