



US00D814689S

(12) **United States Design Patent**
Navone

(10) **Patent No.:** **US D814,689 S**

(45) **Date of Patent:** **** Apr. 3, 2018**

(54) **LAMP**

(71) Applicant: **FONTANAARTE S.p.A.**, Corsico
(Milan) (IT)

(72) Inventor: **Paola Navone**, Milan (IT)

(73) Assignee: **Fontanaarte S.p.A.**, Corsico (IT)

(**) Term: **15 Years**

(21) Appl. No.: **29/585,833**

(22) Filed: **Nov. 29, 2016**

(51) **LOC (11) Cl.** **26-99**

(52) **U.S. Cl.**
USPC **D26/129**

(58) **Field of Classification Search**
USPC D26/81-91, 118, 128, 113, 120, 122,
D26/123, 129, 130, 134
CPC F21S 8/04; F21S 8/043; F21S 8/046; F21S
8/06; F21S 8/061; F21S 8/063; F21S
8/065

See application file for complete search history.

(56) **References Cited**

U.S. PATENT DOCUMENTS

D494,310 S * 8/2004 Cline D26/128
D568,530 S * 5/2008 Ly D26/128

D596,334 S * 7/2009 Sabernig D26/88
D683,067 S * 5/2013 Wanders D26/128
D698,990 S * 2/2014 Chen D26/128
D797,356 S * 9/2017 Sonneman D26/118

* cited by examiner

Primary Examiner — Brian N. Vinson

(74) *Attorney, Agent, or Firm* — Thomas | Horstemeyer,
LLP

(57) **CLAIM**

The ornamental design for a lamp, as shown and described.

DESCRIPTION

FIG. 1 is a perspective view of the lamp showing my new design;

FIG. 2 is a side view thereof;

FIG. 3 is another side view thereof;


FIG. 4 is another side view thereof;

FIG. 5 is another side view thereof;

FIG. 6 is a top view thereof; and,

FIG. 7 is a bottom view thereof.

1 Claim, 7 Drawing Sheets






FIG. 1




FIG. 2




FIG. 3




FIG. 4




FIG. 5




FIG. 6

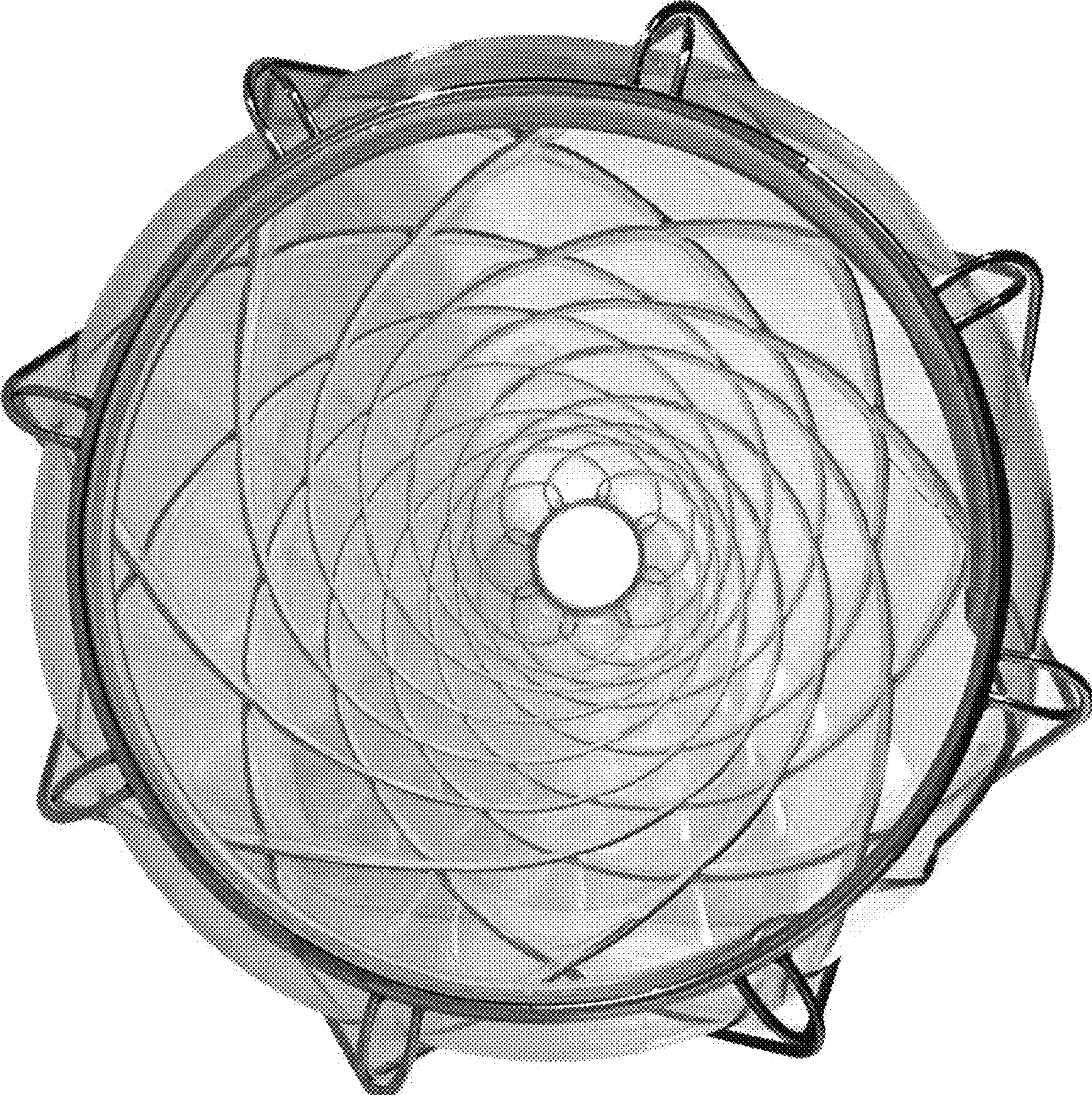


FIG. 7