



US00D814683S

(12) **United States Design Patent**  
**Huyghe**

(10) **Patent No.:** **US D814,683 S**

(45) **Date of Patent:** **\*\* Apr. 3, 2018**

(54) **LIGHTING FIXTURE**

(71) Applicant: **KONINKLIJKE PHILIPS N.V.**,  
Eindhoven (NL)

(72) Inventor: **Jeffrey Huyghe**, Heule (BE)

(73) Assignee: **PHILIPS LIGHTING HOLDING**  
**B.V.**, Eindhoven (NL)

(\*\*) Term: **15 Years**

(21) Appl. No.: **35/500,739**

(22) Filed: **Sep. 25, 2015**

(80) **Hague Agreement Data**

Int. Filing Date: **Sep. 25, 2015**  
Int. Reg. No.: **DM/087672**  
Int. Reg. Date: **Sep. 25, 2015**  
Int. Reg. Pub. Date: **Mar. 25, 2016**

(30) **Foreign Application Priority Data**

Aug. 26, 2015 (EM) ..... 002760520-0006

(51) **LOC (11) Cl.** ..... **26-03**

(52) **U.S. Cl.**  
USPC ..... **D26/86**

(58) **Field of Classification Search**

USPC ..... D26/81-91, 143, 144  
CPC .... F21S 8/04; F21S 8/043; F21S 8/046; F21S  
8/06; F21S 8/061; F21S 8/063; F21S  
8/065

See application file for complete search history.

(56) **References Cited**

**U.S. PATENT DOCUMENTS**

D619,750 S \* 7/2010 Lewis ..... D26/86  
D620,174 S \* 7/2010 Sabernig ..... D26/83

D620,175 S \* 7/2010 Sabernig ..... D26/83  
D620,630 S \* 7/2010 Sabernig ..... D26/86  
D642,318 S \* 7/2011 Mancini ..... D26/83  
D644,369 S \* 8/2011 Verelst ..... D26/83  
D646,415 S \* 10/2011 Wauters ..... D26/63  
D646,819 S \* 10/2011 Heyrman ..... D26/63  
D647,658 S \* 10/2011 Wauters ..... D26/63  
D655,445 S \* 3/2012 Sabernig ..... D26/113  
D655,446 S \* 3/2012 Sabernig ..... D26/113  
D655,447 S \* 3/2012 Sabernig ..... D26/113  
D662,247 S \* 6/2012 Wauters ..... D26/83  
8,733,969 B2 \* 5/2014 Bryan ..... F21S 8/03  
257/88

\* cited by examiner

*Primary Examiner* — Zenia Bennett

(57) **CLAIM**

The ornamental design for a lighting fixture, as shown and described.

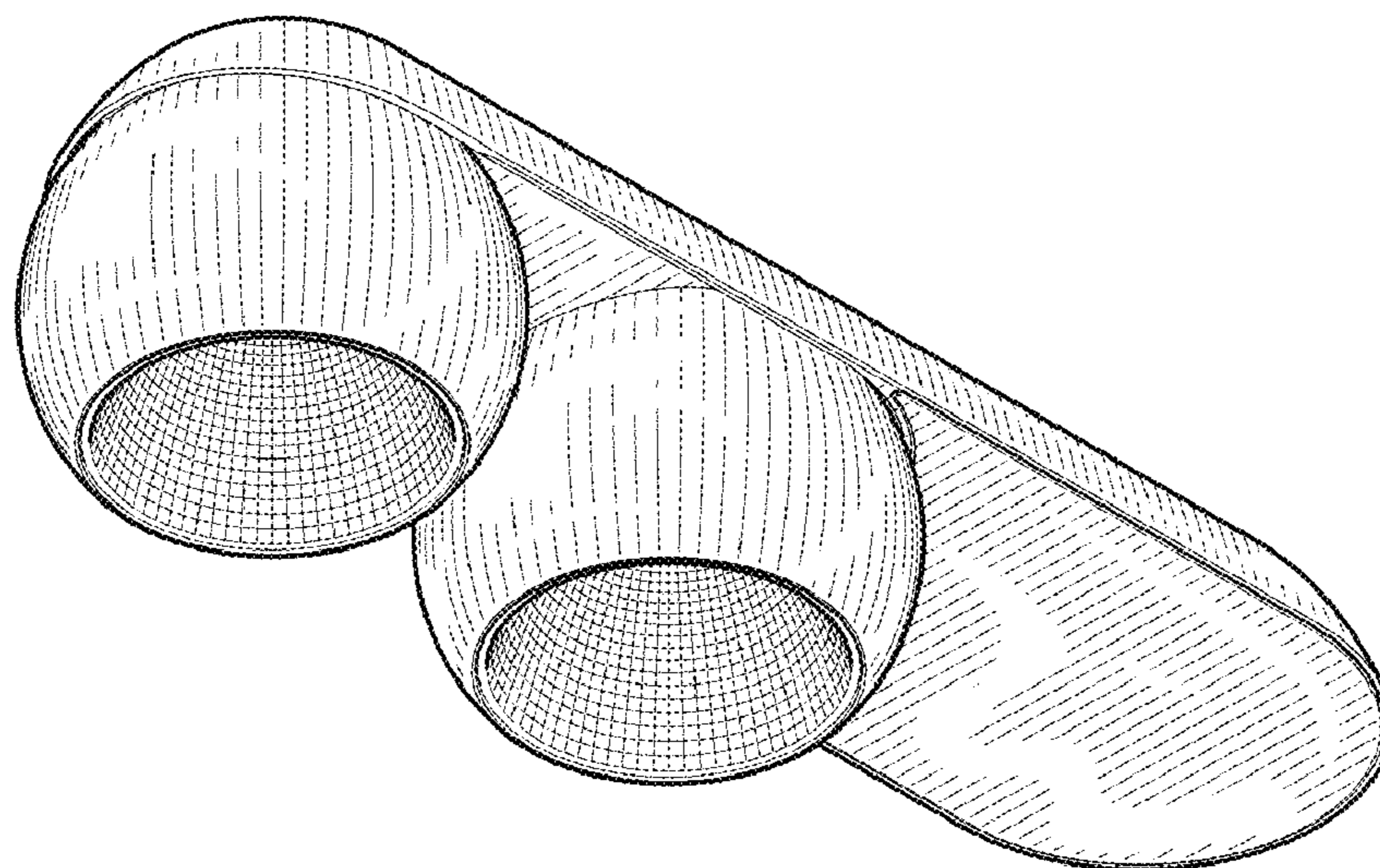
**DESCRIPTION**

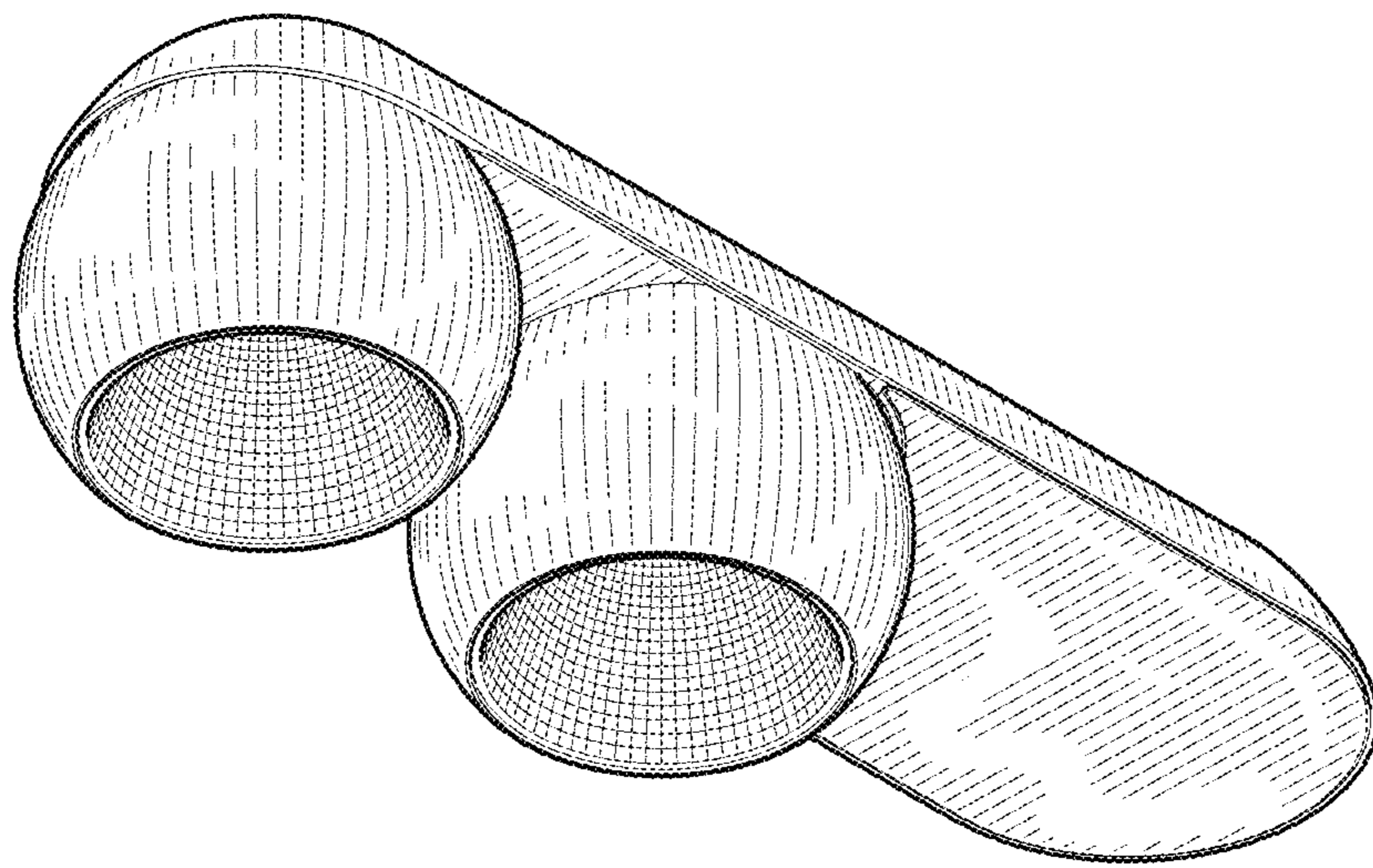
1. Lighting fixture

Fig. 1.1 is a perspective view;  
Fig. 1.2 is a left side elevation view;  
Fig. 1.3 is a right side elevation view;  
Fig. 1.4 is a front elevation view;  
Fig. 1.5 is a rear elevation view;  
Fig. 1.6 is a bottom plan view;  
Fig. 1.7 is a top plan view.

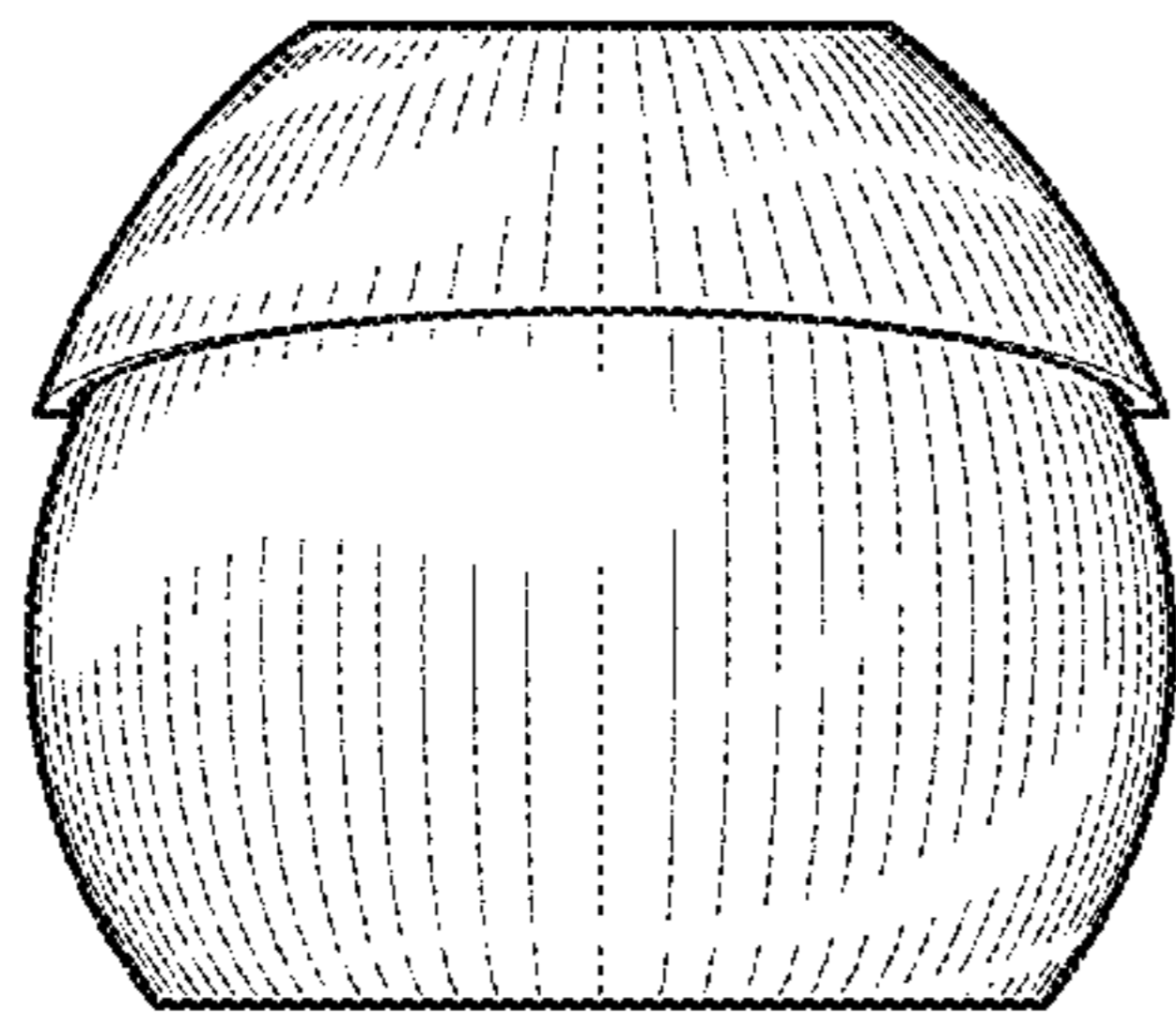
The dash-dot-dash broken lines shown represent the bounds of the claim and forms no part thereof and the dashed broken lines shown therein illustrate portions of the luminaire that form no part of the claimed design.

**1 Claim, 4 Drawing Sheets**

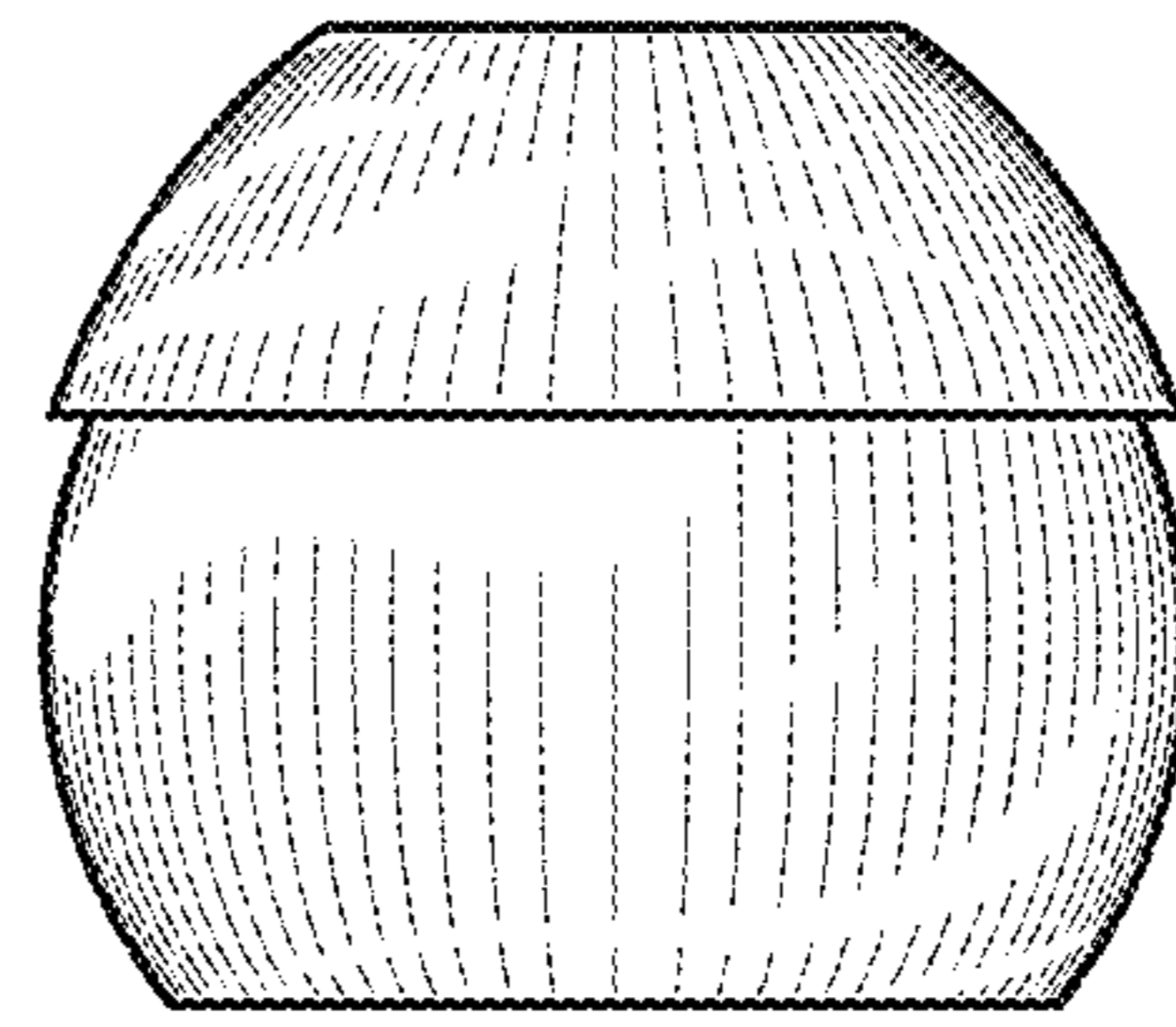




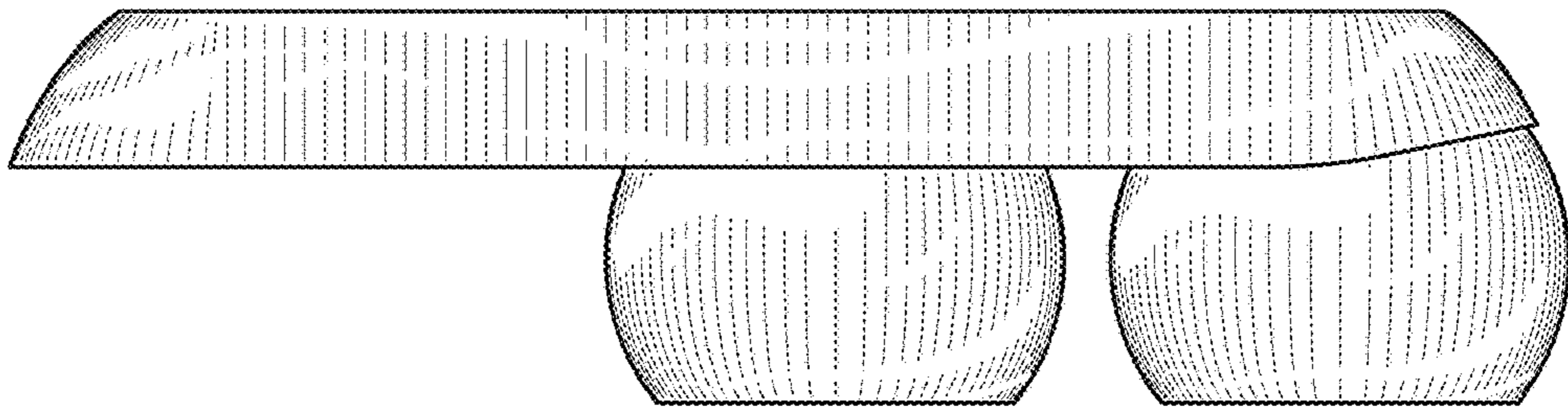
1.1



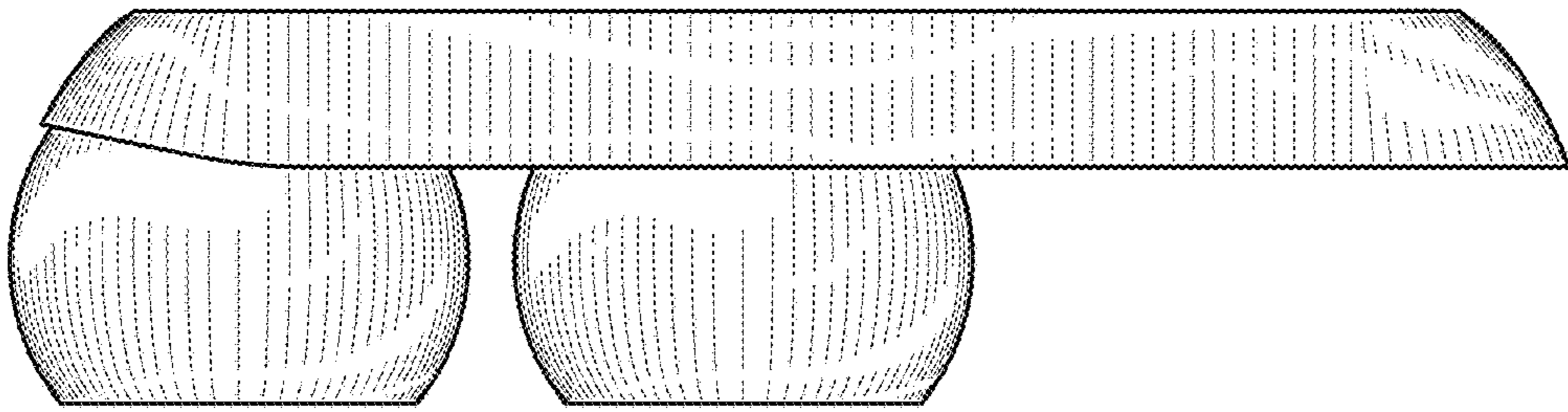
1.2



1.3

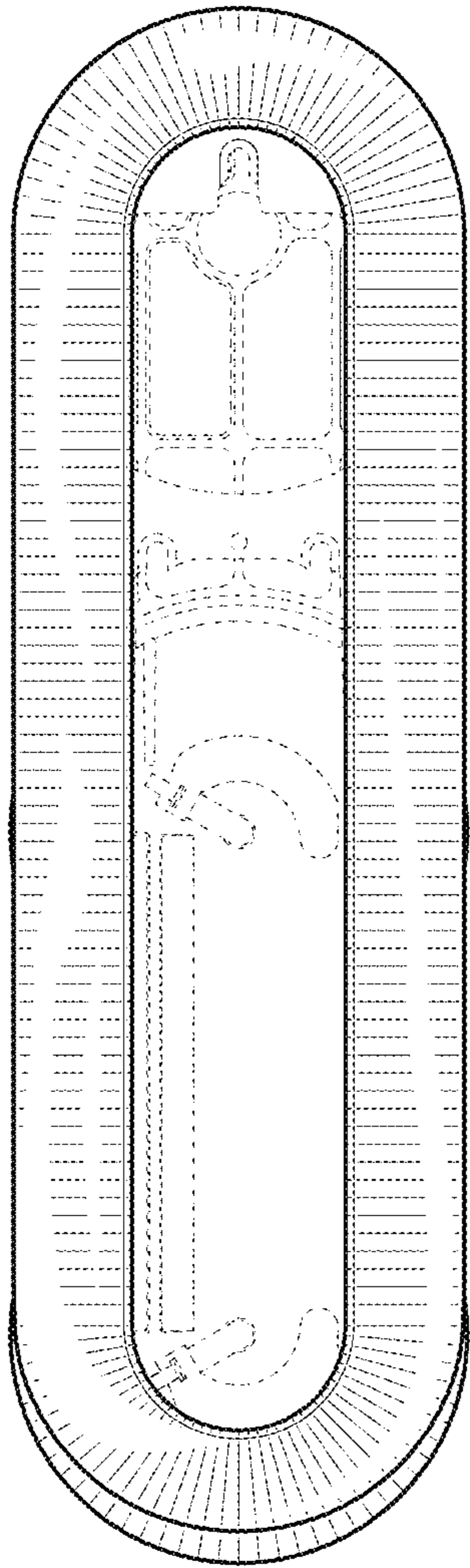


1.4

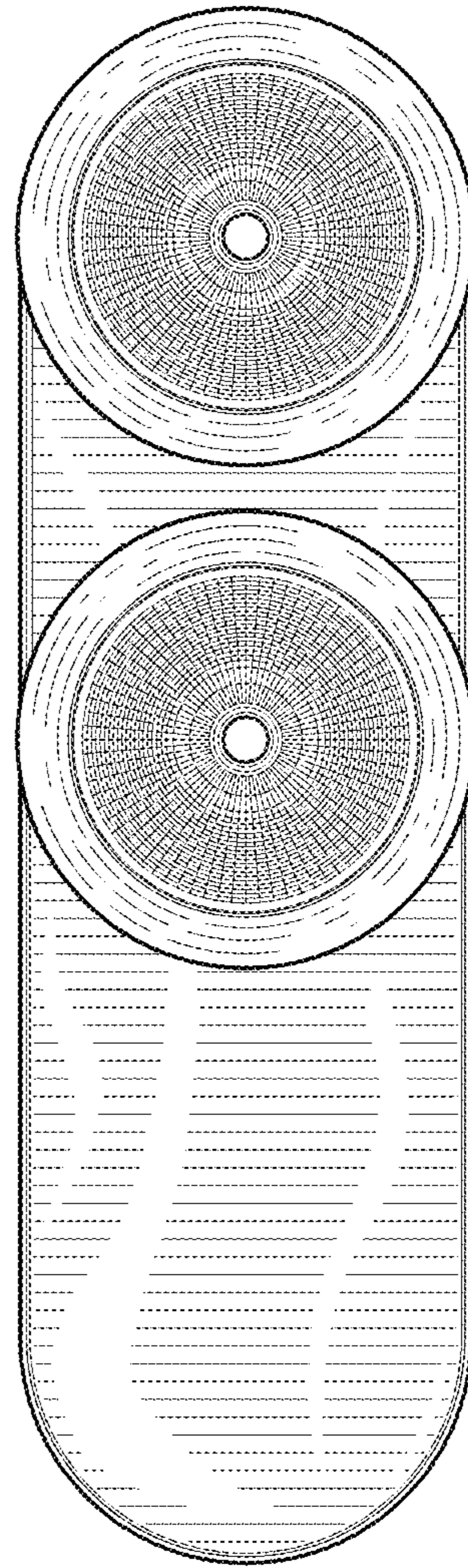


1.5





1.6



1.7