



US00D814669S

(12) **United States Design Patent** (10) **Patent No.:** **US D814,669 S**
Scoda (45) **Date of Patent:** **** Apr. 3, 2018**

(54) **EMERGENCY LIGHT STRAP**
(71) Applicant: **Michael Scoda**, Morganville, NJ (US)
(72) Inventor: **Michael Scoda**, Morganville, NJ (US)

D668,808 S * 10/2012 Hoover D26/60
9,115,858 B2 * 8/2015 Levante F21S 4/005
D737,714 S * 9/2015 Lutze D10/115
D762,887 S * 8/2016 Hawkins D26/24
D768,892 S * 10/2016 Lockart D26/25
D777,356 S * 1/2017 Maas F21V 11/02
D26/24

(**) Term: **15 Years**

* cited by examiner

(21) Appl. No.: **29/582,797**

Primary Examiner — Brian N. Vinson

(22) Filed: **Oct. 31, 2016**

(74) *Attorney, Agent, or Firm* — Dunlap Bennett & Ludwig PLLC

(51) **LOC (11) Cl.** **26-01**

(52) **U.S. Cl.**
USPC **D26/25; D10/115**

(57) **CLAIM**

The ornamental design for an emergency light strap, as shown and described.

(58) **Field of Classification Search**
USPC D26/1, 24, 25, 60, 113, 118, 10, 131,
D26/138; D10/109.1, 111, 114.1, 115,
D10/121

DESCRIPTION

CPC F21S 4/003; F21S 4/00; F21S 8/00; F21S
4/005; F21V 23/002; F21V 23/00; F21V
21/00; F21V 21/08; F21V 33/00; F21V
33/0004; F21V 33/0024; F21V 33/0088;
F21V 11/02; E06B 9/262; E06B 9/264;
E06B 9/54; E04F 10/00; F21W 2121/00
See application file for complete search history.

FIG. 1 is a front perspective view of an emergency light strap;
FIG. 2 is a front elevation view thereof;
FIG. 3 is a rear elevation view thereof;
FIG. 4 is a left side elevation view thereof, the right side
elevation view being a mirror image thereof;
FIG. 5 is a top plan view thereof;
FIG. 6 is a bottom plan view thereof; and,
FIG. 7 is a perspective view of the emergency light strap
shown in use.

(56) **References Cited**

U.S. PATENT DOCUMENTS

D212,722 S * 11/1968 Kahn D10/115
D370,740 S * 6/1996 Rance D26/138
D455,224 S * 4/2002 Yando D26/130
D565,750 S * 4/2008 Egawa D26/1
D598,583 S * 8/2009 Levine D26/25
D614,780 S * 4/2010 Huang D26/1

The broken lines showing a traffic light in FIG. 7 depicts environmental subject matter that forms no part of the claimed design, while the remaining broken lines shown in the drawings depict portions of the emergency light strap that form no part of the claimed design.

1 Claim, 3 Drawing Sheets

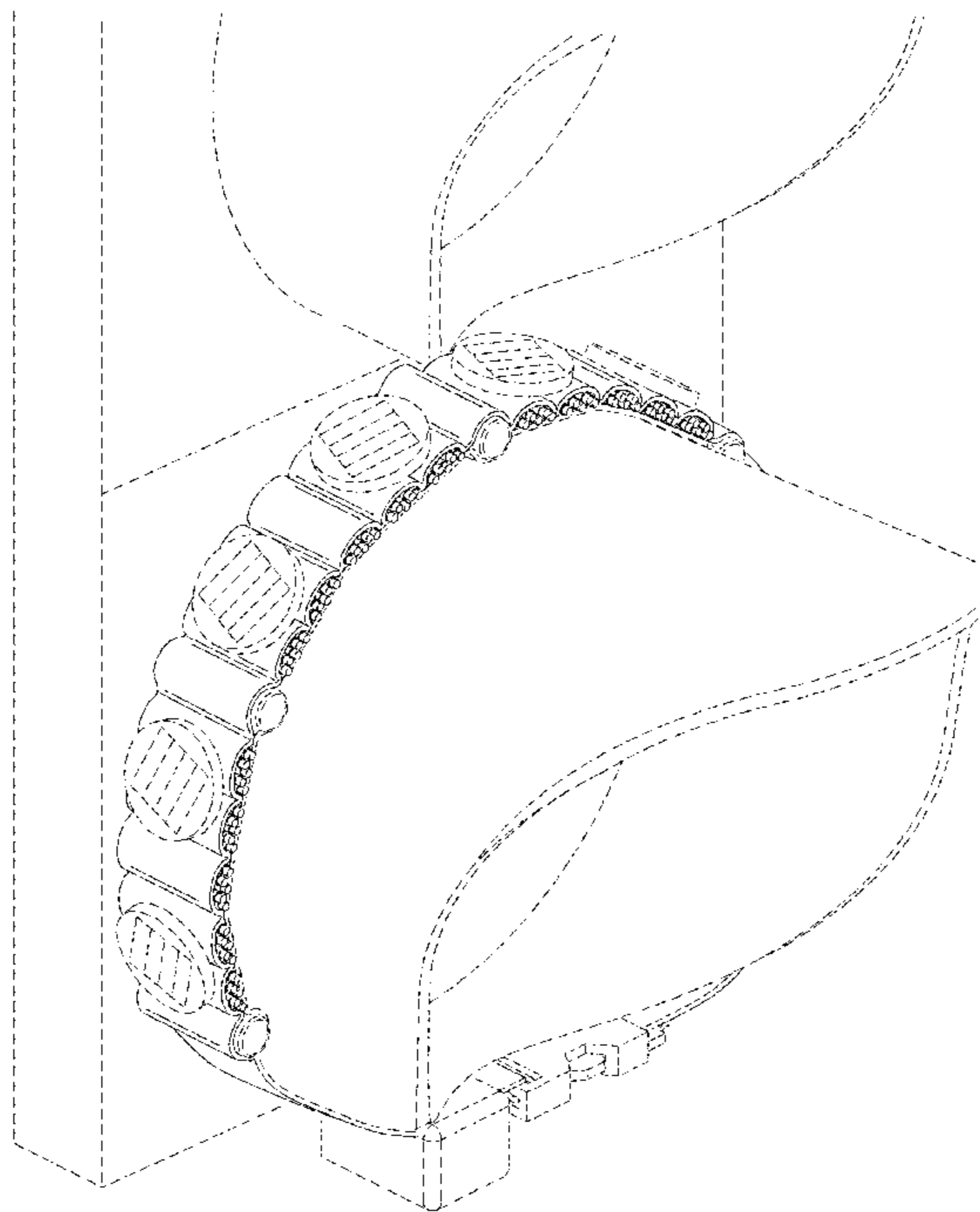


FIG. 1

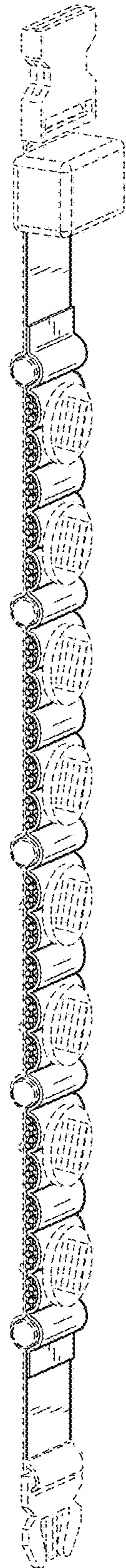


FIG. 2

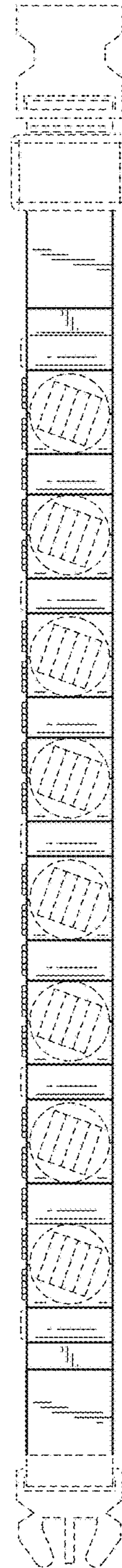


FIG. 3

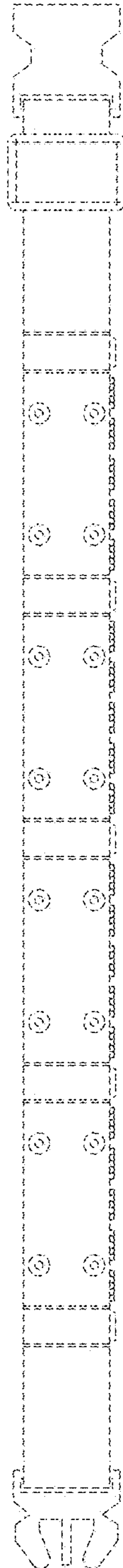


FIG. 4

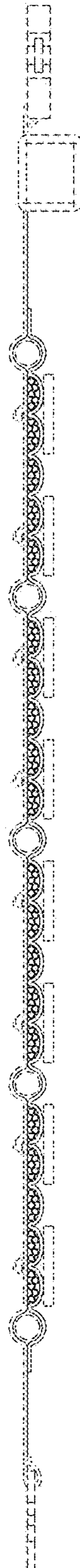


FIG. 5





FIG. 6



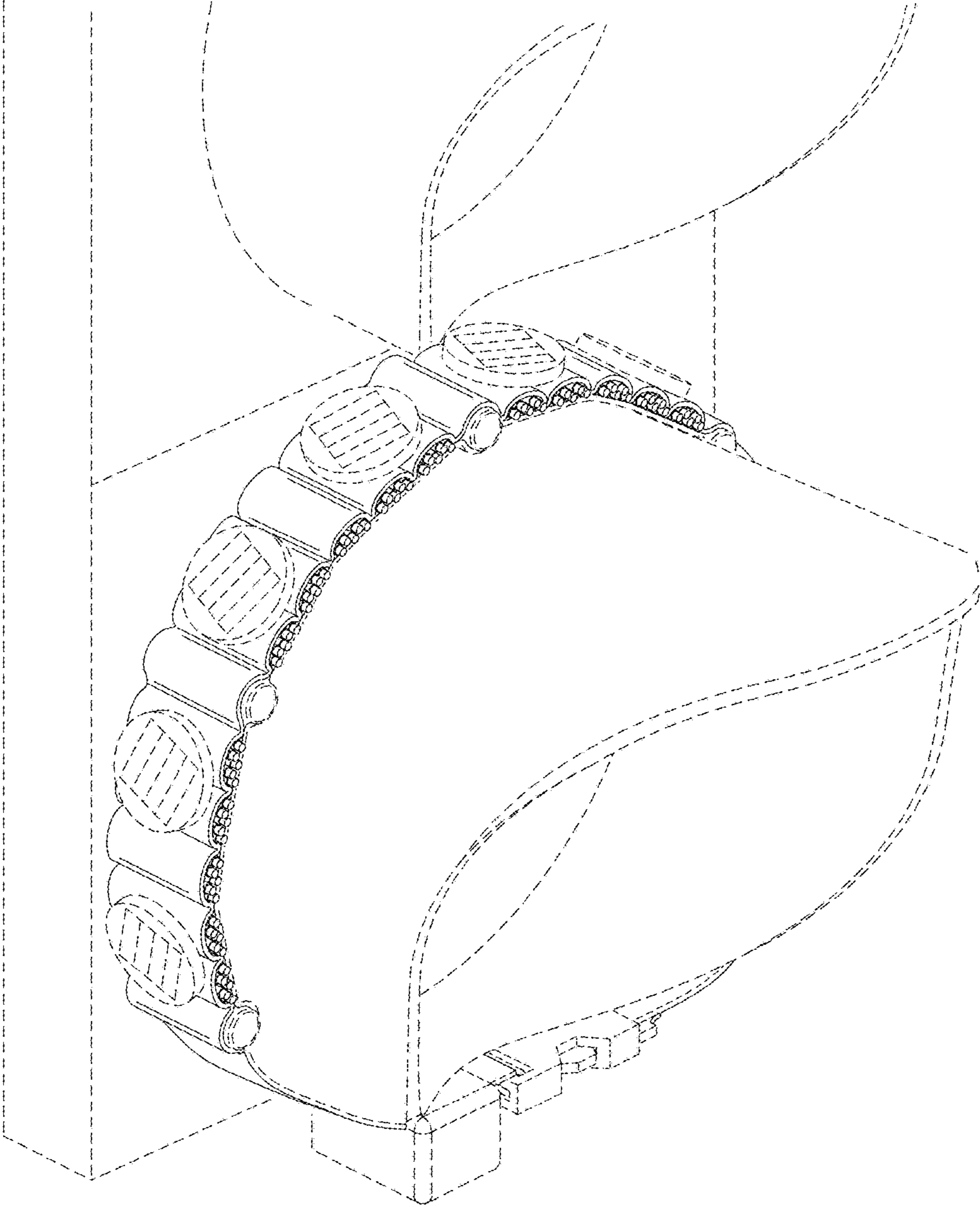


FIG. 7