



US00D814662S

(12) **United States Design Patent** (10) **Patent No.:** **US D814,662 S**
Mussini (45) **Date of Patent:** **** Apr. 3, 2018**

(54) **TILE**

(71) Applicant: **CERAMICHE ATLAS CONCORDE S.p.A.**, Fiorano Modenese (Modena) (IT)

(72) Inventor: **Luca Mussini**, Fiorano Modenese (IT)

(73) Assignee: **CERAMICHE ATLAS CONCORDE S.P.A.**, Fiorano Modenese (Modena) (IT)

(**) Term: **15 Years**

(21) Appl. No.: **29/586,703**

(22) Filed: **Dec. 6, 2016**

(30) **Foreign Application Priority Data**

Jun. 7, 2016 (EM) 003176981

(51) **LOC (11) Cl.** **25-01**

(52) **U.S. Cl.**
USPC **D25/138**

(58) **Field of Classification Search**
USPC D25/138, 139, 140, 143, 144, 145, 147, D25/148, 149, 151, 153, 154, 156, 157, D25/158, 159, 160, 161, 162, 163, 104, D25/113, 103, 105, 106, 48.3, 48.7, 48.8, D25/109; D5/53, 58, 60, 4, 7, 56; 52/306, 307, 316, 389, 746.12; 428/38, 428/49, 156; 181/290
CPC ... E04C 2/30; E04C 2/54; E04C 2/543; E04C 2/365; E04C 2/20; B44F 1/066; B44F 11/04; E04B 9/32; B32B 27/08; B32B 27/36; B32B 27/322; H02S 20/26

See application file for complete search history.

(56) **References Cited**

U.S. PATENT DOCUMENTS

D132,032	S	*	4/1942	Niedner	D5/46
D578,669	S	*	10/2008	Kaump	D25/163
D620,150	S	*	7/2010	Orsi	D25/140
D627,979	S	*	11/2010	White	D5/46
D662,617	S	*	6/2012	Waters	D25/157
D713,979	S	*	9/2014	Martin	D25/138
D739,961	S	*	9/2015	Zuo	D25/138
D750,906	S	*	3/2016	Sullivan	D5/46
D765,427	S	*	9/2016	Blakely	D2/847
D780,463	S	*	3/2017	Bichlmeier	D5/56
D793,098	S	*	8/2017	Collis	D5/56
D804,688	S	*	12/2017	Bracher	D25/163
2015/0247327	A1	*	9/2015	Martin	B44F 7/00 428/156

* cited by examiner

Primary Examiner — Vy Koenig

Assistant Examiner — Kimberly Barnes

(74) *Attorney, Agent, or Firm* — King & Schickli, PLLC

(57) **CLAIM**

The ornamental design for a tile, as shown and described.

DESCRIPTION

FIG. 1 is a front perspective view of a tile, showing my new design;

FIG. 2 is a top view of the tile;



FIG. 3 is a right side view of the tile;

FIG. 4 is a rear view of the tile;

FIG. 5 is a left side view of the tile; and,

FIG. 6 is a front view of the tile.

1 Claim, 3 Drawing Sheets






Fig. 1




Fig. 2



Fig. 3



Fig. 4




Fig. 5



Fig. 6