



US00D814661S

(12) **United States Design Patent**  
**Hayman**

(10) **Patent No.:** **US D814,661 S**

(45) **Date of Patent:** **\*\* Apr. 3, 2018**

(54) **POST SUPPORT**

(71) Applicant: **Subbase Building Technologies Limited**, Kaeo (NZ)

(72) Inventor: **Paul Hayman**, Kaeo (NZ)

(73) Assignee: **SUBBASE BUILDING TECHNOLOGIES LIMITED**, Kaeo (NZ)

(\*\*) Term: **15 Years**

(21) Appl. No.: **29/533,967**

(22) Filed: **Jul. 23, 2015**

(30) **Foreign Application Priority Data**

Jan. 23, 2015 (NZ) ..... 419786

(51) **LOC (11) Cl.** ..... **25-01**

(52) **U.S. Cl.**  
USPC ..... **D25/133**

(58) **Field of Classification Search**  
USPC ..... D25/126-135; 52/127.2, 149, 152, 155,  
52/165, 170; 248/530, 545

See application file for complete search history.

(56) **References Cited**

U.S. PATENT DOCUMENTS

D273,712 S *	5/1984	Ahlqvist .....	D25/133
D389,252 S *	1/1998	Alberson .....	D25/133
D592,765 S *	5/2009	Jeanveau .....	D25/133
D599,915 S *	9/2009	Godwin .....	E04C 3/32 D25/133

\* cited by examiner

*Primary Examiner* — Thomas Johannes

*Assistant Examiner* — Samantha Q Lawrence

(74) *Attorney, Agent, or Firm* — Studebaker & Brackett PC

(57) **CLAIM**

The ornamental design for a post support, as shown and described.

**DESCRIPTION**


FIG. 1 is a top view showing my new design for a post support,

FIG. 2 is a side view thereof, the opposite sides being a mirror image thereof,

FIG. 3 is a bottom view thereof; and,

FIG. 4 is a perspective view thereof.

**1 Claim, 4 Drawing Sheets**






Fig. 1

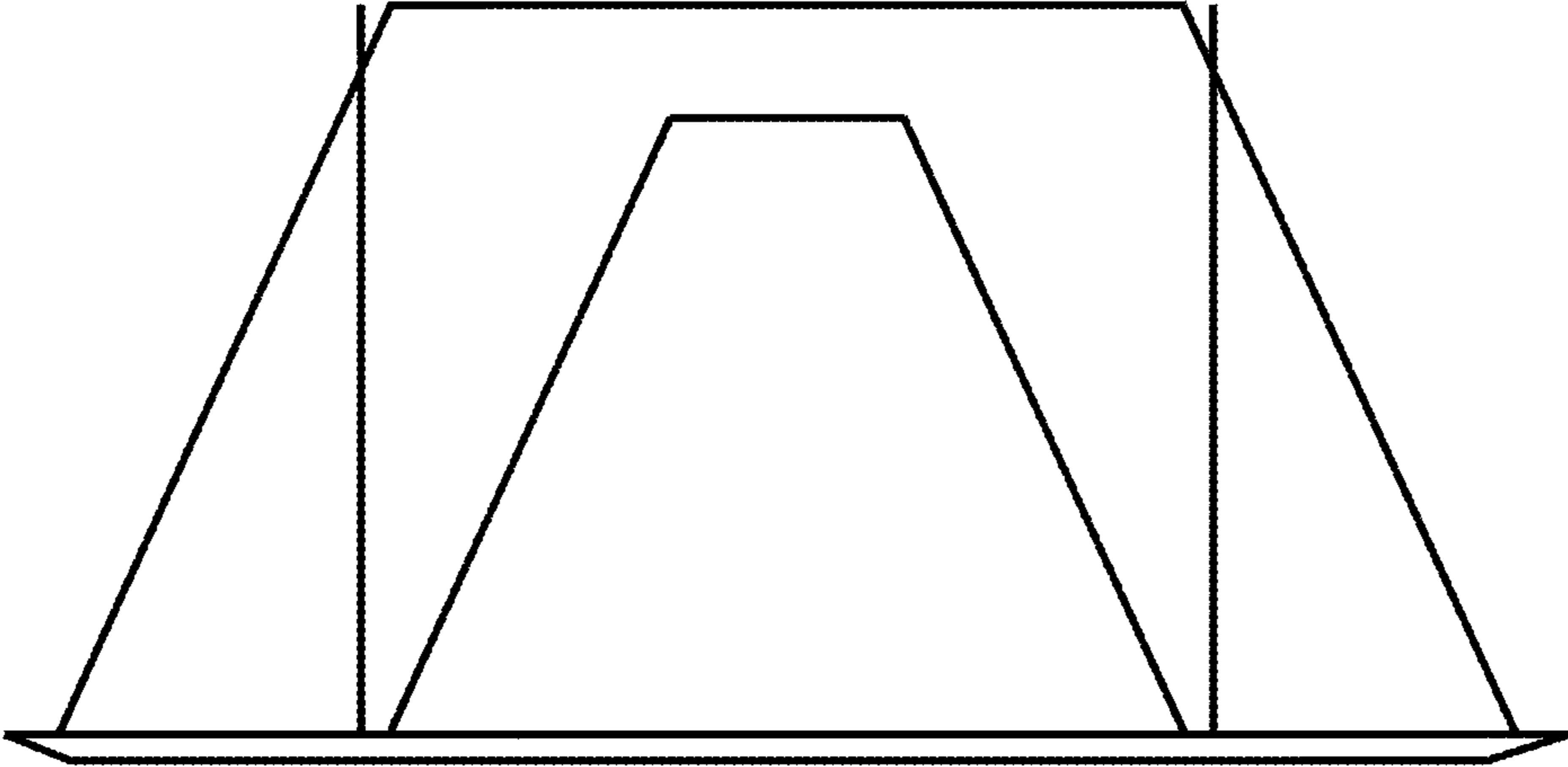


Fig. 2

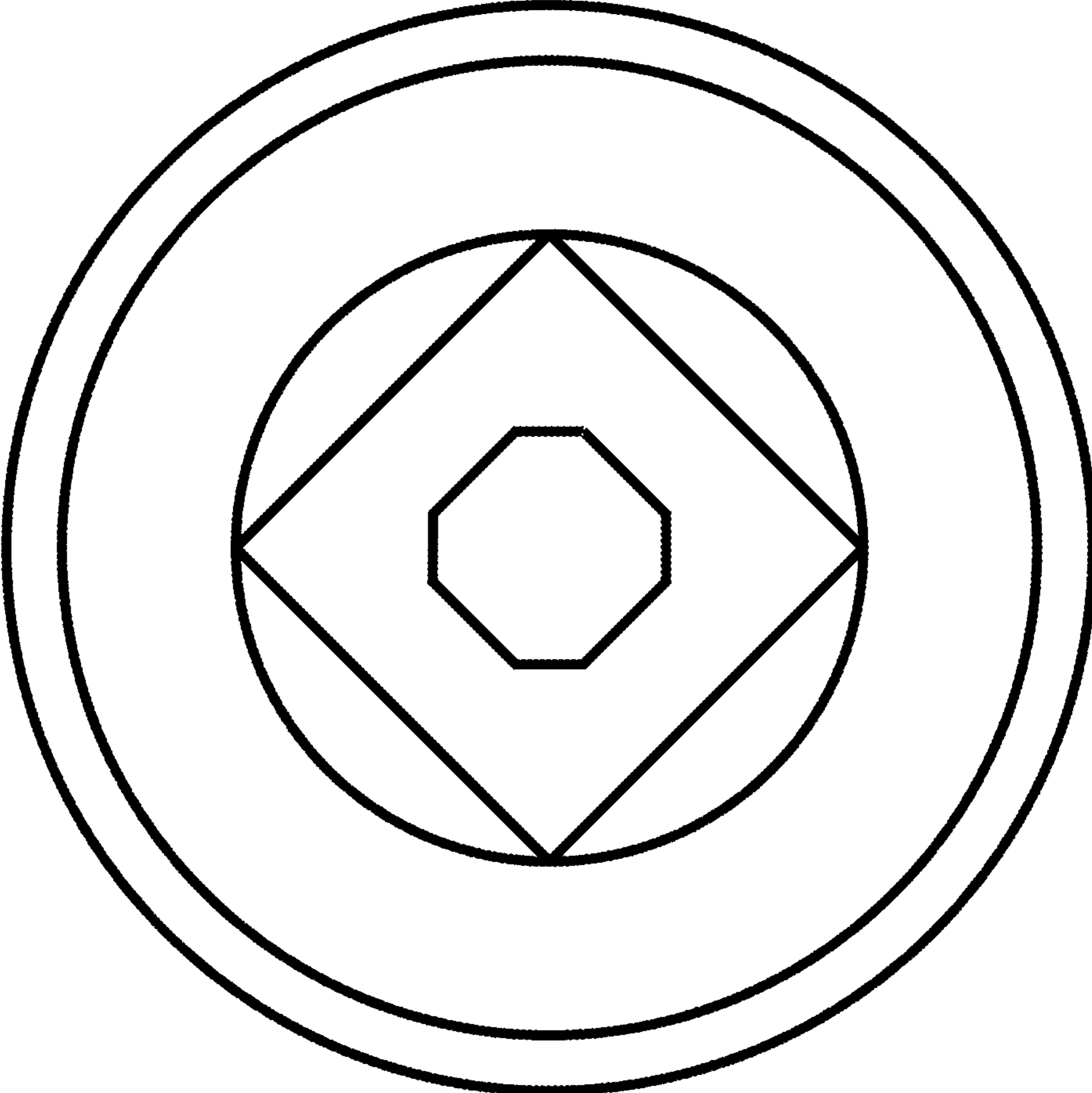


Fig. 3

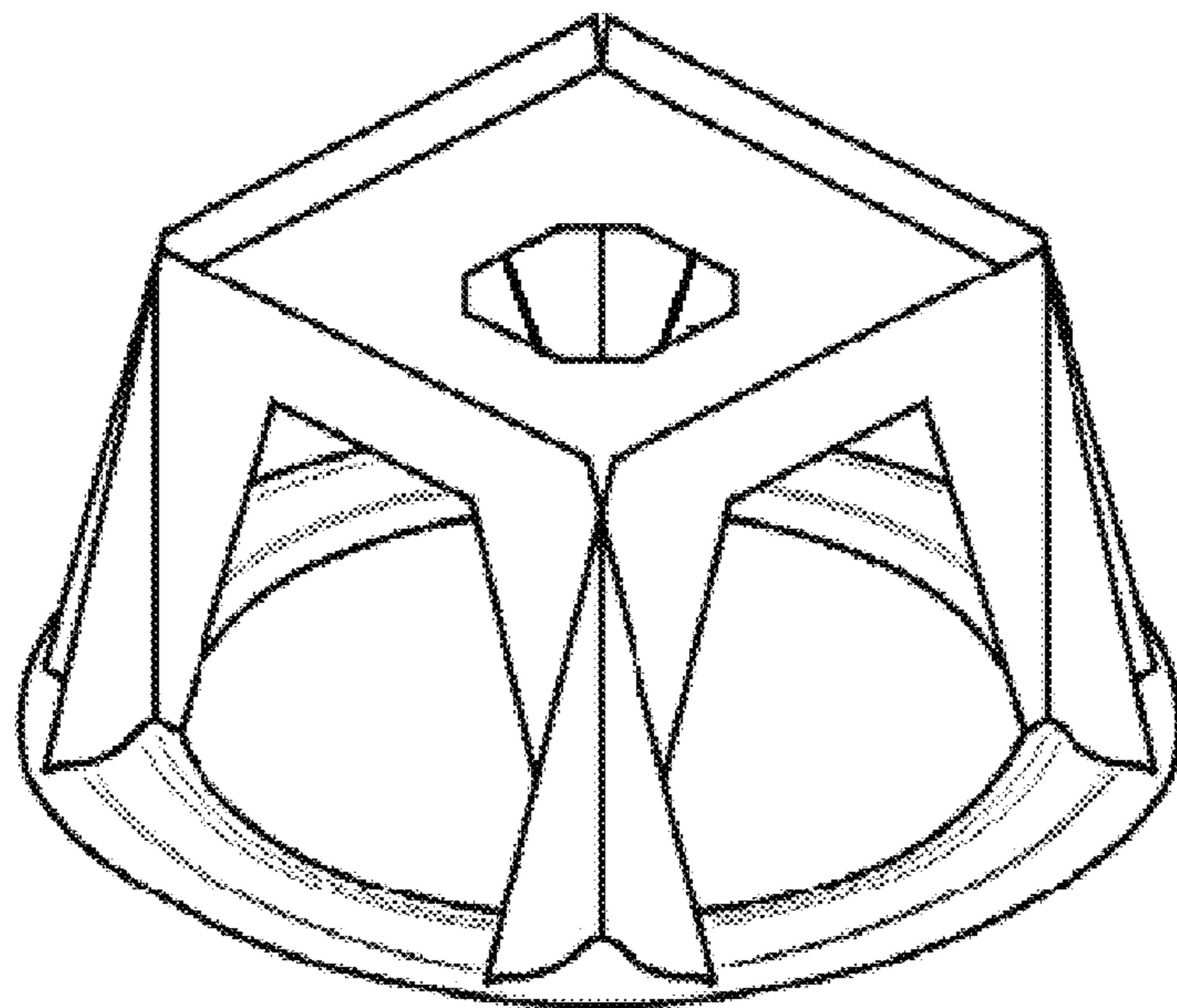


Fig. 4