



US00D814657S

(12) **United States Design Patent**
Gill et al.

(10) **Patent No.:** **US D814,657 S**
(45) **Date of Patent:** **** *Apr. 3, 2018**

- (54) **CONTAINER FACILITY**
- (71) Applicant: **KwikSpace Guam**, Hagatna, GU (US)
- (72) Inventors: **Peter E. Gill**, Tamuning, GU (US);
Peter E. Gill, III, Tamuning, GU (US)
- (73) Assignee: **KWIKSPACE GUAM** GU (US)
- (*) Notice: This patent is subject to a terminal disclaimer.
- (**) Term: **15 Years**
- (21) Appl. No.: **29/574,119**
- (22) Filed: **Aug. 12, 2016**
- (51) **LOC (11) Cl.** **25-03**
- (52) **U.S. Cl.**
USPC **D25/33**
- (58) **Field of Classification Search**
USPC D25/1, 4, 16, 18, 22, 23, 30, 32, 33, 34;
D34/28
CPC ... E04H 1/005; E04H 1/04; E04H 2001/1283;
E04H 5/02; E04H 1/1238; E04C 3/30;
E04C 3/32; E04C 3/34; E04C 3/36; E04B
1/04; E04B 1/18; E04B 1/20; B63B
25/004
See application file for complete search history.

- (56) **References Cited**
U.S. PATENT DOCUMENTS
3,602,730 A * 8/1971 Cushing B63B 25/004
114/72
D237,791 S * 11/1975 Quaife D25/18
4,158,416 A * 6/1979 Podesta B63B 25/004
114/72
8,651,790 B2 * 2/2014 Benedict B65G 1/0478
414/217
9,534,370 B2 * 1/2017 Kokoschka E04H 1/1238

- 2003/0150178 A1 * 8/2003 Bergman E04H 1/04
52/234
- 2010/0145501 A1 * 6/2010 Guilbert G06Q 10/067
700/218
- 2012/0006369 A1 * 1/2012 Cantin E04H 1/1205
135/96
- 2013/0067832 A1 * 3/2013 Collins E04B 1/18
52/125.1
- 2013/0305629 A1 * 11/2013 Stephenson E04H 1/005
52/79.9
- 2015/0266616 A1 * 9/2015 Barrable B65D 88/022
206/512
- 2016/0040443 A1 * 2/2016 Stephenson E04H 1/005
52/79.5
- 2016/0069064 A1 * 3/2016 Martin E04H 1/005
52/79.7

* cited by examiner

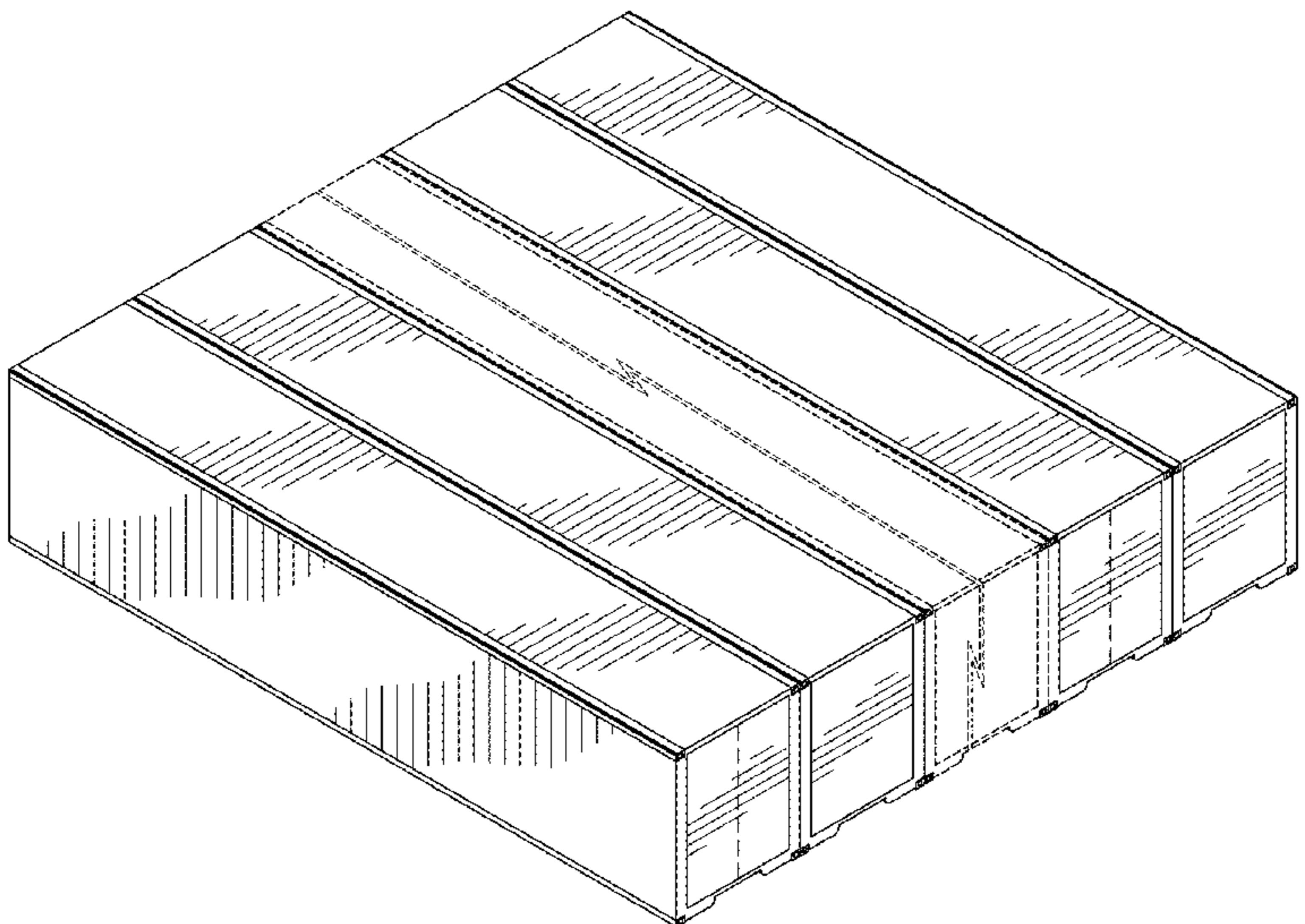
Primary Examiner — Susan Bennett Hattan
Assistant Examiner — Brett Miller
(74) *Attorney, Agent, or Firm* — Donald J. Ersler

(57) **CLAIM**
The ornamental design for a container facility, as shown and described.

DESCRIPTION

FIG. 1 is a top perspective view of a container facility incorporating our new design;
FIG. 2 is a bottom perspective view thereof;
FIG. 3 is a top plan view thereof;
FIG. 4 is a bottom plan view thereof;
FIG. 5 is a left or right side view thereof;
FIG. 6 is a front view thereof; and,
FIG. 7 is a rear view thereof.
The broken lines shown in the drawings illustrate portions of the container facility that form no part of the claimed invention.

1 Claim, 5 Drawing Sheets



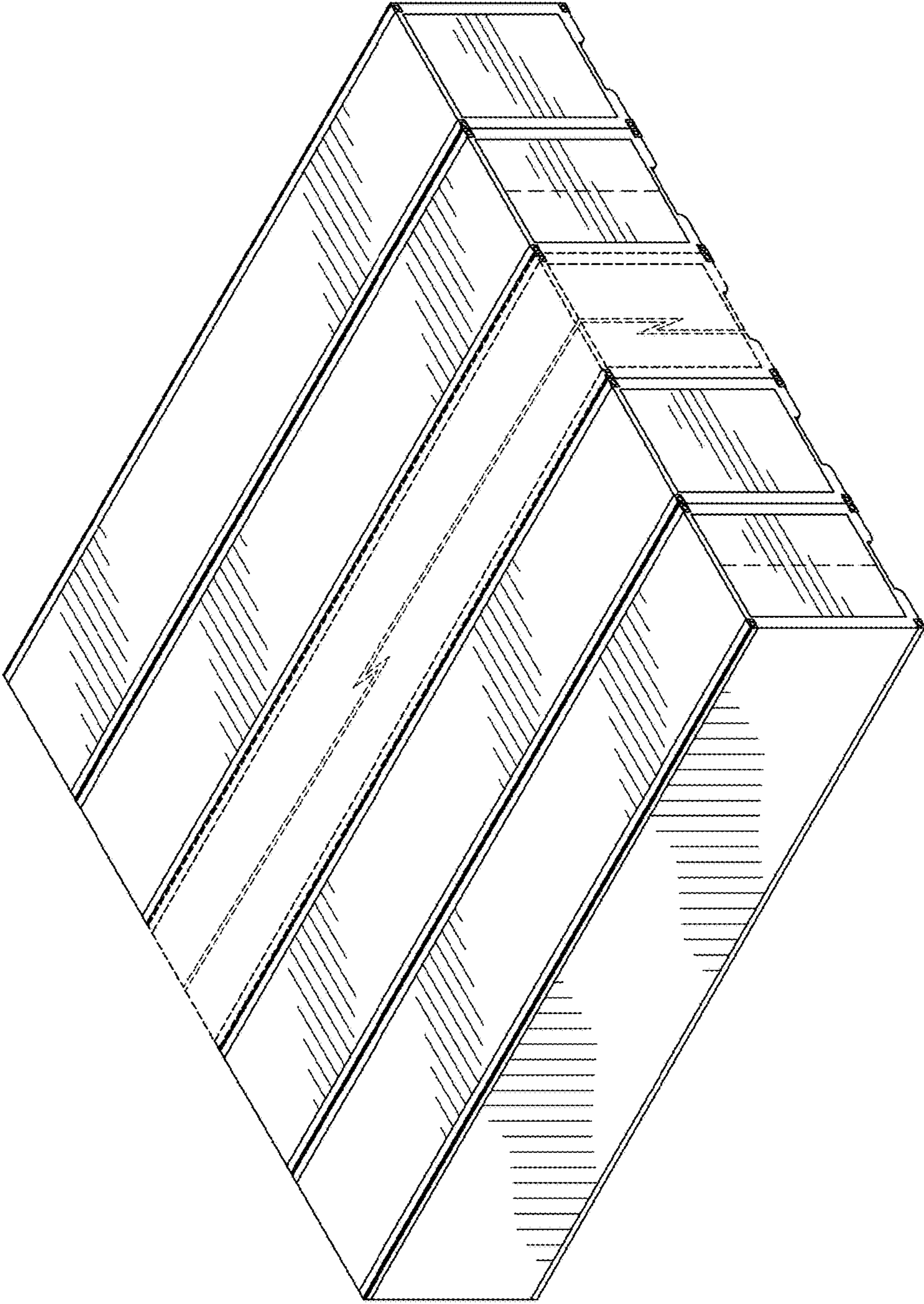


FIG. 1

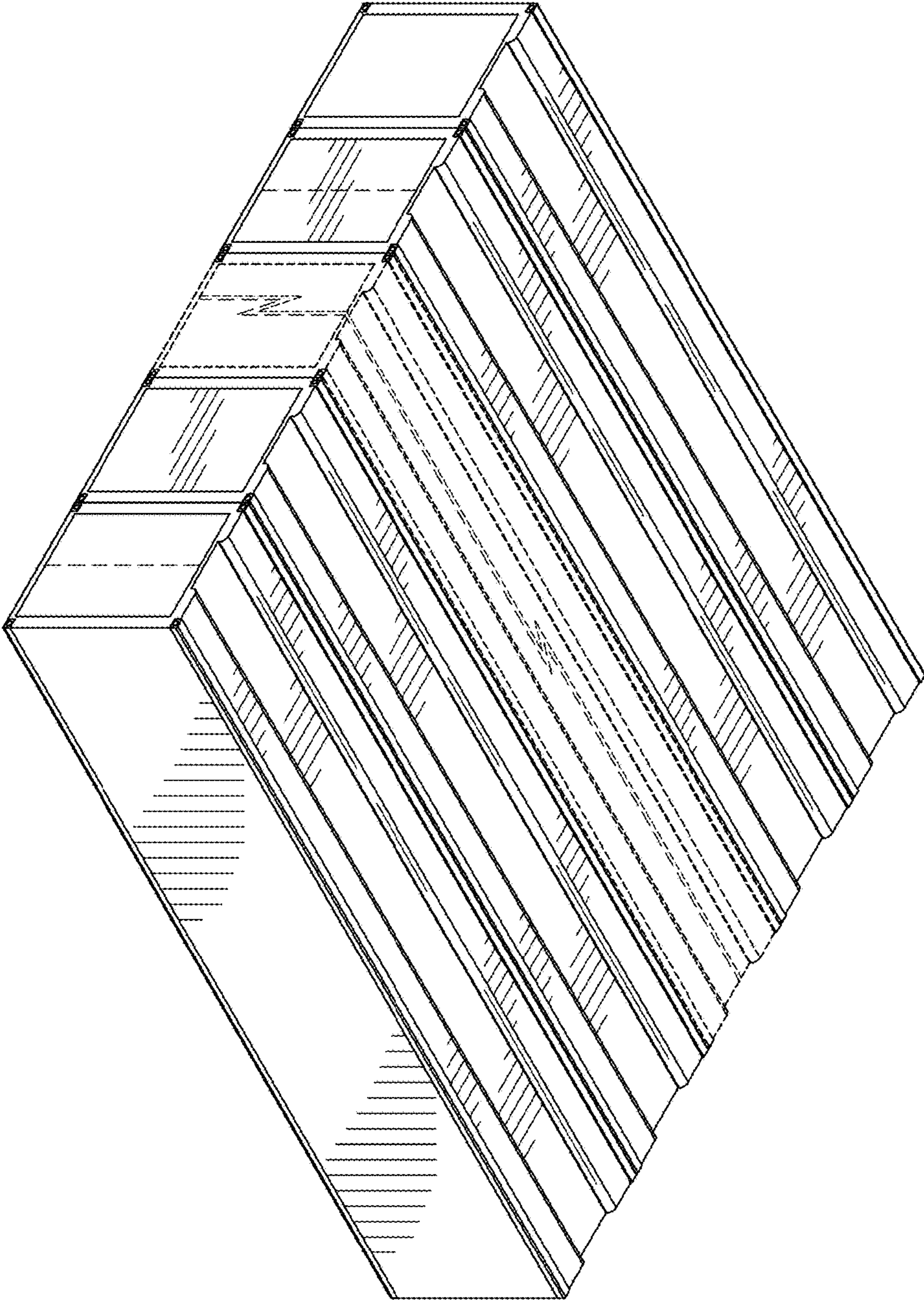


FIG. 2

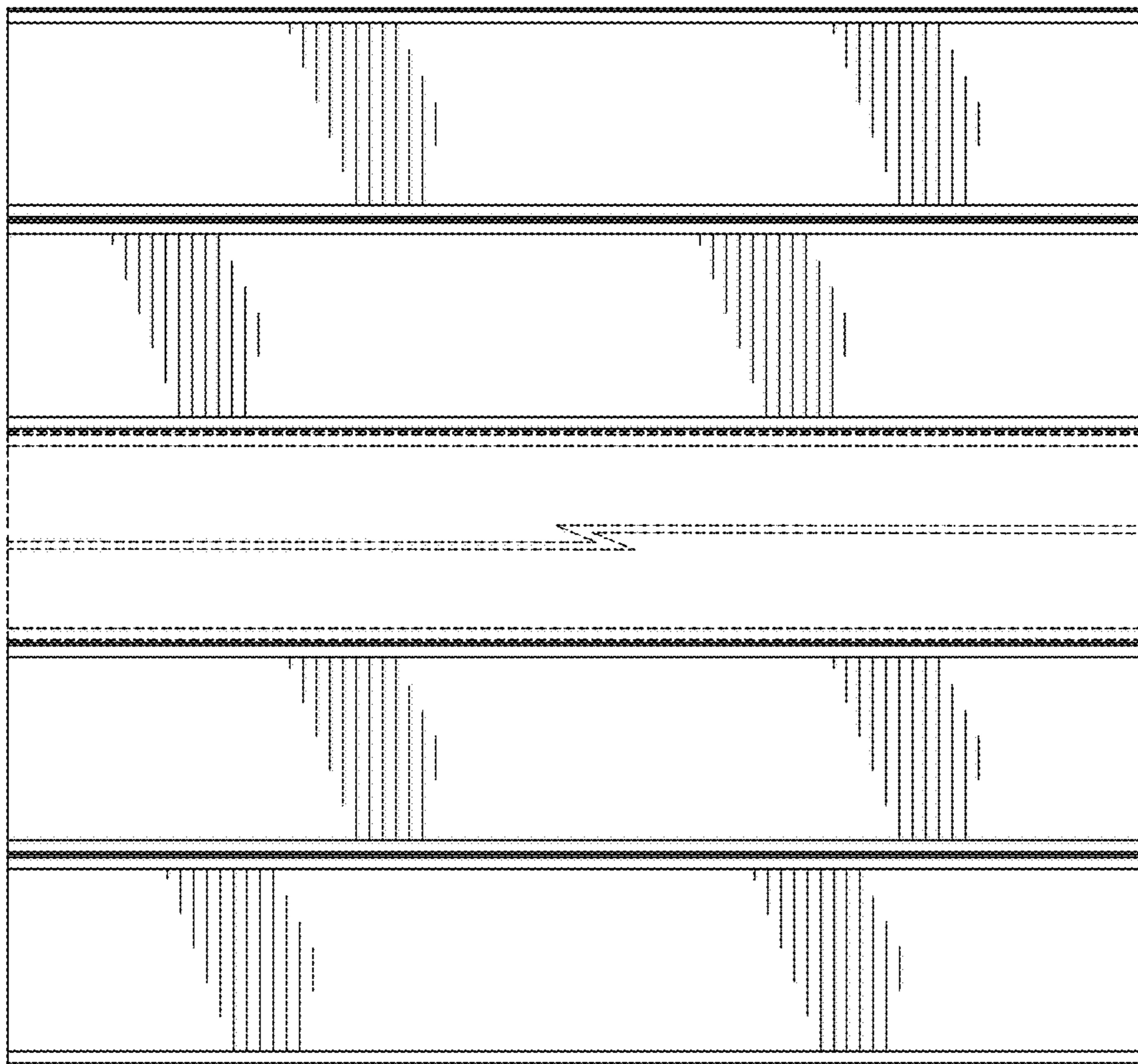


FIG. 3




FIG. 4




FIG. 5

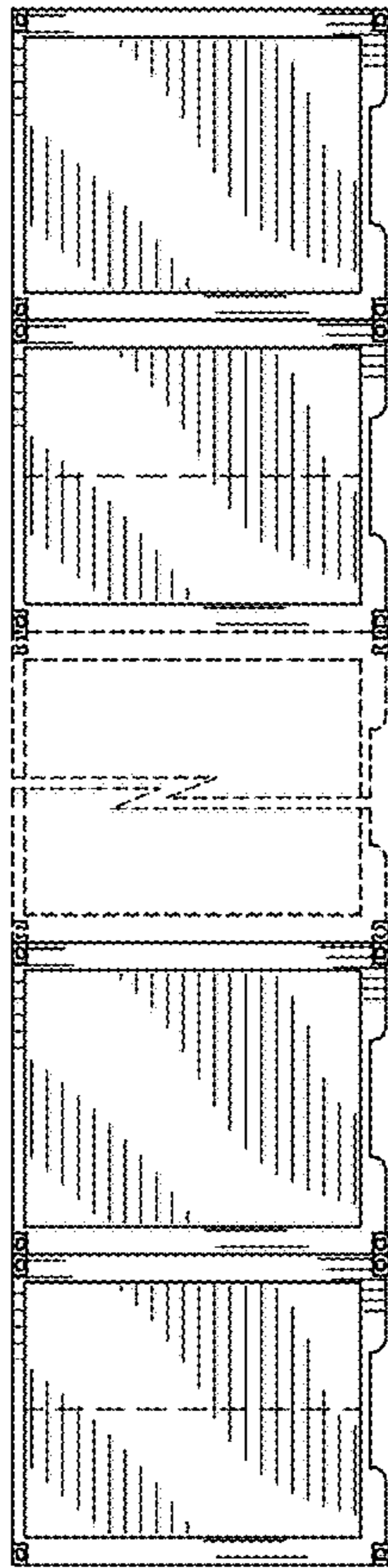


FIG. 6

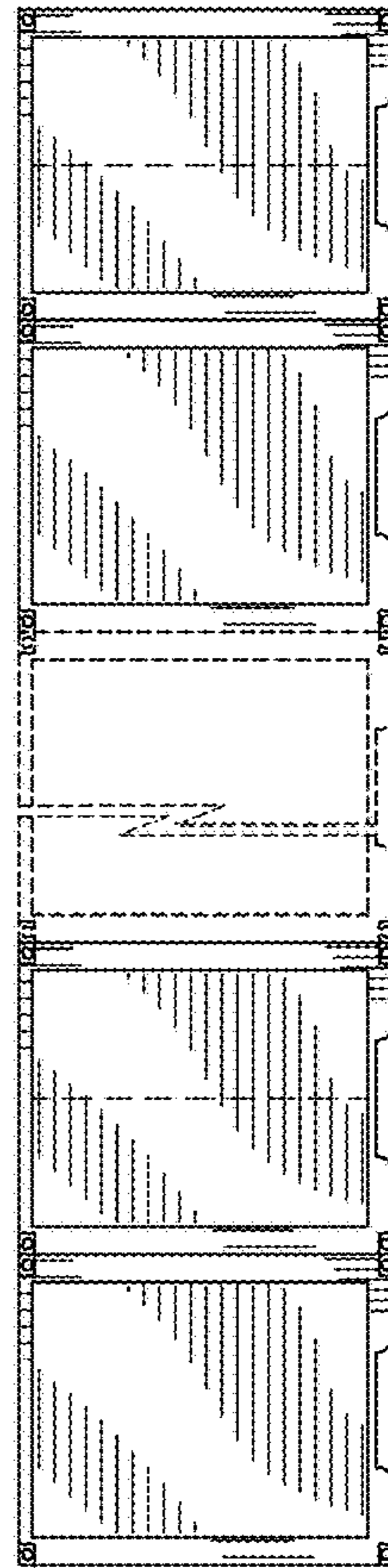


FIG. 7