



US00D814631S

(12) **United States Design Patent**
Kody et al.

(10) **Patent No.:** **US D814,631 S**
(45) **Date of Patent:** **** Apr. 3, 2018**

(54) **STETHOSCOPE WITH ONE-PIECE TUBING,
CHEST PIECE AND DIAPHRAGM-RIM**

(71) Applicant: **3M INNOVATIVE PROPERTIES
COMPANY**, St. Paul, MN (US)

(72) Inventors: **Robert S. Kody**, Woodbury, MN (US);
Joseph P. Keller, Wahpeton, ND (US);
Daniel J. Rogers, Grant, MN (US)

(73) Assignee: **3M Innovative Properties Company**,
St. Paul, MN (US)

(**) Term: **15 Years**

(21) Appl. No.: **29/540,098**

(22) Filed: **Sep. 21, 2015**

(51) **LOC (11) Cl.** **24-02**

(52) **U.S. Cl.**
USPC **D24/134**

(58) **Field of Classification Search**
USPC D24/134
CPC A61B 7/02; A61B 7/04; A61B 7/00; A61B
7/003; A61B 5/024; A61B 5/08; A61B
5/0816; A61B 8/0883
See application file for complete search history.

(56) **References Cited**

U.S. PATENT DOCUMENTS

2,363,686 A 11/1944 Olson
3,493,075 A 2/1970 Mendelson
D224,988 S * 10/1972 Hudspith D24/134
3,910,376 A * 10/1975 Azneer A61B 7/02
181/131
D269,295 S * 6/1983 Bloom D24/134

4,401,125 A * 8/1983 Taylor A61B 7/02
181/131
D328,356 S * 7/1992 Wokeck D1/116
D394,314 S * 5/1998 Moore D24/134
D434,511 S * 11/2000 Parker D23/200
D442,711 S * 5/2001 Patterson D26/13
D587,824 S * 3/2009 Ballarini D26/13
D724,206 S * 3/2015 Ting D24/134
D757,936 S * 5/2016 Angel D24/134

* cited by examiner

Primary Examiner — Robert M. Spear
Assistant Examiner — Eliza Z Bennett-Hattan

(57) **CLAIM**

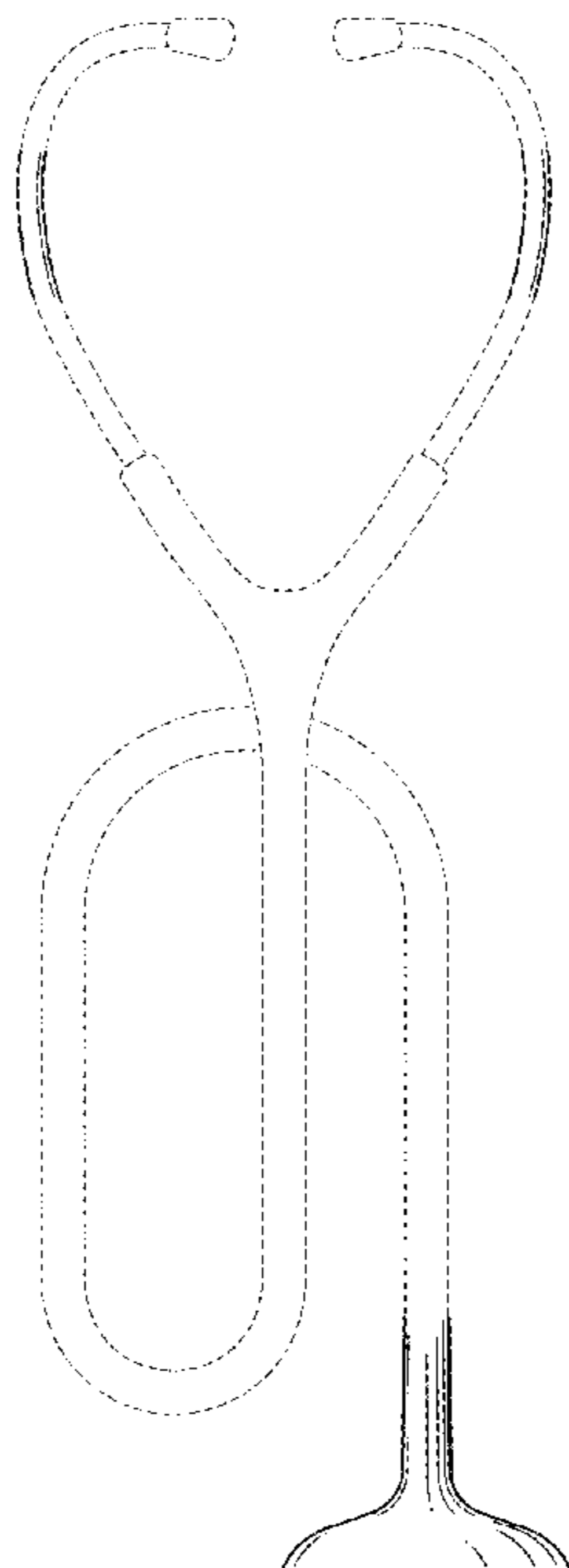
The ornamental design for a stethoscope with one-piece tubing, chest piece and diaphragm-rim, as shown and described.

DESCRIPTION

FIG. 1 is a perspective view of a stethoscope with one-piece tubing, chest piece and diaphragm-rim;
FIG. 2 is a front view thereof;
FIG. 3 is a rear view thereof;
FIG. 4 is a left side view thereof;
FIG. 5 is a right side view thereof;
FIG. 6 is a top view thereof; and,
FIG. 7 is a bottom view thereof.

The portions of the stethoscope with one-piece tubing, chest piece and diaphragm-rim in FIGS. 1-7 shown in broken lines are included to show features that form no part of the claimed design.

1 Claim, 3 Drawing Sheets



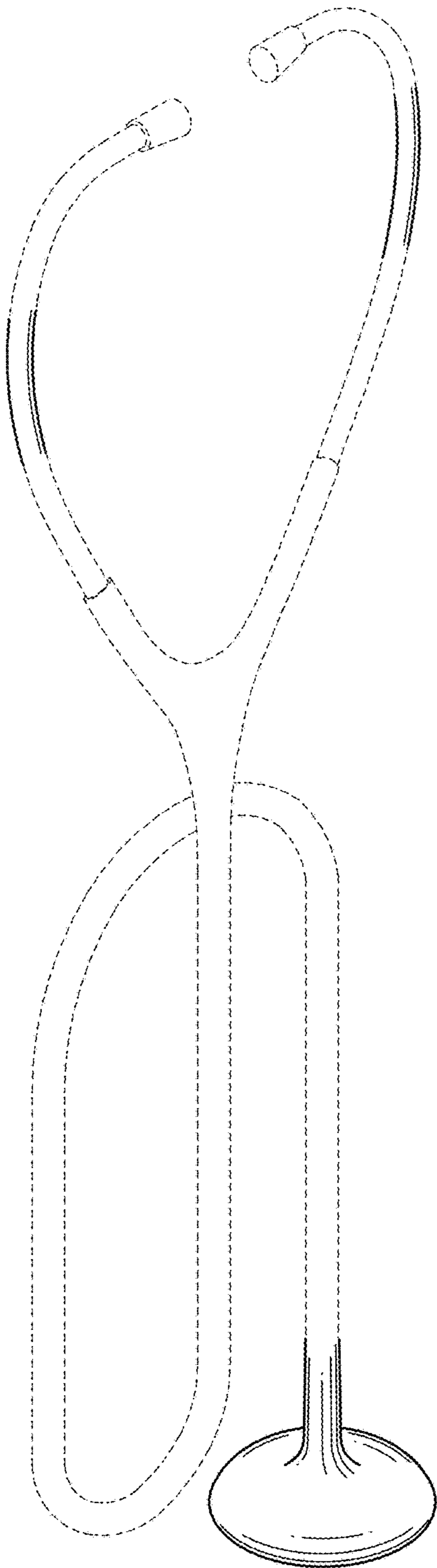


FIG. 1

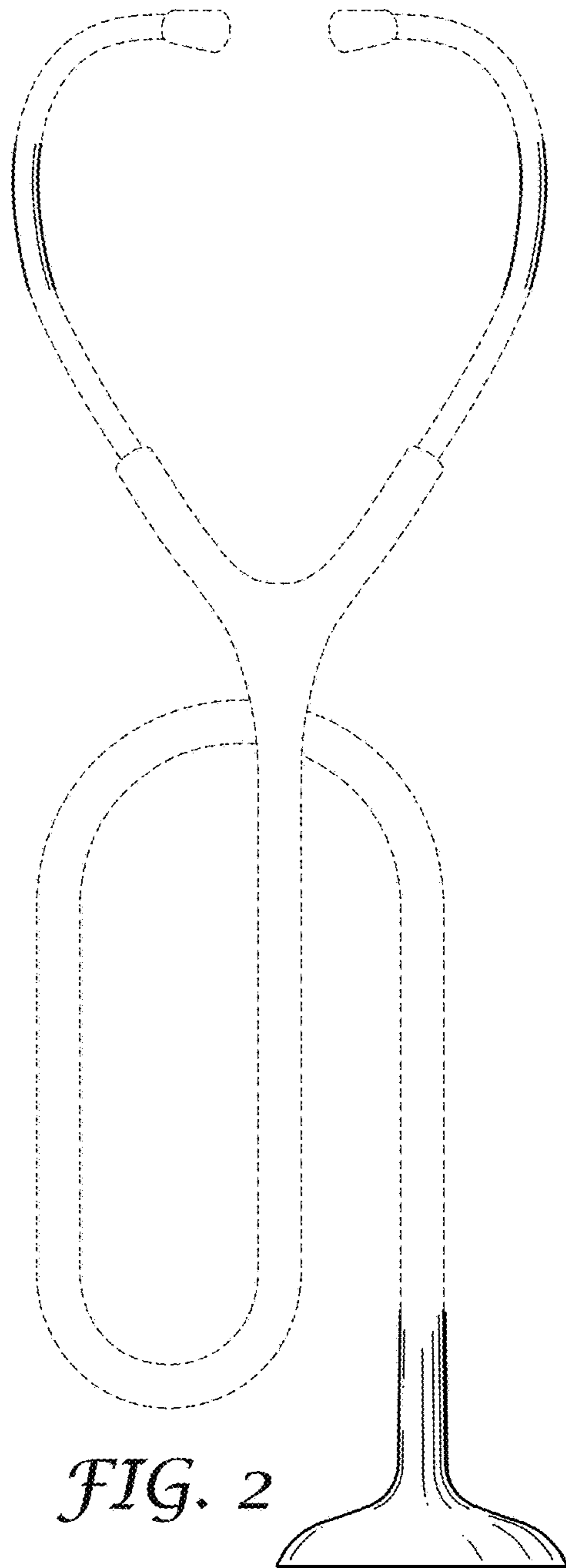


FIG. 2

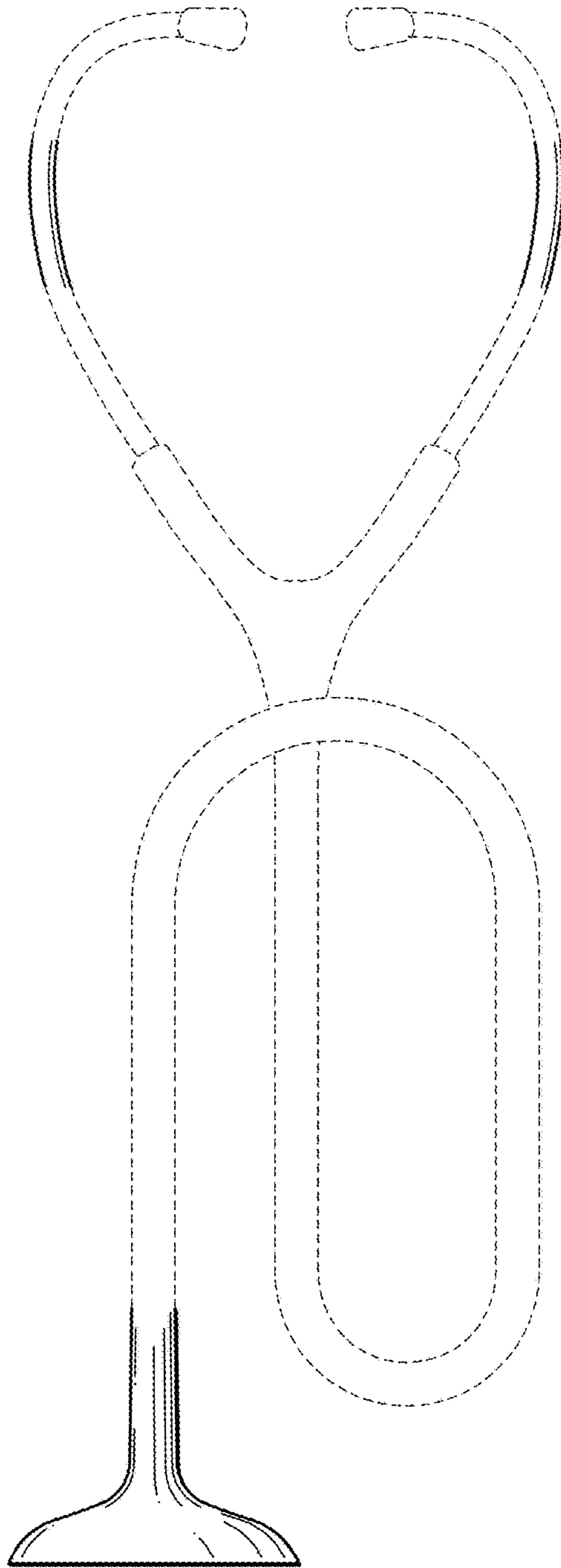


FIG. 3

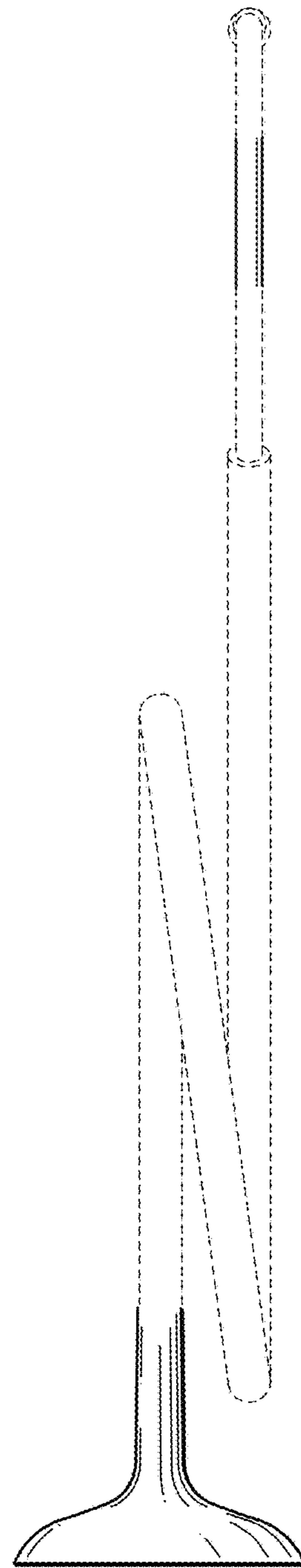


FIG. 4

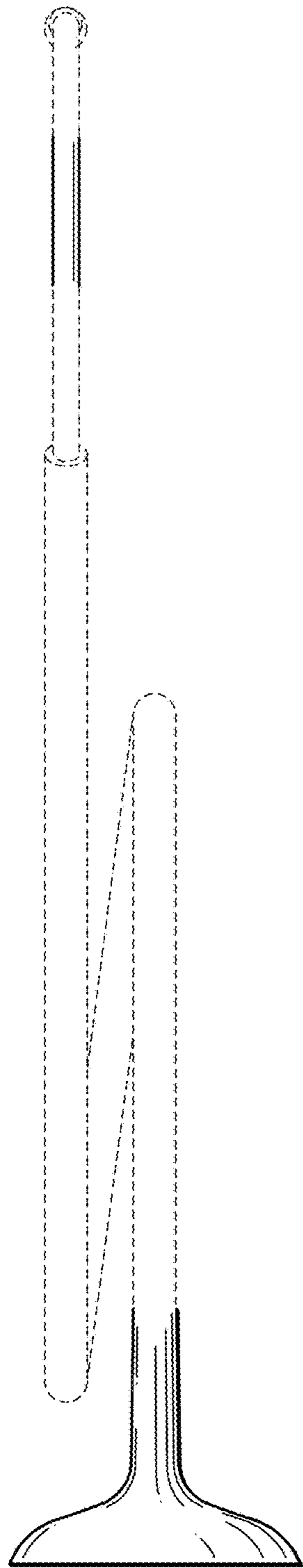


FIG. 5

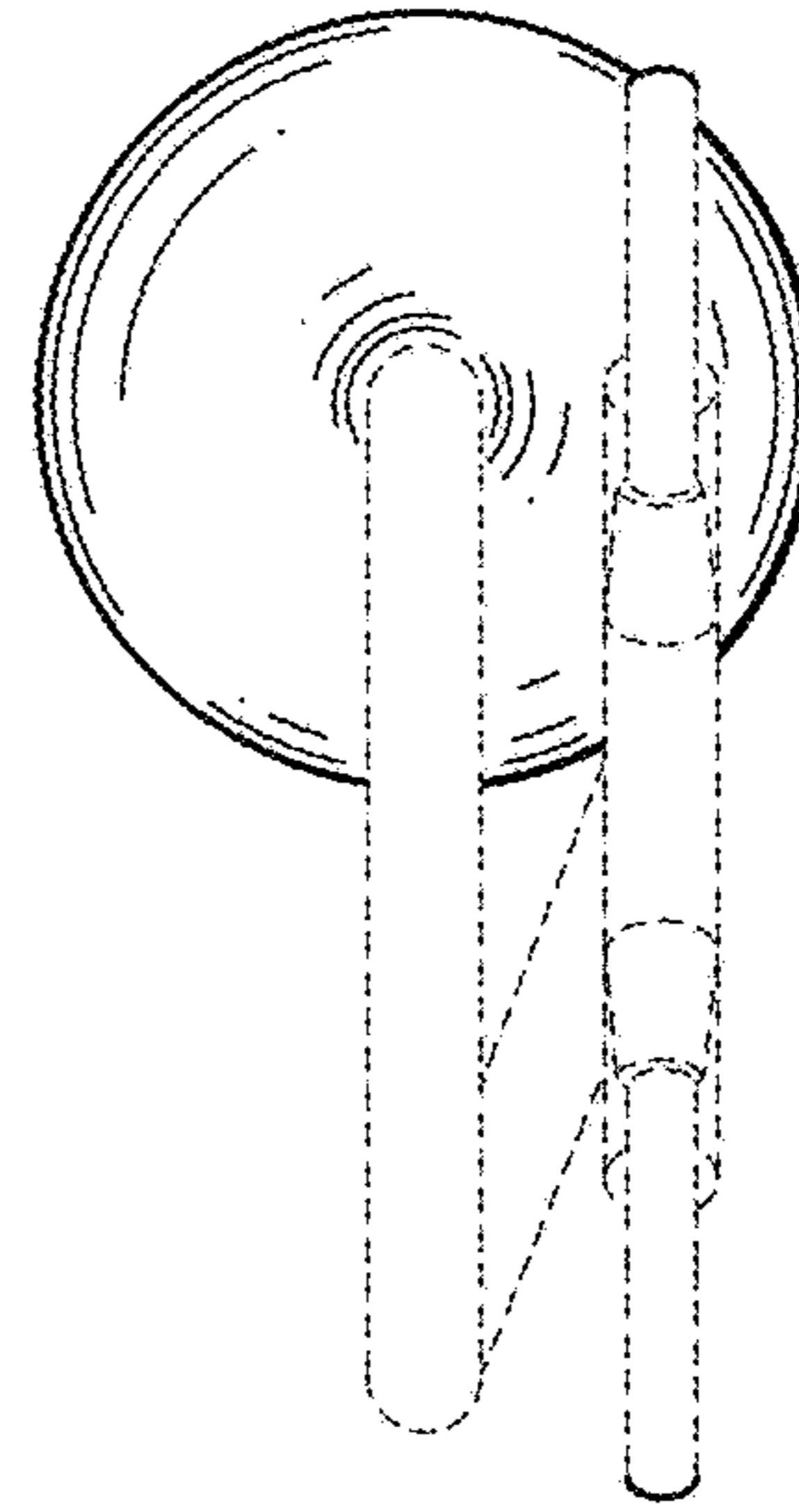


FIG. 6

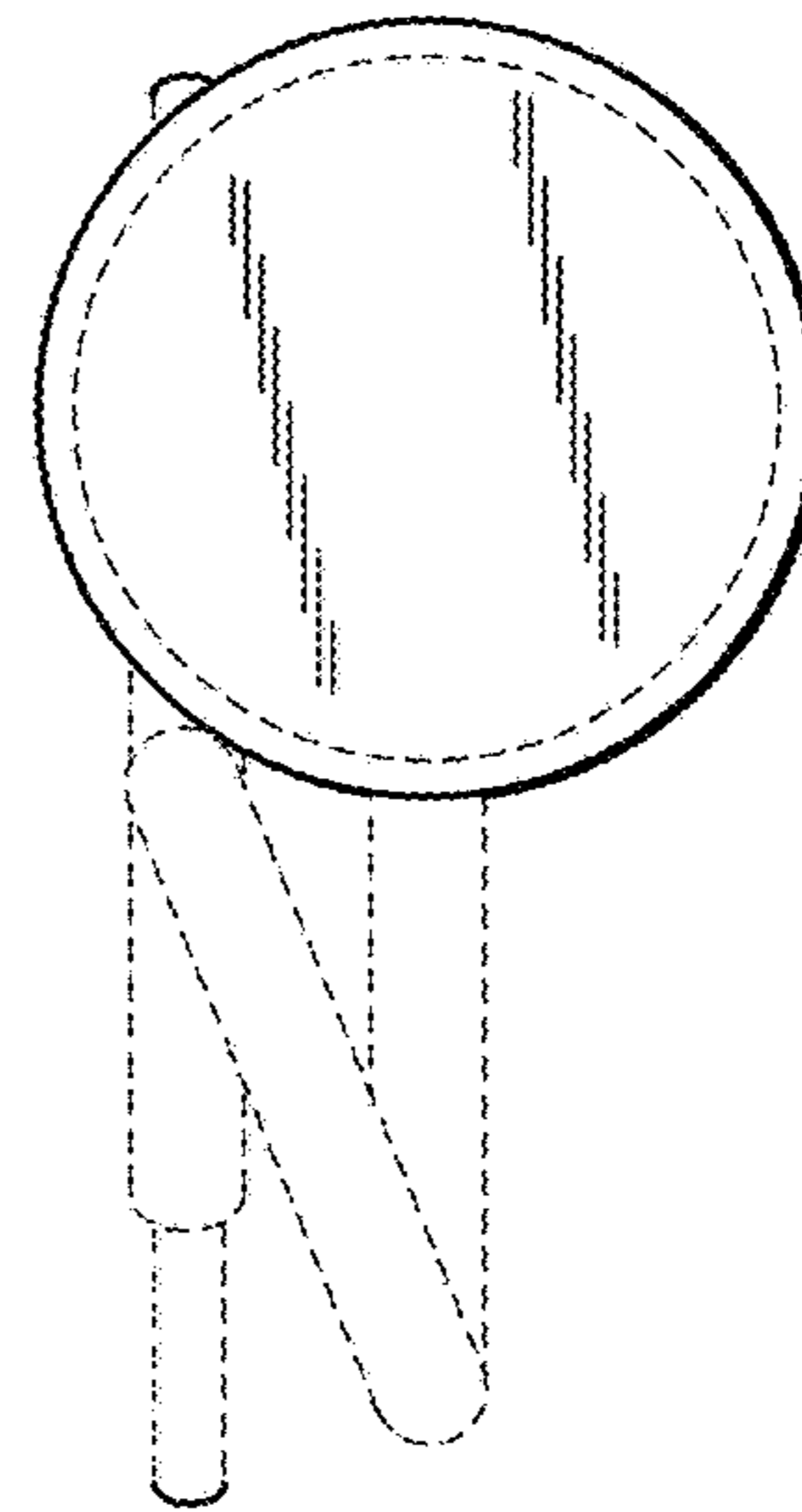


FIG. 7