



US00D814627S

(12) **United States Design Patent** (10) **Patent No.:** **US D814,627 S**
Smalc (45) **Date of Patent:** **** Apr. 3, 2018**

(54) **HEAT SPREADER**
 (71) Applicant: **GrafTech International Holdings Inc.**,
 Brooklyn Heights, OH (US)
 (72) Inventor: **Martin D. Smalc**, Parma, OH (US)
 (73) Assignee: **NeoGraf Solutions, LLC**, Lakewood,
 OH (US)

(**) Term: **15 Years**

(21) Appl. No.: **29/562,391**

(22) Filed: **Apr. 25, 2016**

(51) **LOC (11) Cl.** **23-02**

(52) **U.S. Cl.**
 USPC **D23/419**

(58) **Field of Classification Search**
 USPC D23/387, 354, 386, 393, 419; D13/179
 CPC .. F24F 7/00; F24F 7/02; A41D 13/005; H05B
 3/02

See application file for complete search history.

(56) **References Cited**

U.S. PATENT DOCUMENTS

D531,965 S * 11/2006 Stathakis H01L 23/427
 D13/179
 D543,953 S * 6/2007 Dugas D13/179
 D605,141 S * 12/2009 Jones D13/179
 D722,574 S * 2/2015 Mira D13/179
 D793,307 S * 8/2017 Wen D12/180

2001/0047992 A1* 12/2001 Deangelis A41D 13/0051
 219/529
 2011/0215086 A1* 9/2011 Yeh H02J 50/12
 219/488
 2014/0180369 A1* 6/2014 Oh A61F 7/02
 607/112
 2016/0374411 A1* 12/2016 Brooks A41D 13/0053
 165/104.21
 2017/0113765 A1* 4/2017 Sellmeyer B63C 9/30

* cited by examiner

Primary Examiner — Charles Hanson

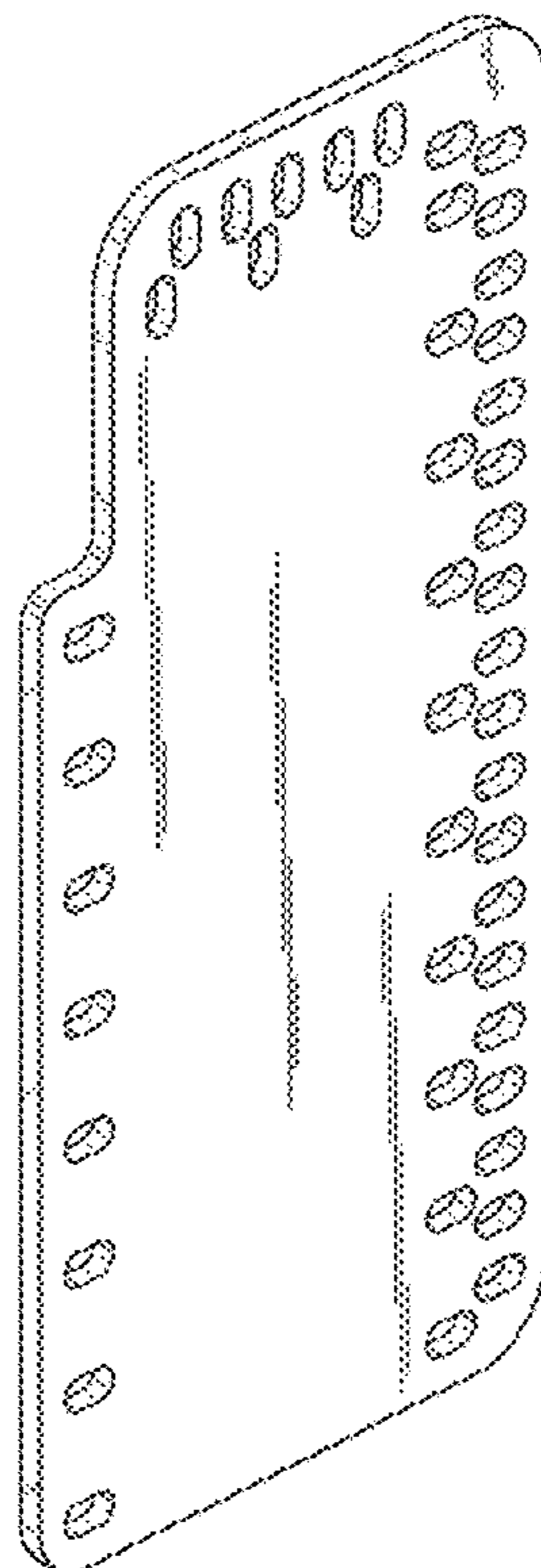
(57) **CLAIM**

The ornamental design for a heat spreader, as shown and described.

DESCRIPTION

FIG. 1 is a front view of a heat spreader;
 FIG. 2 is a front view of the heat spreader shown in FIG. 1;
 FIG. 3 is a back view of the heat spreader shown in FIG. 1;
 FIG. 4 is a back view of the heat spreader shown in FIG. 1;
 FIG. 5 is a front view of the heat spreader shown in FIG. 1;
 FIG. 6 is a left side view of the heat spreader shown in FIG. 1;
 FIG. 7 is a right side view of the heat spreader shown in FIG. 1;
 FIG. 8 is a top view of the heat spreader shown in FIG. 1;
 and,
 FIG. 9 is a bottom view of the heat spreader shown in FIG. 1.

1 Claim, 3 Drawing Sheets



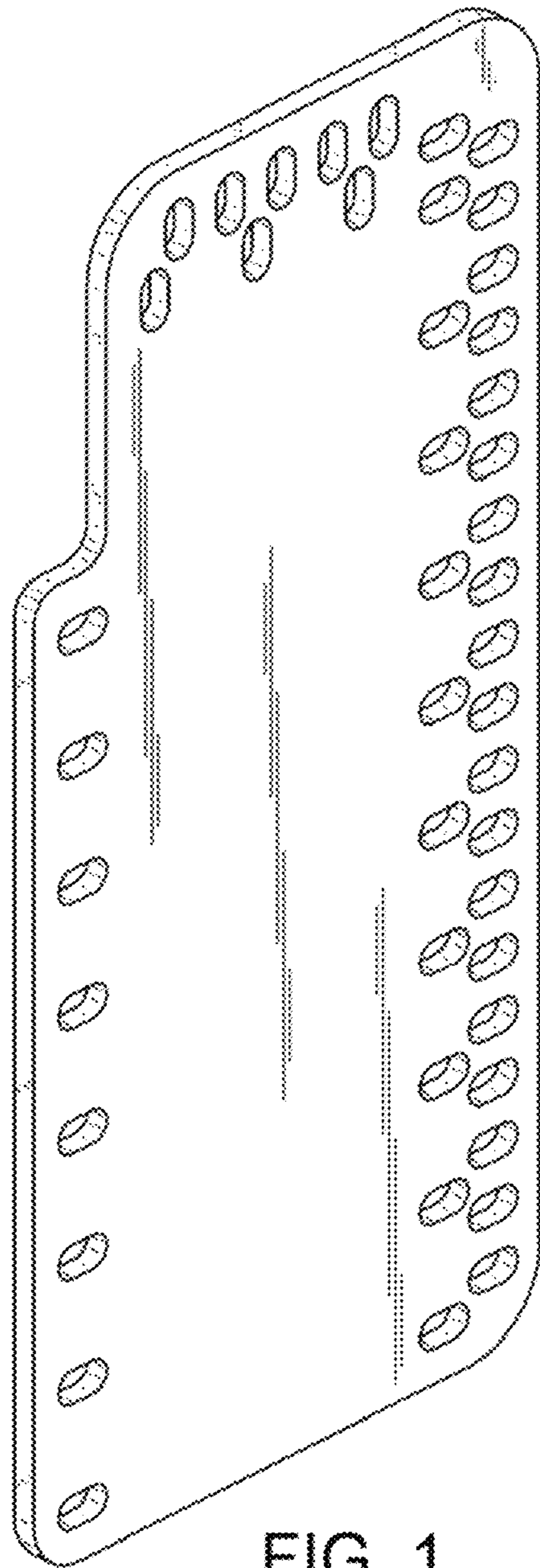


FIG. 1

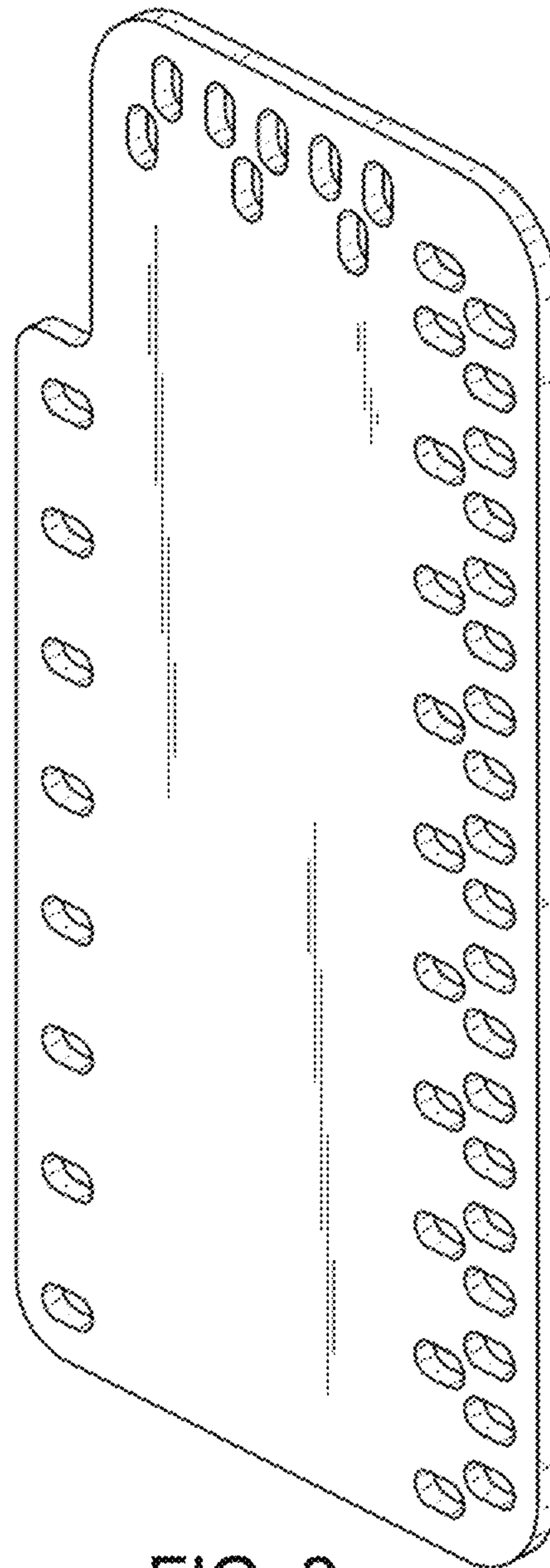


FIG. 2

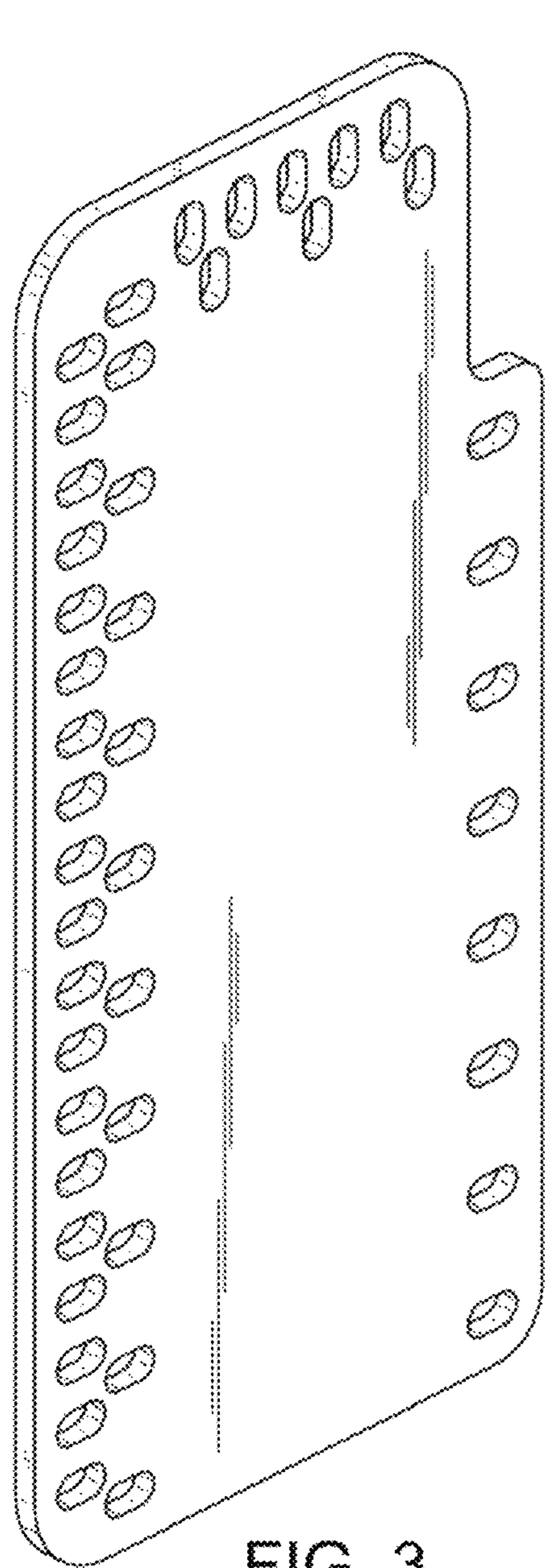


FIG. 3

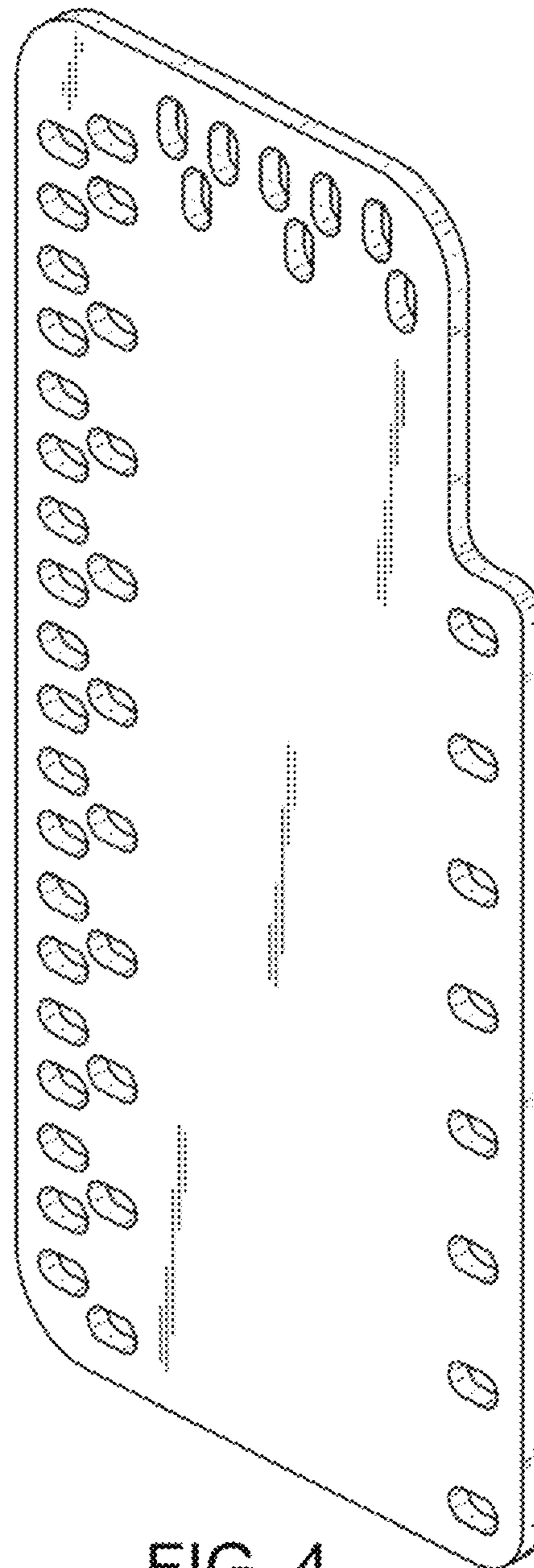


FIG. 4

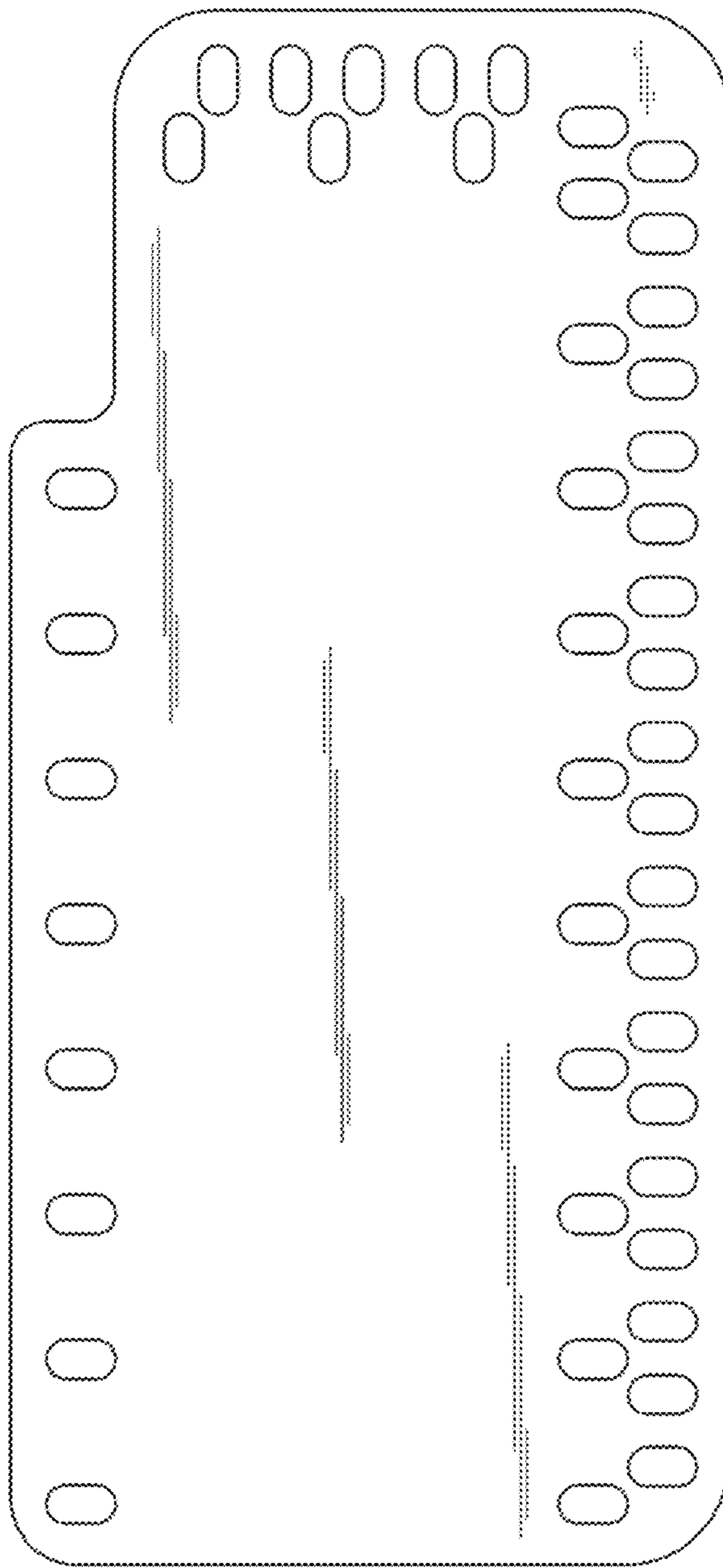


FIG. 5




FIG. 6



FIG. 7




FIG. 8




FIG. 9