



US00D814626S

(12) **United States Design Patent** (10) **Patent No.:** **US D814,626 S**
Smalc (45) **Date of Patent:** **** Apr. 3, 2018**

(54) **HEAT SPREADER**

(71) Applicant: **GrafTech International Holdings Inc.**,
Brooklyn Heights, OH (US)

(72) Inventor: **Martin D. Smalc**, Parma, OH (US)

(73) Assignee: **NeoGraf Solutions, LLC**, Lakewood,
OH (US)

(**) Term: **15 Years**

(21) Appl. No.: **29/562,390**

(22) Filed: **Apr. 25, 2016**

(51) **LOC (11) Cl.** **23-02**

(52) **U.S. Cl.**
USPC **D23/419**

(58) **Field of Classification Search**
USPC D23/387, 354, 386, 393, 419; D13/179
CPC .. F24F 7/00; F24F 7/02; A41D 13/005; H05B
3/02

See application file for complete search history.

(56) **References Cited**

U.S. PATENT DOCUMENTS

D531,965 S *	11/2006	Stathakis	H01L 23/427 D13/179
D543,953 S *	6/2007	Dugas	D13/179
D605,141 S *	12/2009	Jones	D13/179
D722,574 S *	2/2015	Mira	D13/179
D793,307 S *	8/2017	Wen	D12/180

2001/0047992 A1*	12/2001	Deangelis	A41D 13/0051 219/529
2011/0215086 A1*	9/2011	Yeh	H02J 50/12 219/488
2014/0180369 A1*	6/2014	Oh	A61F 7/02 607/112
2016/0374411 A1*	12/2016	Brooks	A41D 13/0053 165/104.21
2017/0113765 A1*	4/2017	Sellmeyer	B63C 9/30

* cited by examiner

Primary Examiner — Charles Hanson

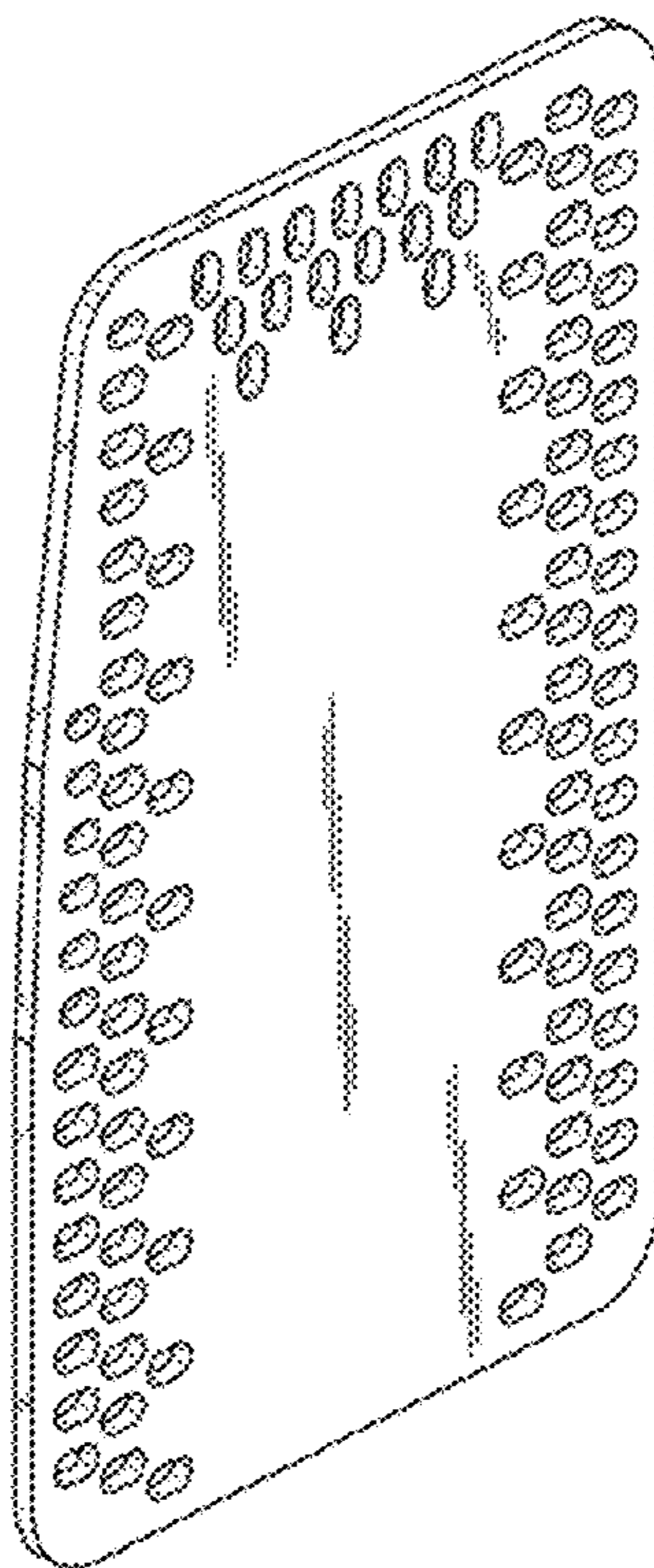
(57) **CLAIM**

The ornamental design for a heat spreader, as shown and described.

DESCRIPTION

FIG. 1 is a front view of a heat spreader;
 FIG. 2 is a front view of the heat spreader shown in FIG. 1;
 FIG. 3 is a back view of the heat spreader shown in FIG. 1;
 FIG. 4 is a back view of the heat spreader shown in FIG. 1;
 FIG. 5 is a front view of heat spreader shown in FIG. 1;
 FIG. 6 is a left side view of the heat spreader shown in FIG. 1;
 FIG. 7 is a right side view of the heat spreader shown in FIG. 1;
 FIG. 8 is a top view of the heat spreader shown in FIG. 1;
 and,
 FIG. 9 is a bottom view of the heat spreader shown in FIG. 1.

1 Claim, 3 Drawing Sheets



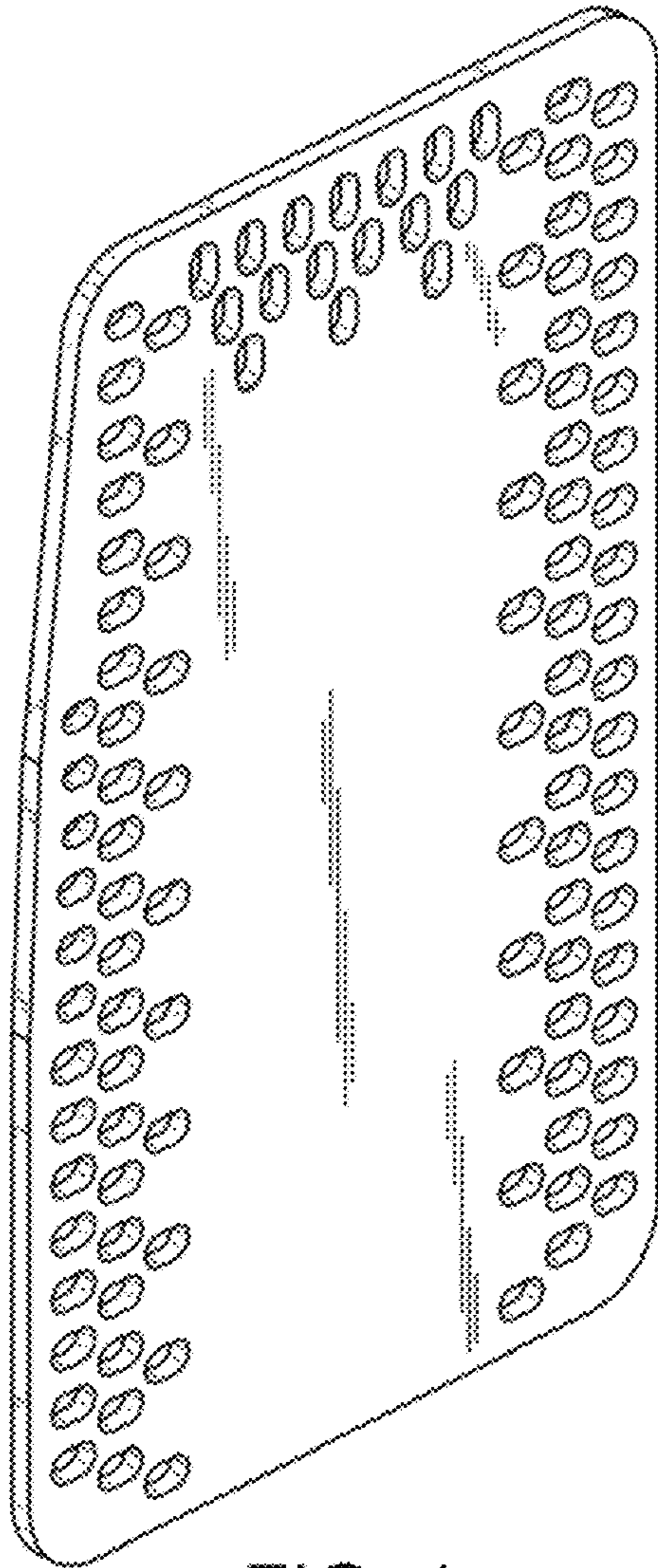


FIG. 1

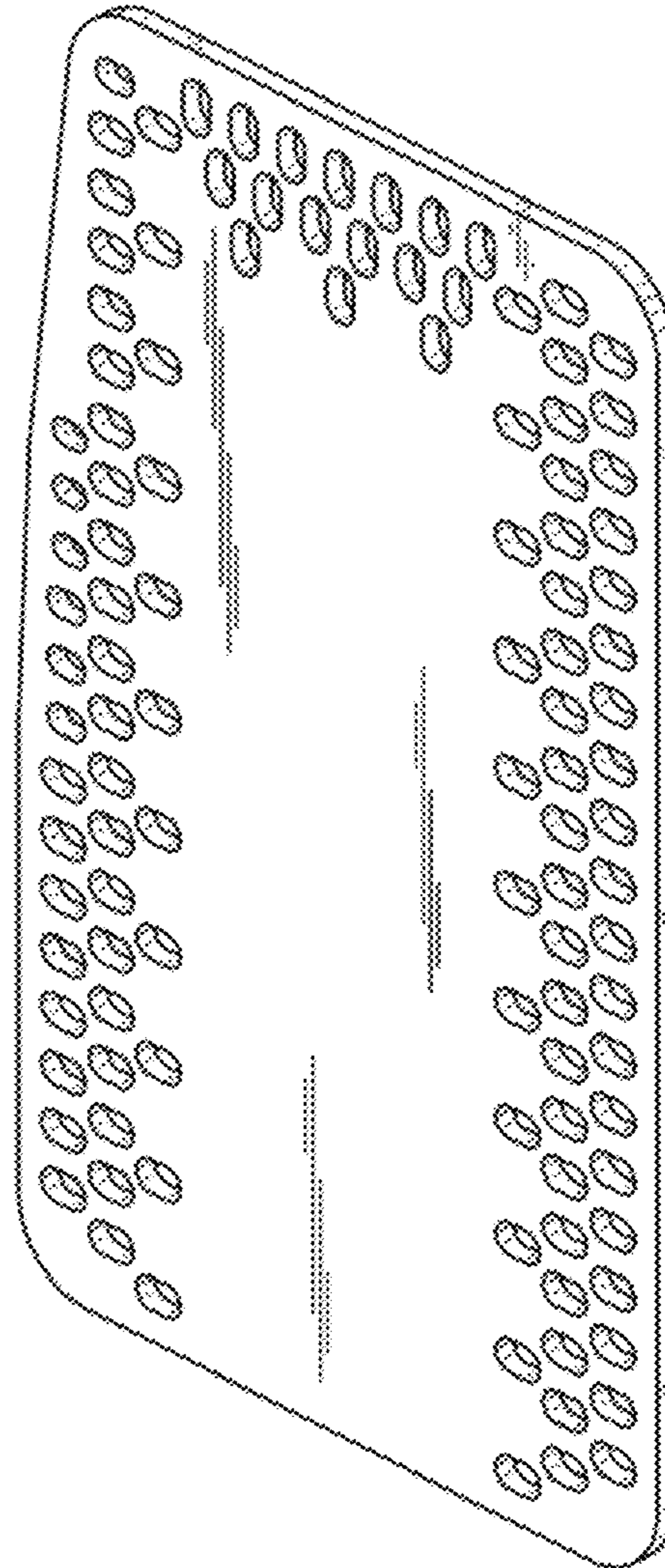


FIG. 2

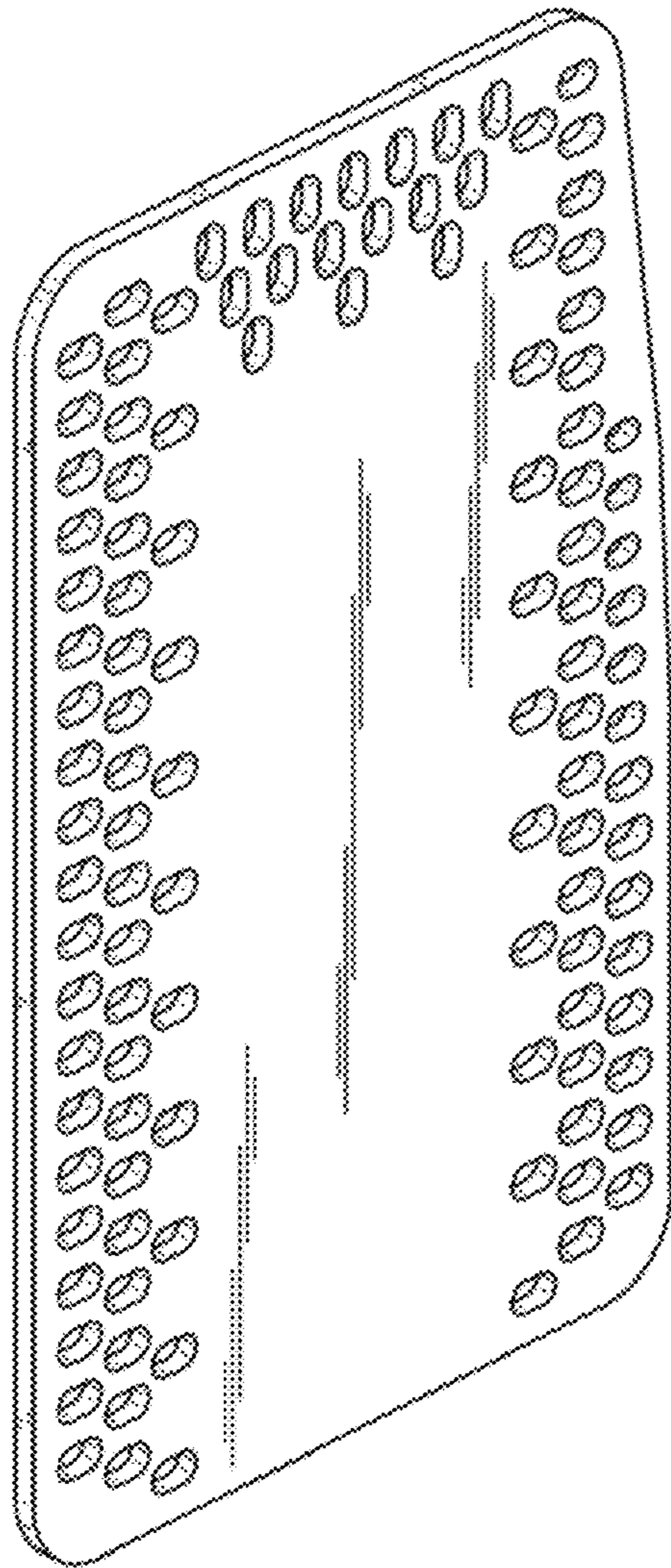


FIG. 3

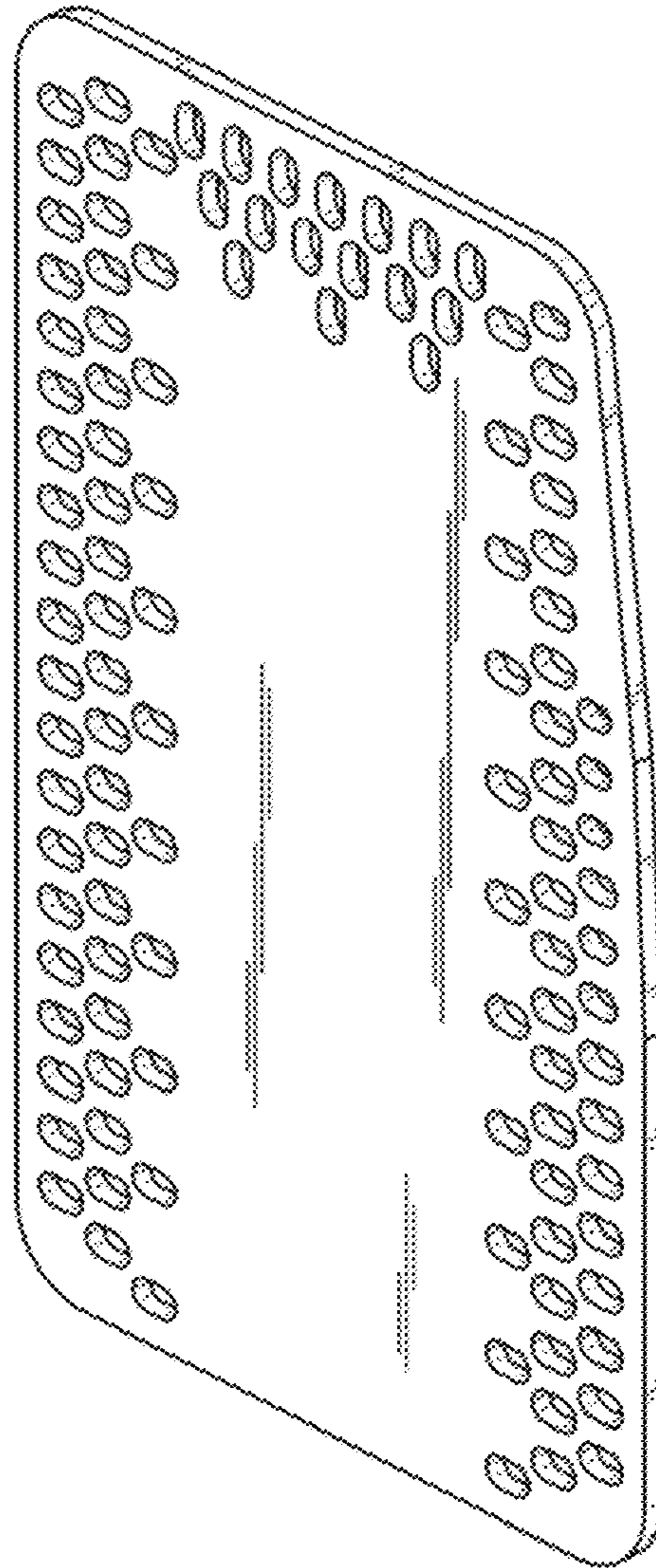


FIG. 4

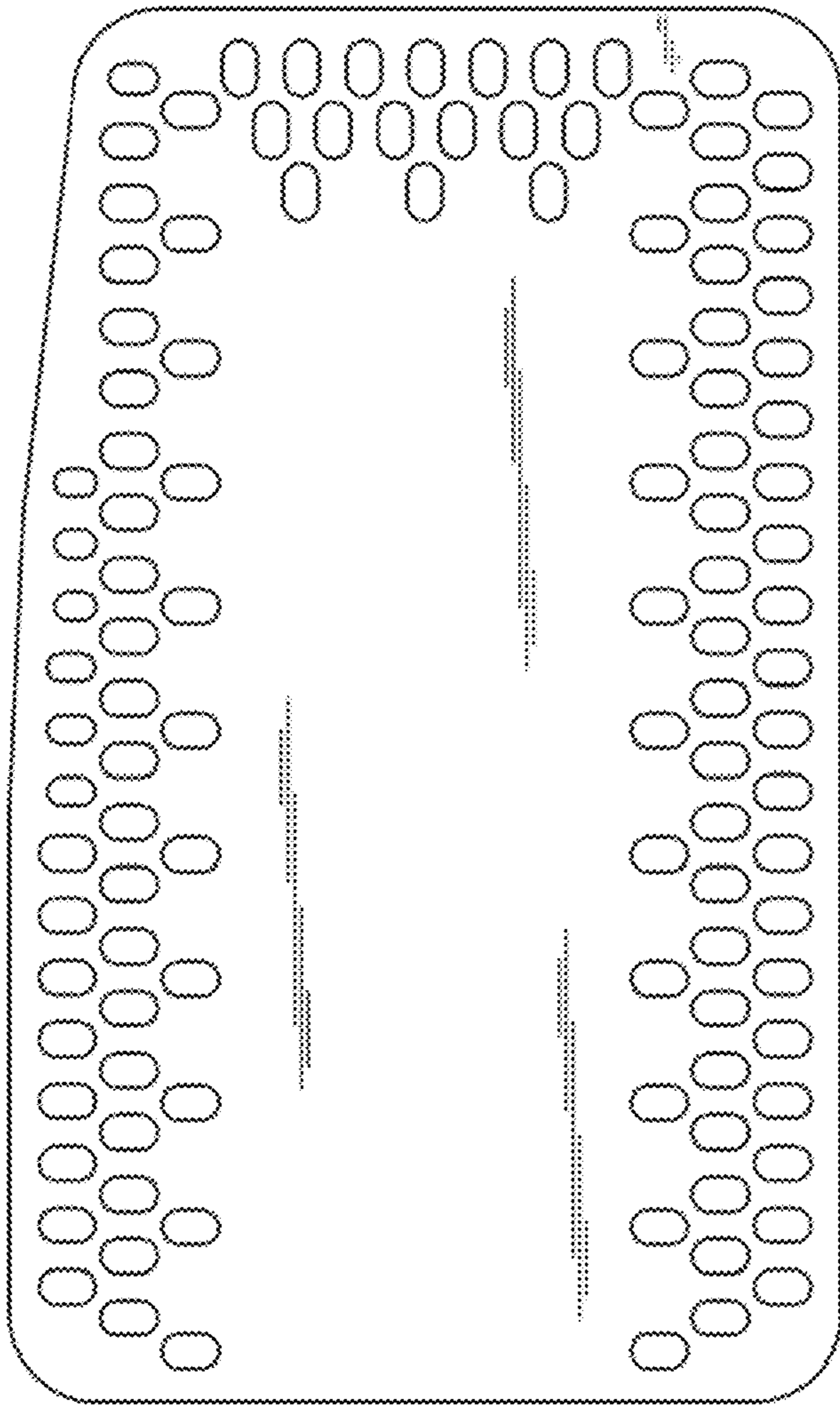


FIG. 5




FIG. 6

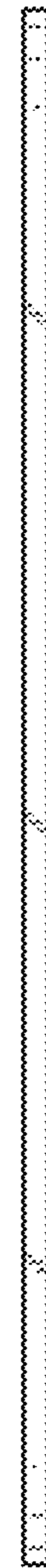


FIG. 7



FIG. 8



FIG. 9