



US00D814618S

(12) **United States Design Patent**  
**Cartwright et al.**

(10) **Patent No.:** **US D814,618 S**

(45) **Date of Patent:** **\*\* Apr. 3, 2018**

(54) **HUMIDIFIER**

(71) Applicant: **Vornado Air LLC**, Andover, KS (US)

(72) Inventors: **Brian M. Cartwright**, Wichita, KS (US); **Glen W. Ediger**, North Newton, KS (US); **Timothy Holub**, Cheney, KS (US); **Gary Israel**, Andover, KS (US); **Gregory Pease**, Andover, KS (US); **Joshua S. Weed**, Wichita, KS (US)

(73) Assignee: **Vornado Air LLC**, Andover, KS (US)

(\*\*) Term: **15 Years**

(21) Appl. No.: **29/567,414**

(22) Filed: **Jun. 8, 2016**

(51) **LOC (11) Cl.** ..... **23-04**

(52) **U.S. Cl.**  
USPC ..... **D23/356**

(58) **Field of Classification Search**  
USPC ..... D23/355-366, 352, 369, 332, 333, 335, D23/336, 342, 351; 422/120, 122; 55/356, 473, 504; 96/97; 261/DIG. 17, 261/DIG. 65, DIG. 88, DIG. 31  
CPC .. A61L 9/16; A61L 9/22; B01D 47/00; B01D 47/027; B01D 2221/02; B01D 2259/4508; B03C 3/155; B03C 3/368; F24F 3/16; F24F 13/20; F24F 13/28; F24F 2001/0096; F24F 3/1405; F24F 3/1603; F24F 13/222

See application file for complete search history.

(56) **References Cited**

**U.S. PATENT DOCUMENTS**

D349,566 S \* 8/1994 O'Grady ..... D23/356  
D388,511 S \* 12/1997 Jane' ..... D23/356

D395,491 S \* 6/1998 Jane' ..... D23/356  
D401,316 S \* 11/1998 Allen ..... D23/356  
D402,021 S \* 12/1998 Allen ..... D23/356  
D408,511 S \* 4/1999 Allen ..... D23/356  
6,019,355 A \* 2/2000 Birdsell ..... F24F 1/04  
261/142  
D430,656 S \* 9/2000 Farrage ..... D23/356  
D438,295 S \* 2/2001 Krauss ..... D23/356  
6,874,771 B2 \* 4/2005 Birdsell ..... F24F 6/10  
261/131  
7,754,157 B2 \* 7/2010 Tomioka ..... A61L 9/22  
210/295  
D635,233 S \* 3/2011 Nelson ..... D23/365  
D664,247 S \* 7/2012 Paterson ..... D23/364

\* cited by examiner

*Primary Examiner* — David G Muller

(74) *Attorney, Agent, or Firm* — Milligan PC LLO

(57) **CLAIM**

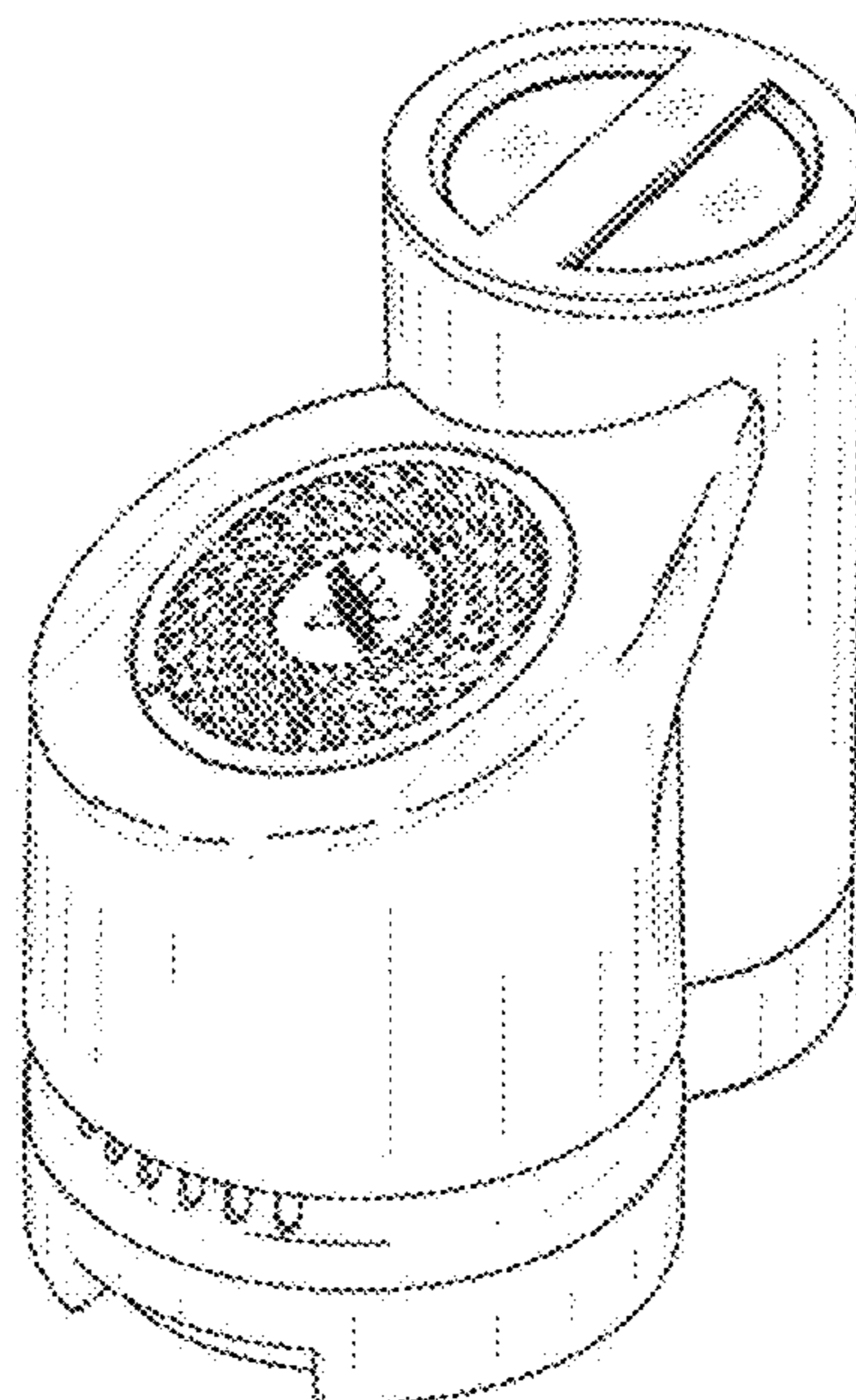
The ornamental design for a humidifier, as shown and described.

**DESCRIPTION**

FIG. 1 is a front, right, top perspective view of a humidifier; FIG. 2 is a front elevation view thereof; FIG. 3 is a rear elevation view thereof; FIG. 4 is a right side elevation view thereof; FIG. 5 is a left side elevation view thereof; FIG. 6 is a top elevation view thereof; and, FIG. 7 is a bottom elevation view thereof.

The broken line showing of parts of the drawings is included for the purpose of illustrating use and environment and forms no part of the claimed design.

**1 Claim, 7 Drawing Sheets**



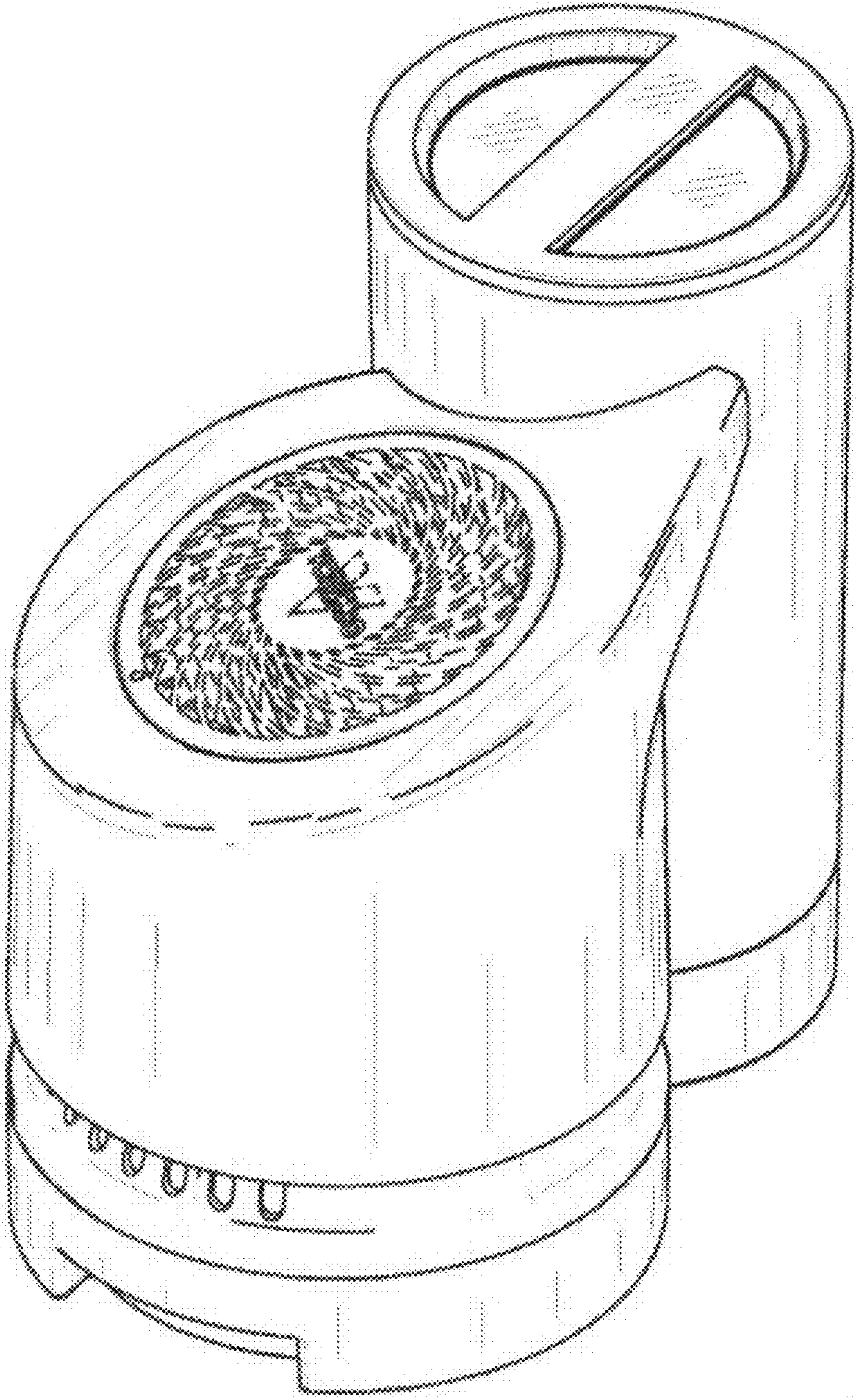


FIG. 1

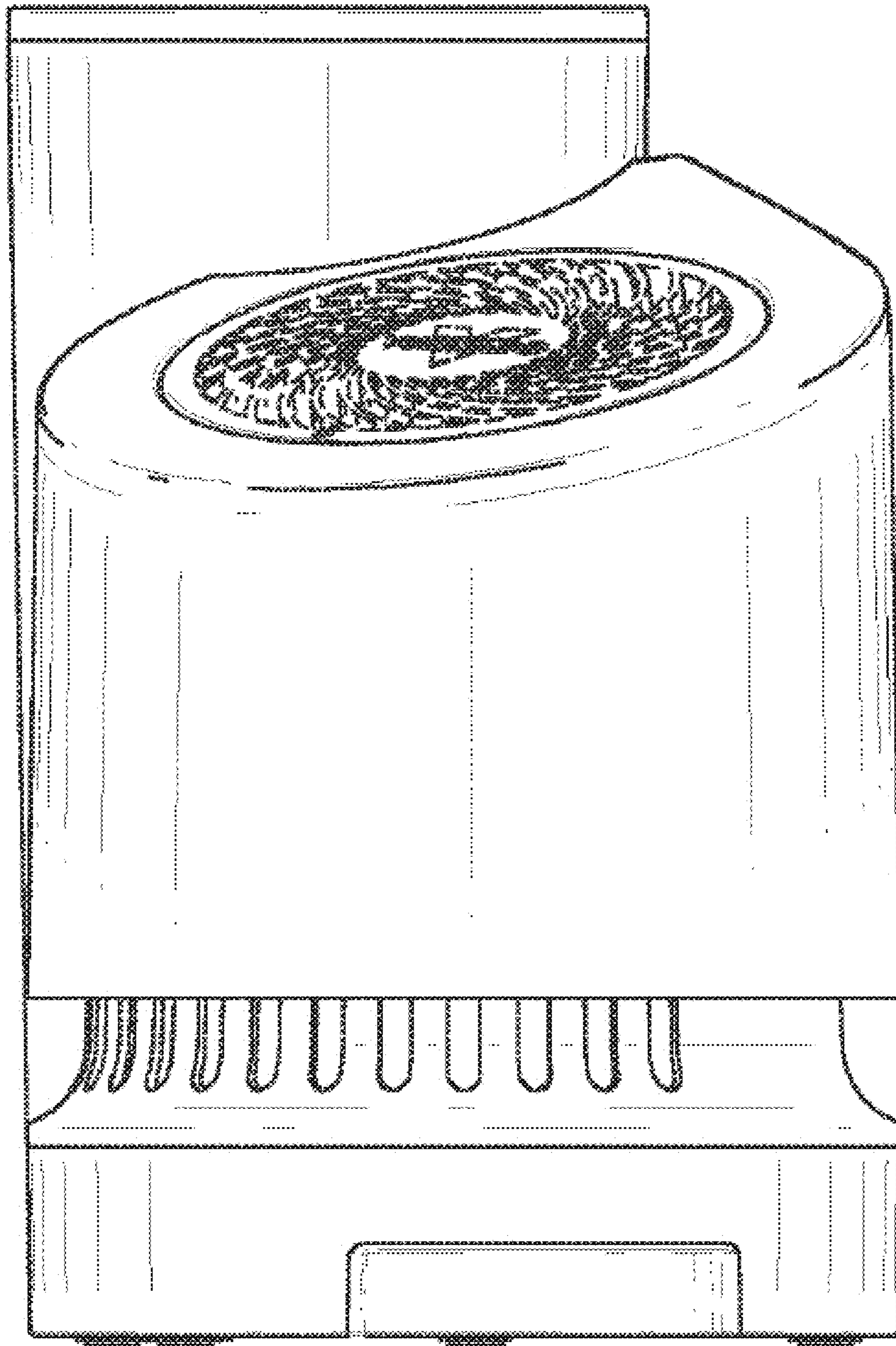


FIG. 2

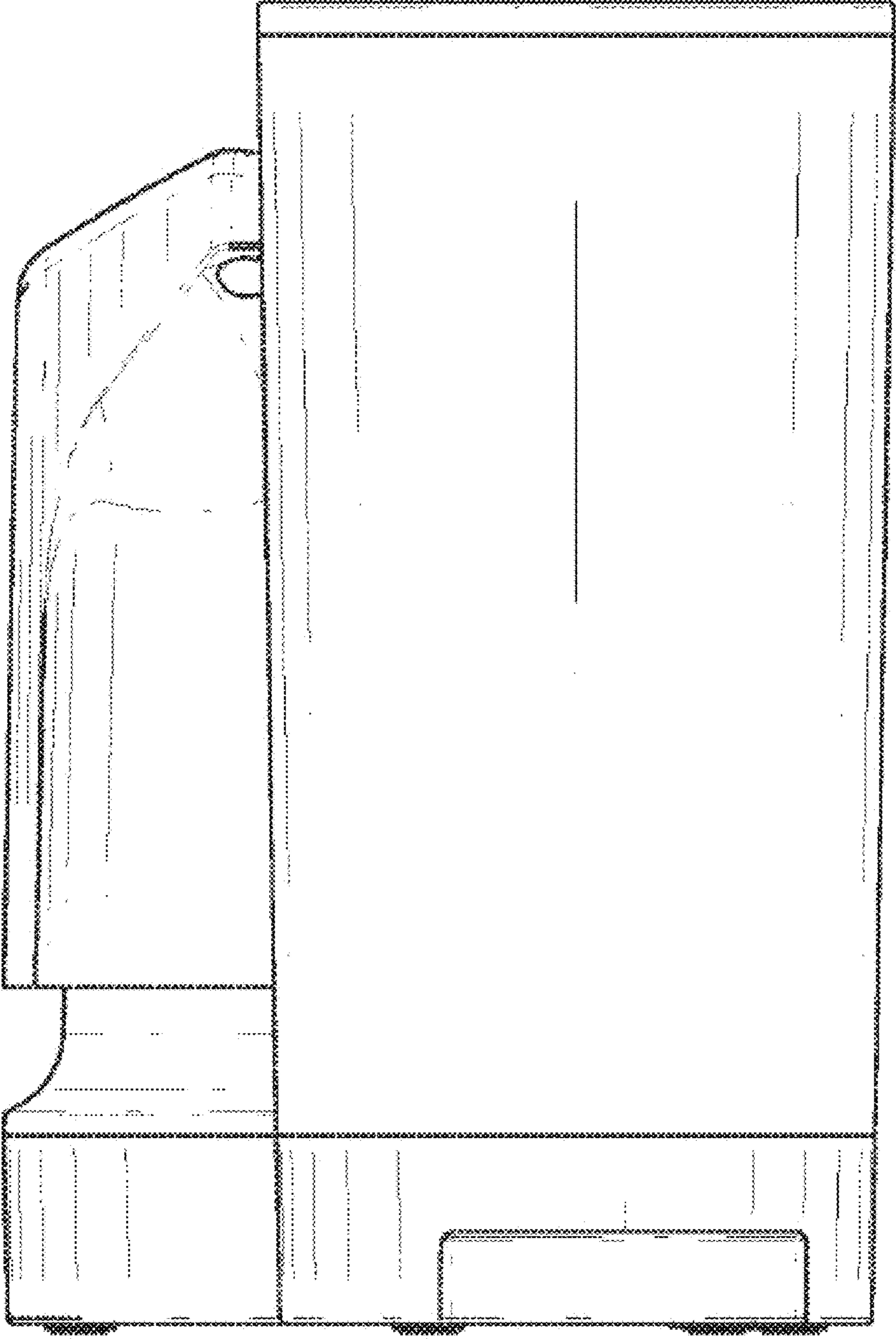


FIG. 3




FIG. 4




FIG. 5

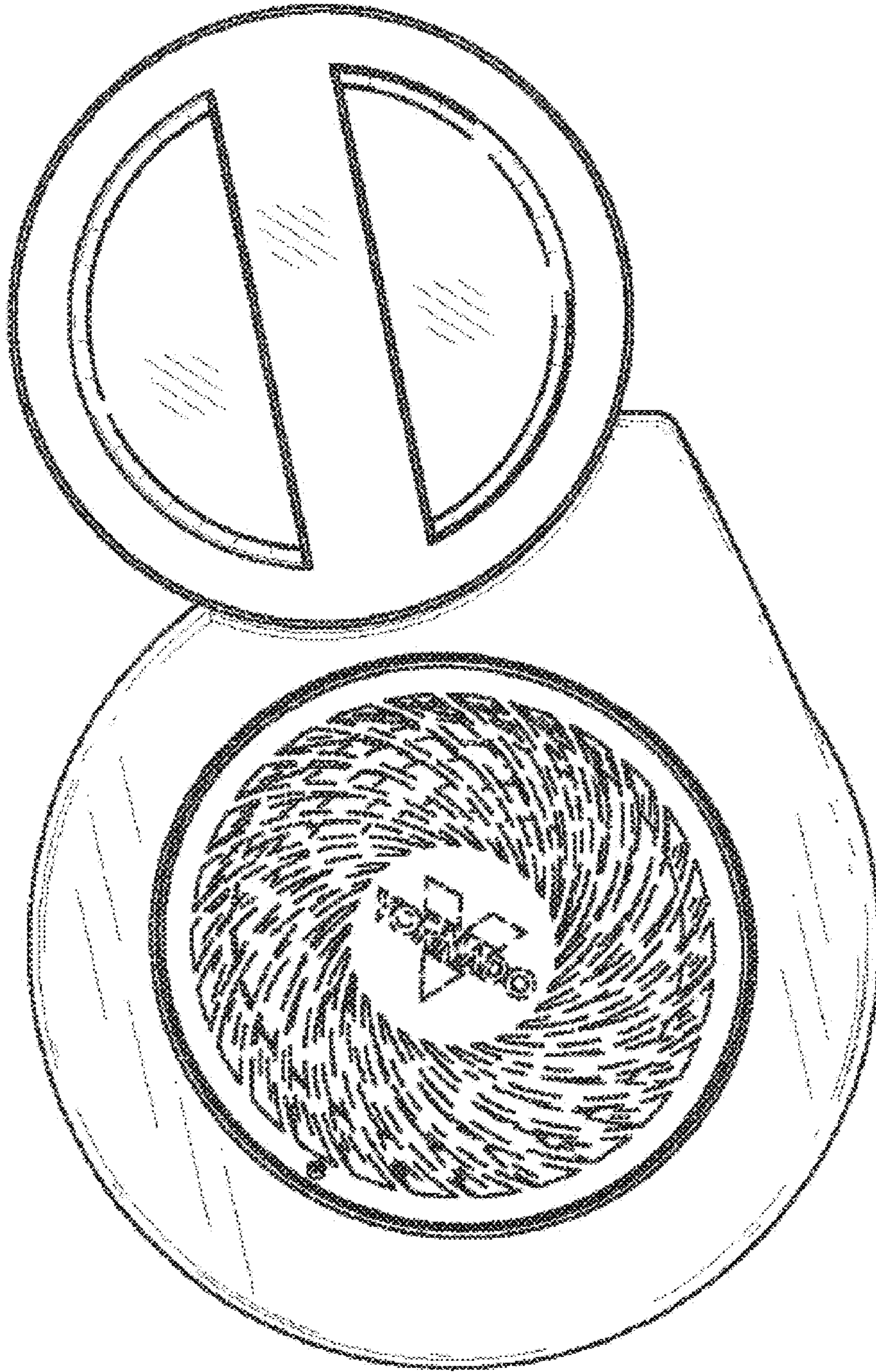


FIG. 6

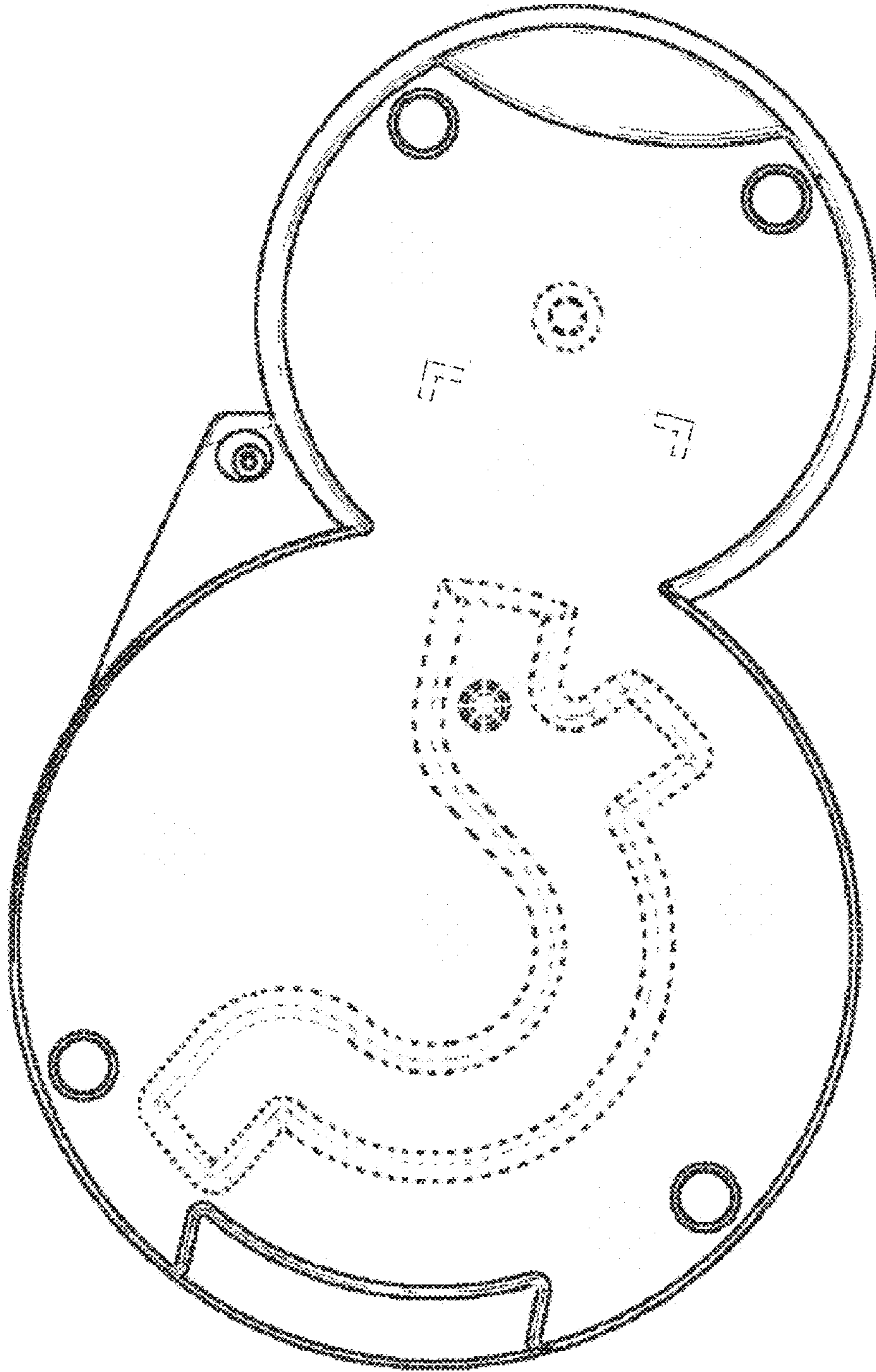


FIG. 7