



US00D814616S

(12) **United States Design Patent** (10) **Patent No.:** **US D814,616 S**  
**Lewis et al.** (45) **Date of Patent:** **\*\* Apr. 3, 2018**

(54) **COMMERCIAL TOILET SEAT WITH WINGS AND STABILIZING MEMBERS**

D569,956 S \* 5/2008 Sutopo ..... D23/311  
D662,192 S 6/2012 Lewis  
D672,855 S 12/2012 Lewis  
D788,892 S \* 6/2017 Easley ..... D23/311

(71) Applicants: **Aaron H. Lewis**, Hacienda Heights, CA (US); **Douglas K. Dungee**, Las Vegas, NV (US)

\* cited by examiner

(72) Inventors: **Aaron H. Lewis**, Hacienda Heights, CA (US); **Douglas K. Dungee**, Las Vegas, NV (US)

*Primary Examiner* — Robert M. Spear

*Assistant Examiner* — John A Voytek

(74) *Attorney, Agent, or Firm* — Thomas I. Rozss

(73) Assignee: **Comfort Plus LLC**, Las Vegas, NV (US)

(\*\*) Term: **15 Years**

(57) **CLAIM**

(21) Appl. No.: **29/589,501**

The ornamental design for a commercial toilet seat with wings and stabilizing members, as shown and described.

(22) Filed: **Jan. 1, 2017**

(51) **LOC (11) Cl.** ..... **23-02**

(52) **U.S. Cl.**

USPC ..... **D23/311**

(58) **Field of Classification Search**

USPC ..... D23/295–303, 307, 309, 310, 311, 313;  
D6/349, 354, 356, 601, 611, 716.4, 716.5;

D21/414, 415; D24/200

CPC ..... A47K 11/00; A47K 13/00; Y10S 4/05;  
A47G 9/10

See application file for complete search history.

**DESCRIPTION**

FIG. 1 is a top right, side perspective view of a commercial toilet seat with wings and stabilizing members, showing our new design;

FIG. 2 is a bottom left side perspective view thereof;

FIG. 3 is a rear perspective view thereof;

FIG. 4 is a bottom plan view thereof;

FIG. 5 is a top plan view thereof;

FIG. 6 is a left side view thereof;

FIG. 7 is a right side view thereof;

FIG. 8 is a front view thereof; and,

FIG. 9 is a rear view thereof.

(56) **References Cited**

U.S. PATENT DOCUMENTS

D352,773 S \* 11/1994 Haleschuk ..... D23/311

D514,672 S \* 2/2006 Davis ..... D23/311

**1 Claim, 9 Drawing Sheets**





FIG. 1




FIG. 2




FIG. 3




FIG. 4




FIG. 5




FIG. 6




FIG. 7






FIG. 8




FIG. 9