



US00D814609S

(12) **United States Design Patent**
Walton et al.

(10) **Patent No.:** **US D814,609 S**
(45) **Date of Patent:** **** Apr. 3, 2018**

- (54) **APPARATUS FOR DISPENSING ONE OR MORE FLUIDS**
- (71) Applicant: **Cardomon International Limited**,
Tsimshatsui, Kowlon (HK)
- (72) Inventors: **Philip A. Walton**, Bishop Auckland
(GB); **Celyn Mitchell**, Witton-le-Wear
(GB)
- (73) Assignee: **Cardomon International Limited**,
Hong Kong (HK)
- (**) Term: **15 Years**
- (21) Appl. No.: **29/568,531**
- (22) Filed: **Jun. 20, 2016**
- (51) **LOC (11) Cl.** **23-01**
- (52) **U.S. Cl.**
USPC **D23/225**
- (58) **Field of Classification Search**
USPC D23/201, 211, 213, 221, 223, 225, 226,
D23/229; D7/300, 306-308, 310-320
CPC B05B 1/18; B05B 1/00-1/08; B05B 1/20;
B05B 15/063
See application file for complete search history.

- D655,123 S * 3/2012 Bingul D7/306
- D713,682 S * 9/2014 Morse D7/306
- 2002/0162350 A1* 11/2002 Haskayne B67D 1/0058
62/390
- 2002/0162856 A1* 11/2002 Sheridan B67D 3/0029
222/129

* cited by examiner

Primary Examiner — Robin V Webster
Assistant Examiner — Rachel Voorhies

(74) *Attorney, Agent, or Firm* — Merek, Blackmon &
Voorhees, LLC

(57) **CLAIM**

The ornamental design for an apparatus for dispensing one or more fluids, as shown and described.

DESCRIPTION

FIG. 1 is a perspective view of the apparatus for dispensing one or more fluids. A view of the claimed design rotated 180 degrees from the view in FIG. 1 is a mirror image of FIG. 1;

FIG. 2 is a front elevational view of the apparatus for dispensing one or more fluids shown in FIG. 1;

FIG. 3 is a rear elevational view of the apparatus for dispensing one or more fluids shown in FIG. 1;

FIG. 4 is a right side elevational view of the apparatus for dispensing one or more fluids shown in FIG. 1;

FIG. 5 is a left side elevational view of the apparatus for dispensing one or more fluids shown in FIG. 1;

FIG. 6 is a top plan view of the apparatus for dispensing one or more fluids shown in FIG. 1; and,

FIG. 7 is a bottom plan view of the apparatus for dispensing one or more fluids shown in FIG. 1.

1 Claim, 7 Drawing Sheets

(56) **References Cited**

U.S. PATENT DOCUMENTS

- D300,595 S * 4/1989 Boxall D15/85
- D312,020 S * 11/1990 Legault D7/306
- D360,805 S * 8/1995 Friedman D7/302
- D463,705 S * 10/2002 Chaput D7/301
- D482,227 S * 11/2003 Walton D7/306
- D634,394 S * 3/2011 Whitman D23/201
- D646,105 S * 10/2011 Deo D7/306
- D646,348 S * 10/2011 Whitman D23/201




FIGURE 1

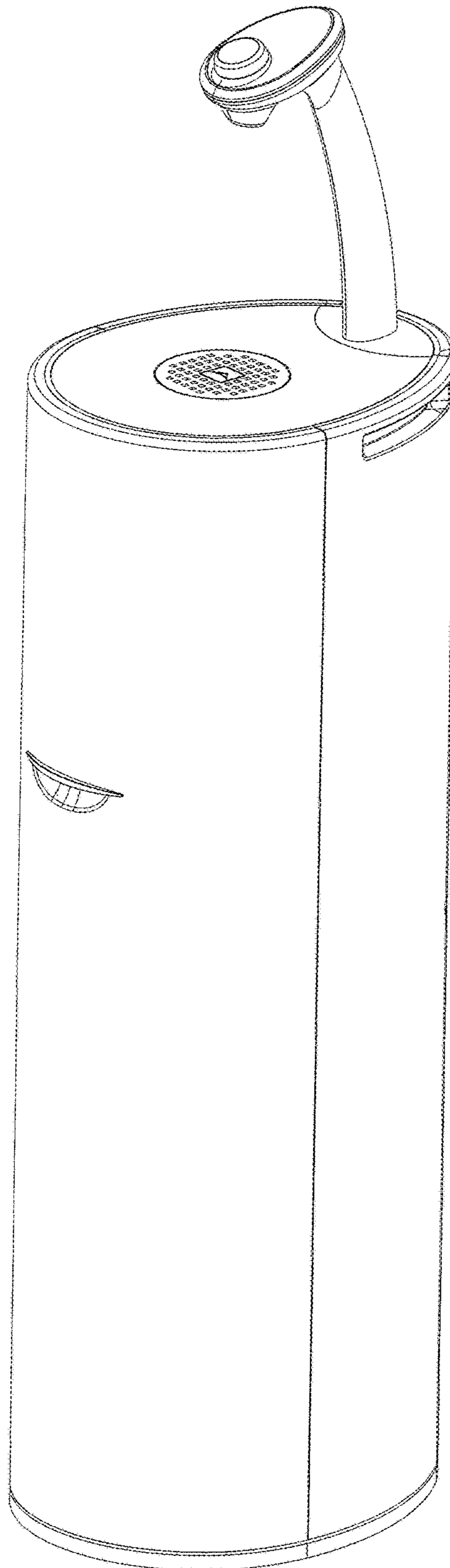


FIGURE 2

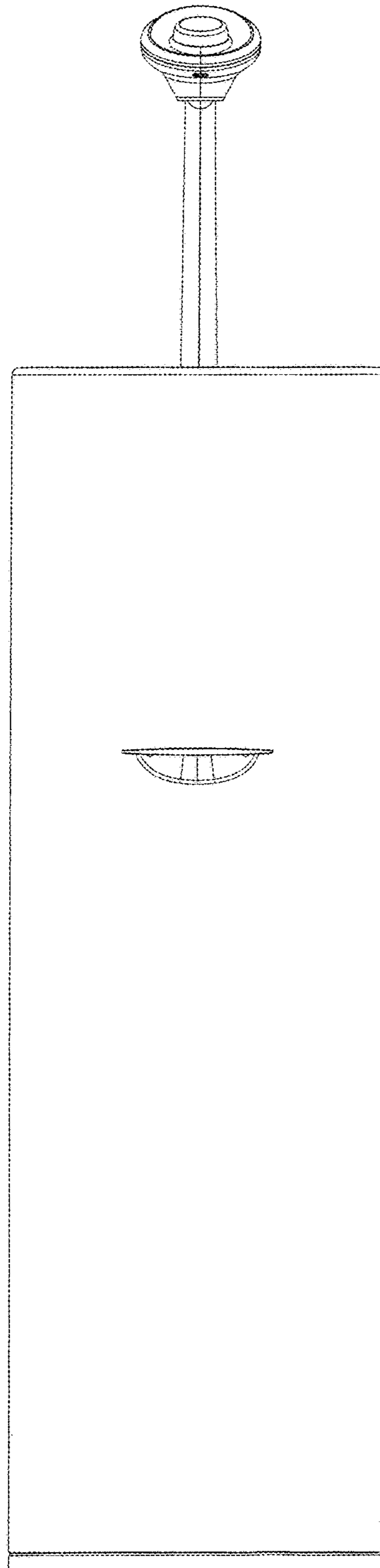


Figure 3

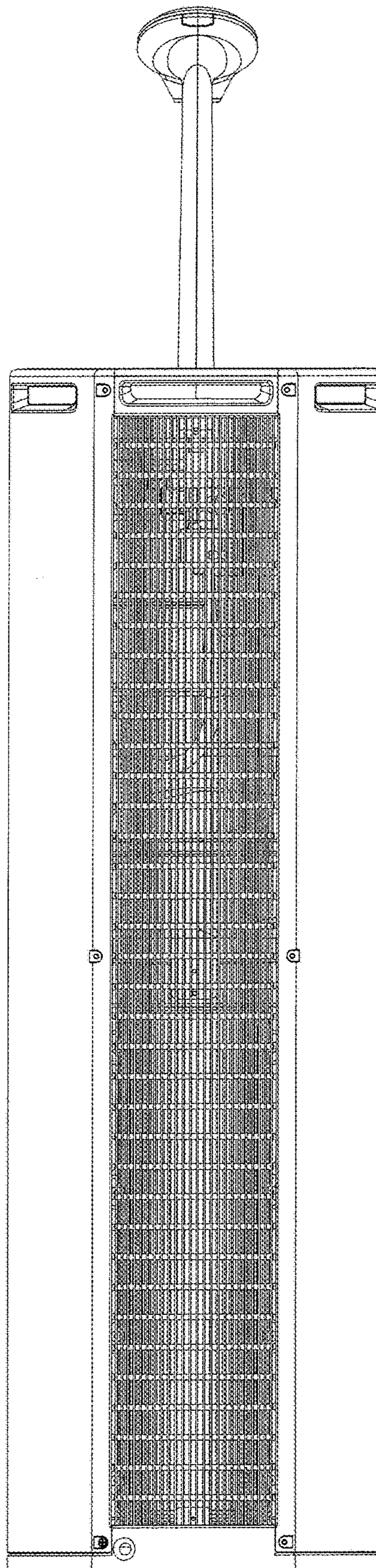
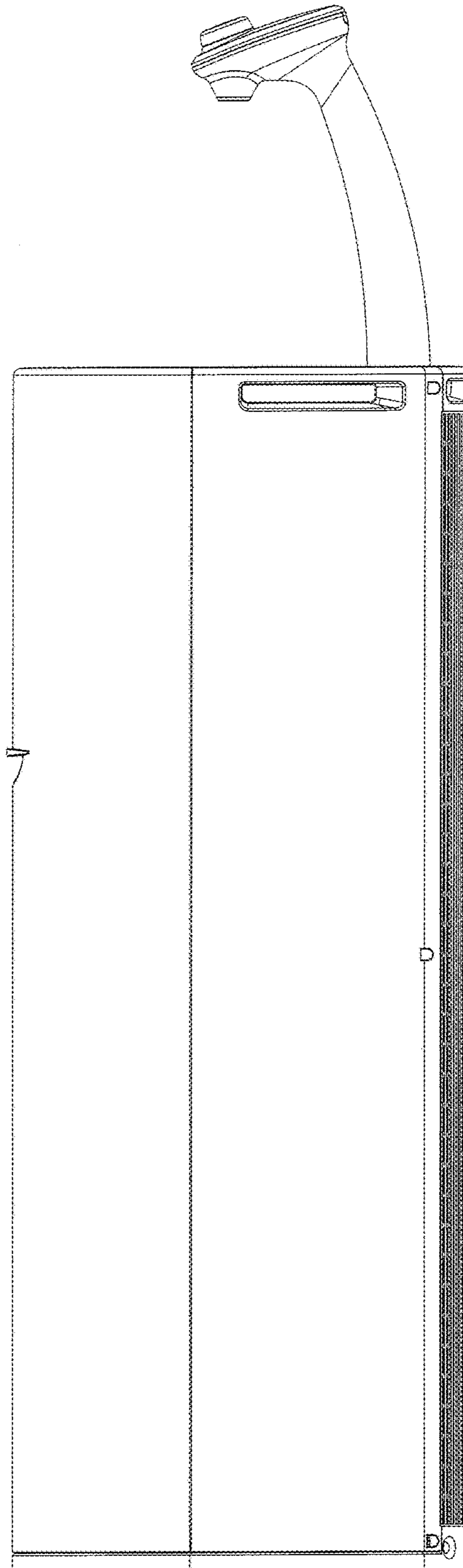


Figure 4



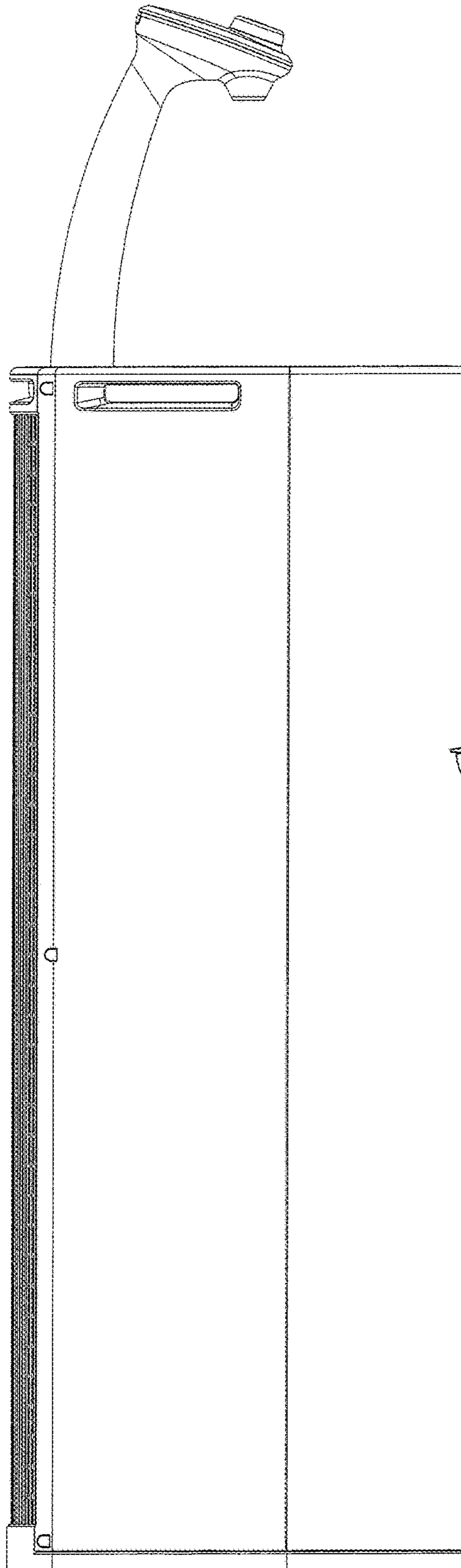


Figure 5

FIGURE 6

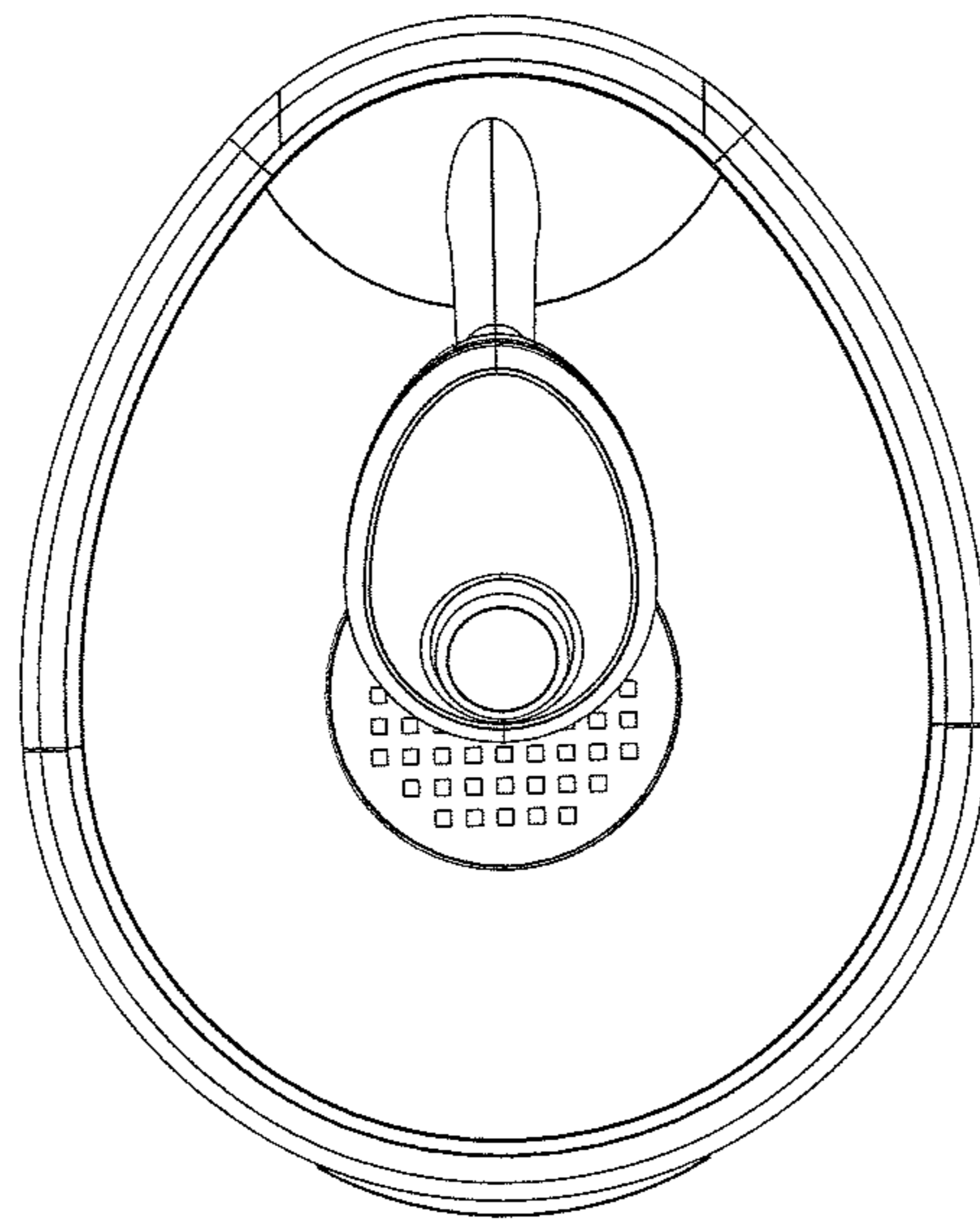


Figure 7

