



US00D814589S

(12) **United States Design Patent** (10) **Patent No.:** **US D814,589 S**
Eroglu (45) **Date of Patent:** **** Apr. 3, 2018**

(54) **CLIMBING FRAMES PLAY EQUIPMENT**

(71) Applicant: **Fuat Eroglu**, Izmir (TR)

(72) Inventor: **Fuat Eroglu**, Izmir (TR)

(73) Assignee: **CEMER KENT EKIPMANLARI SANAYI VE TICARET ANONIM SIRKETI**, Izmir (TR)

(**) Term: **15 Years**

(21) Appl. No.: **29/592,749**

(22) Filed: **Feb. 1, 2017**

(51) **LOC (11) Cl.** **21-03**

(52) **U.S. Cl.**
USPC **D21/826**

(58) **Field of Classification Search**
USPC D21/811, 814, 826, 827
CPC A63B 9/00; A63B 17/00; A63B 2009/002;
A63B 2009/004; A63B 2009/006; A63B
2208/12

See application file for complete search history.

(56) **References Cited**

U.S. PATENT DOCUMENTS

D100,562 S *	7/1936	Horne	D21/826
D176,999 S *	3/1956	Ahrens	D21/826
3,130,969 A *	4/1964	Groth	A63G 9/02 297/273
D246,477 S *	11/1977	Callecod	D21/826
D289,927 S *	5/1987	Bradford	D21/826
D330,741 S *	11/1992	Matsch	D21/826
D343,670 S *	1/1994	Petersheim	D21/826
D361,818 S *	8/1995	Von Parrish	D21/826
D394,114 S *	5/1998	Bradford	D24/200

D404,786 S *	1/1999	Caron	D21/827
D472,954 S *	4/2003	Kohler	D21/826
D498,282 S *	11/2004	Gertschen	D21/826
D515,166 S *	2/2006	Montfort	A63B 9/00 D21/826
D531,692 S *	11/2006	Kvistad	D21/827
D554,227 S *	10/2007	Yates	D21/826
D615,607 S *	5/2010	Hwang	D21/826
D620,066 S *	7/2010	Kohler	D21/826
D628,668 S *	12/2010	Kilgriff	D21/826
D632,355 S *	2/2011	Kohler	D21/826
D664,622 S *	7/2012	Orsulak	D21/686
D664,624 S *	7/2012	Orsulak	D21/826
D729,334 S *	5/2015	Scott	D21/826
D731,611 S *	6/2015	Klein	D21/826
D743,499 S *	11/2015	Eroglu	D21/826

* cited by examiner

Primary Examiner — Mitchell I. Siegel

(74) *Attorney, Agent, or Firm* — Inventa Capital PLC

(57) **CLAIM**

I claim the ornamental design for a climbing frames play equipment, as shown and described.

DESCRIPTION

This is a Continuation in Part Design application that claims priority to a design application Ser. No. 35/500,103 filed on Aug. 3, 2015 and incorporated herewith by reference in its entirety.

FIG. 1 is a front view of a climbing frames play equipment; FIG. 2 is a top view of the climbing frames play equipment; FIG. 3 is a perspective view of the climbing frames play equipment; and,

FIG. 4 is a bottom view of the climbing frames play equipment.

1 Claim, 4 Drawing Sheets

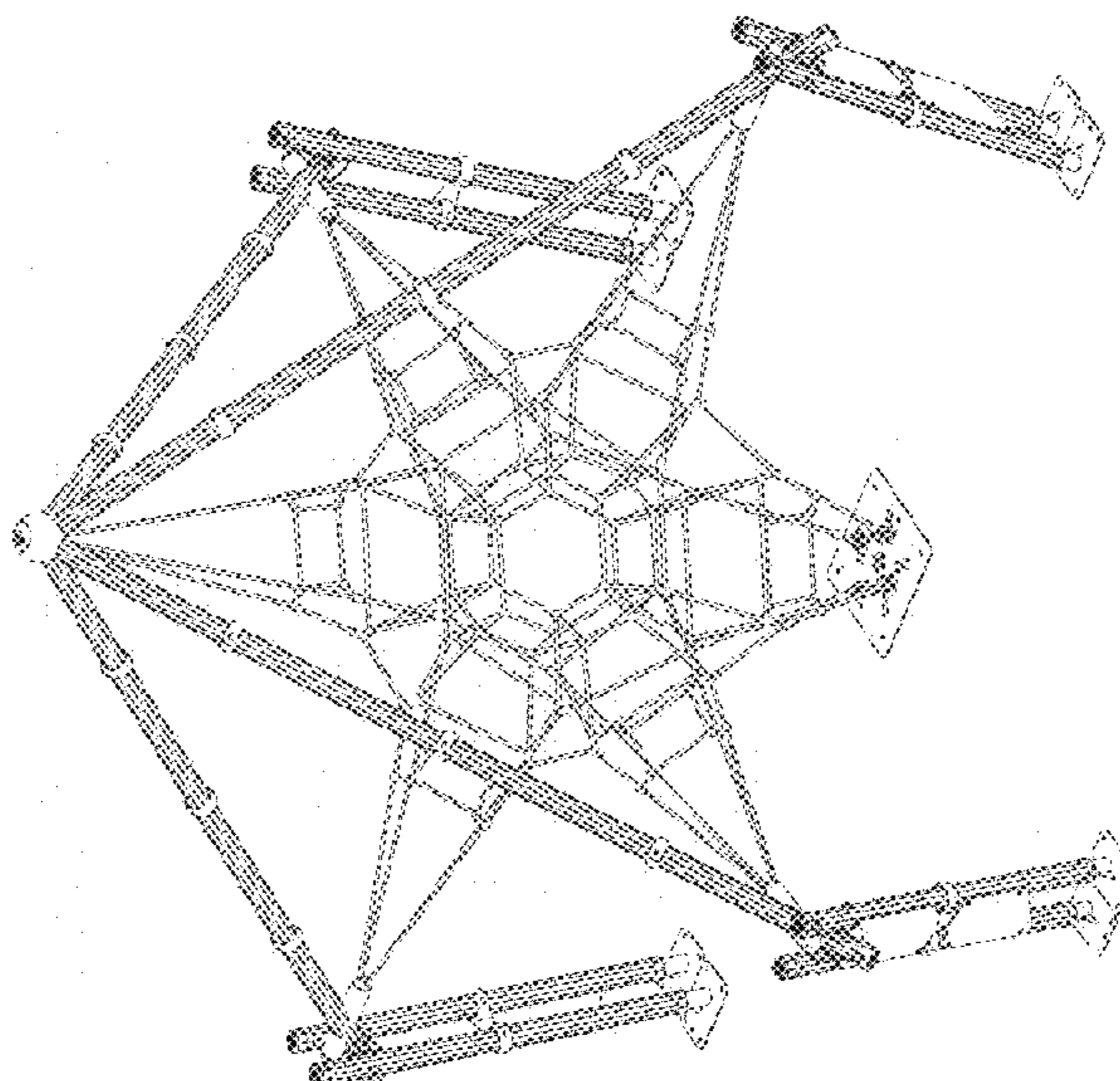


Fig. 1

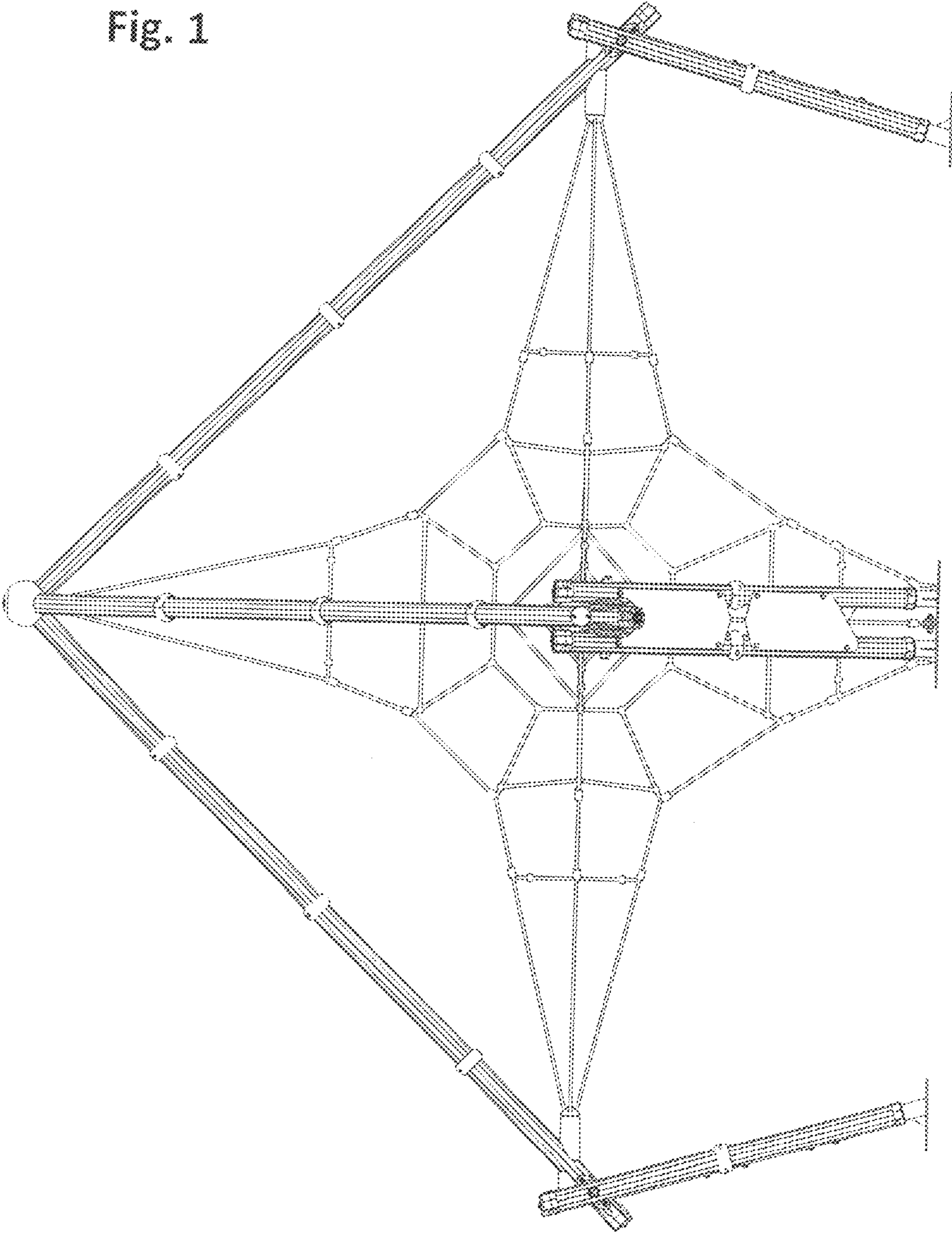


Fig. 2

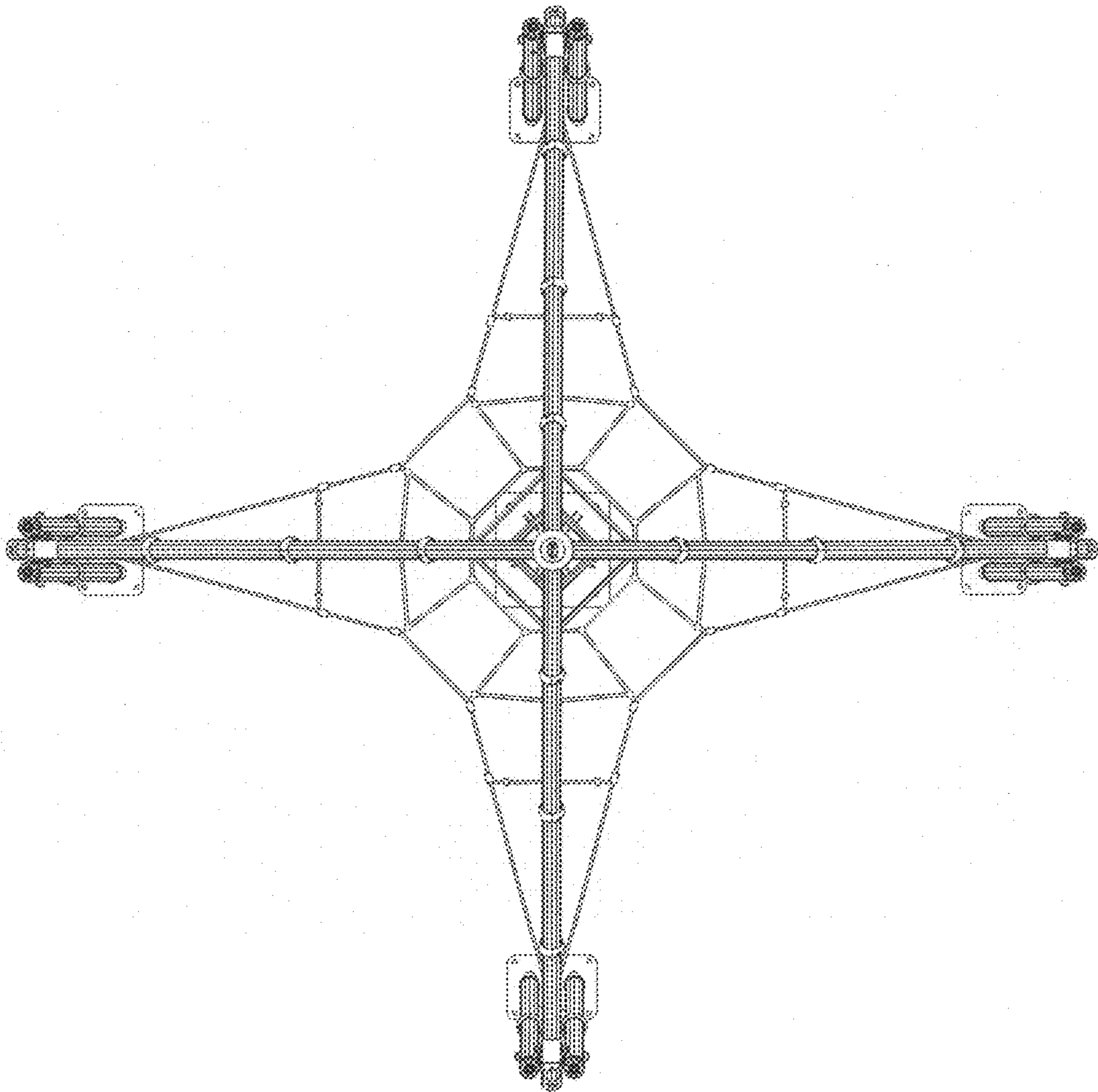


Fig.3

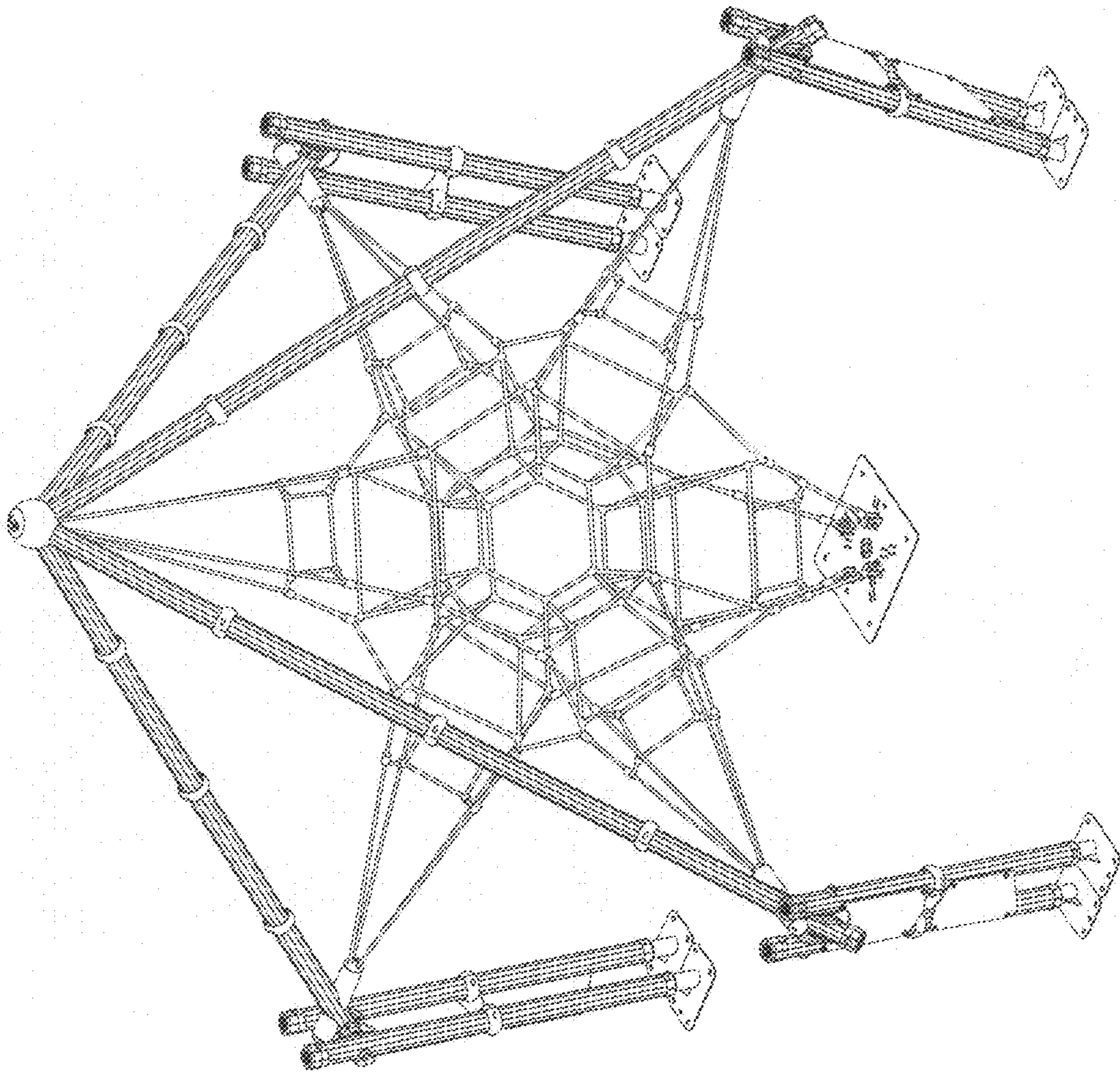


Fig.4

