



US00D814582S

(12) **United States Design Patent**
Bacon et al.

(10) **Patent No.:** **US D814,582 S**

(45) **Date of Patent:** **** Apr. 3, 2018**

(54) **GOLF CLUB HEAD**

(71) Applicant: **KARSTEN MANUFACTURING CORPORATION**, Phoenix, AZ (US)

(72) Inventors: **Cory S. Bacon**, Cave Creek, AZ (US);
Xiaojian Chen, Phoenix, AZ (US);
David A. Higdon, Phoenix, AZ (US)

(73) Assignee: **Karsten Manufacturing Corporation**, Phoenix, AZ (US)

(**) Term: **15 Years**

(21) Appl. No.: **29/580,291**

(22) Filed: **Oct. 7, 2016**

(51) **LOC (11) Cl.** **21-02**

(52) **U.S. Cl.**
USPC **D21/752**

(58) **Field of Classification Search**
USPC D21/733, 752, 759
CPC A63B 53/00; A63B 53/04; A63B 53/0466;
A63B 2053/002; A63B 2053/0445; A63B
2053/0433; A63B 2053/0491; A63B
2053/0437

See application file for complete search history.

(56) **References Cited**

U.S. PATENT DOCUMENTS

D482,419 S	11/2003	Burrows
D486,542 S	2/2004	Burrows
D490,870 S	6/2004	Burrows
D502,976 S	3/2005	Nishitani
D508,275 S	8/2005	Burrows
D508,544 S	8/2005	Madore
D509,272 S	9/2005	Smith
6,939,247 B1	9/2005	Schweigert
D513,424 S	1/2006	Erickson
D514,179 S	1/2006	Chen
6,988,960 B2	1/2006	Mahaffey

D518,129 S	3/2006	Poynor
D518,543 S	4/2006	Aguinaldo
D521,093 S	5/2006	Jorgensen
D522,077 S	5/2006	Schweigert
D522,601 S	6/2006	Schweigert
D523,103 S	6/2006	Hocknell
D523,498 S	6/2006	Chen
D523,502 S	6/2006	Jorgensen
D526,694 S	8/2006	Schweigert
D529,111 S	9/2006	Cleveland
D530,761 S	10/2006	Evans
D532,473 S	11/2006	Chen
D532,474 S	11/2006	Bennett
D532,854 S	11/2006	Oldknow
D535,343 S	1/2007	Chen

(Continued)

FOREIGN PATENT DOCUMENTS

JP	1334538	6/2008
JP	1368763	9/2009
JP	1509539	10/2014

Primary Examiner — Mitchell I. Siegel

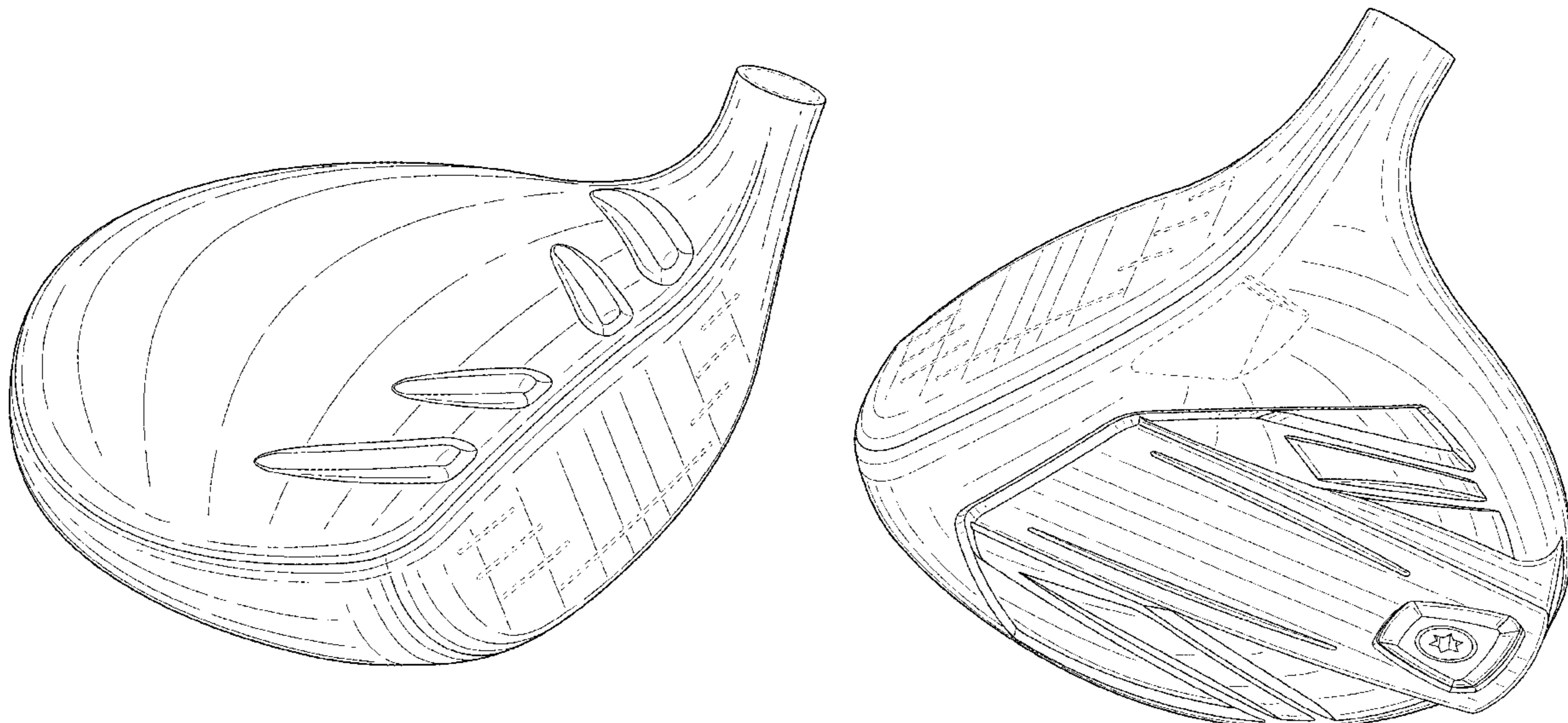
(57) **CLAIM**

The ornamental design for a golf club head, as shown and described.

DESCRIPTION

FIG. 1 is a top perspective view of a golf club head; FIG. 2 is a bottom perspective view of the golf club head of FIG. 1; FIG. 3 is a front view of the golf club head of FIG. 1; FIG. 4 is a rear view of the golf club head of FIG. 1; FIG. 5 is a heel view of the golf club head of FIG. 1; FIG. 6 is a toe view of the golf club head of FIG. 1; FIG. 7 is a top view of the golf club head of FIG. 1; and, FIG. 8 is a bottom view of the golf club head of FIG. 1. The broken lines shown in one or more of the figures are for illustrative purposes only and form no part of the claimed design.

1 Claim, 8 Drawing Sheets



(56)

References Cited

U.S. PATENT DOCUMENTS

D791,255	S	*	7/2017	Jertson	D21/752
D794,733	S	*	8/2017	Milleman	D21/752
D801,461	S	*	10/2017	Milleman	D21/752
D801,465	S	*	10/2017	Tang	D21/759
2005/0043117	A1		2/2005	Gilbert	
2006/0052181	A1		3/2006	Serrano	
2008/0171612	A1		7/2008	Serrano	
2008/0188322	A1		8/2008	Anderson	
2009/0275419	A1		11/2009	Cackett	
2010/0267461	A1		10/2010	Stites	
2011/0053702	A1		3/2011	Stites et al.	
2011/0143858	A1		6/2011	Peralta	
2012/0252597	A1		10/2012	Thomas	
2013/0029781	A1		1/2013	Beno et al.	
2013/0085013	A1		4/2013	Stites et al.	

* cited by examiner

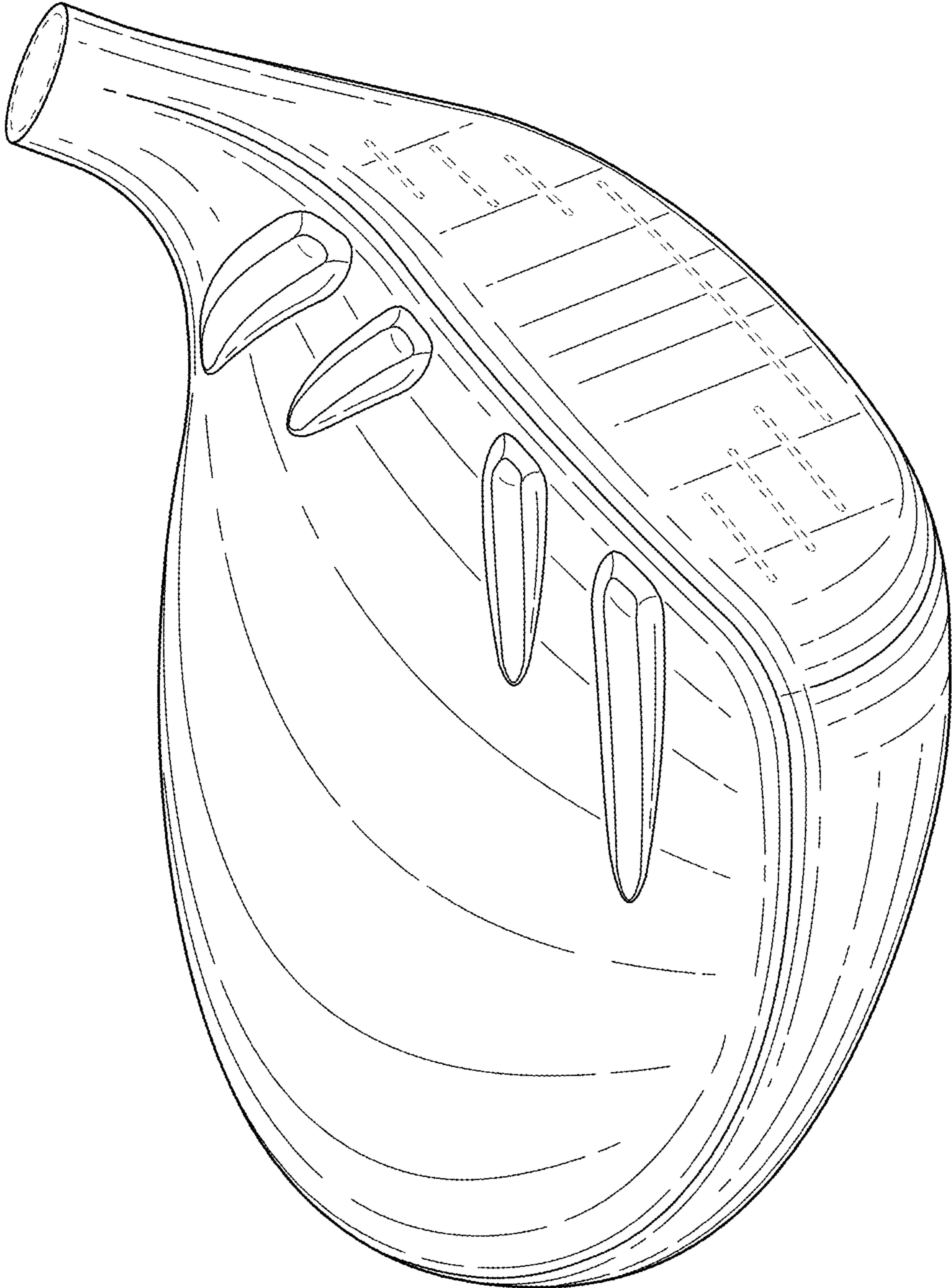


FIG. 1

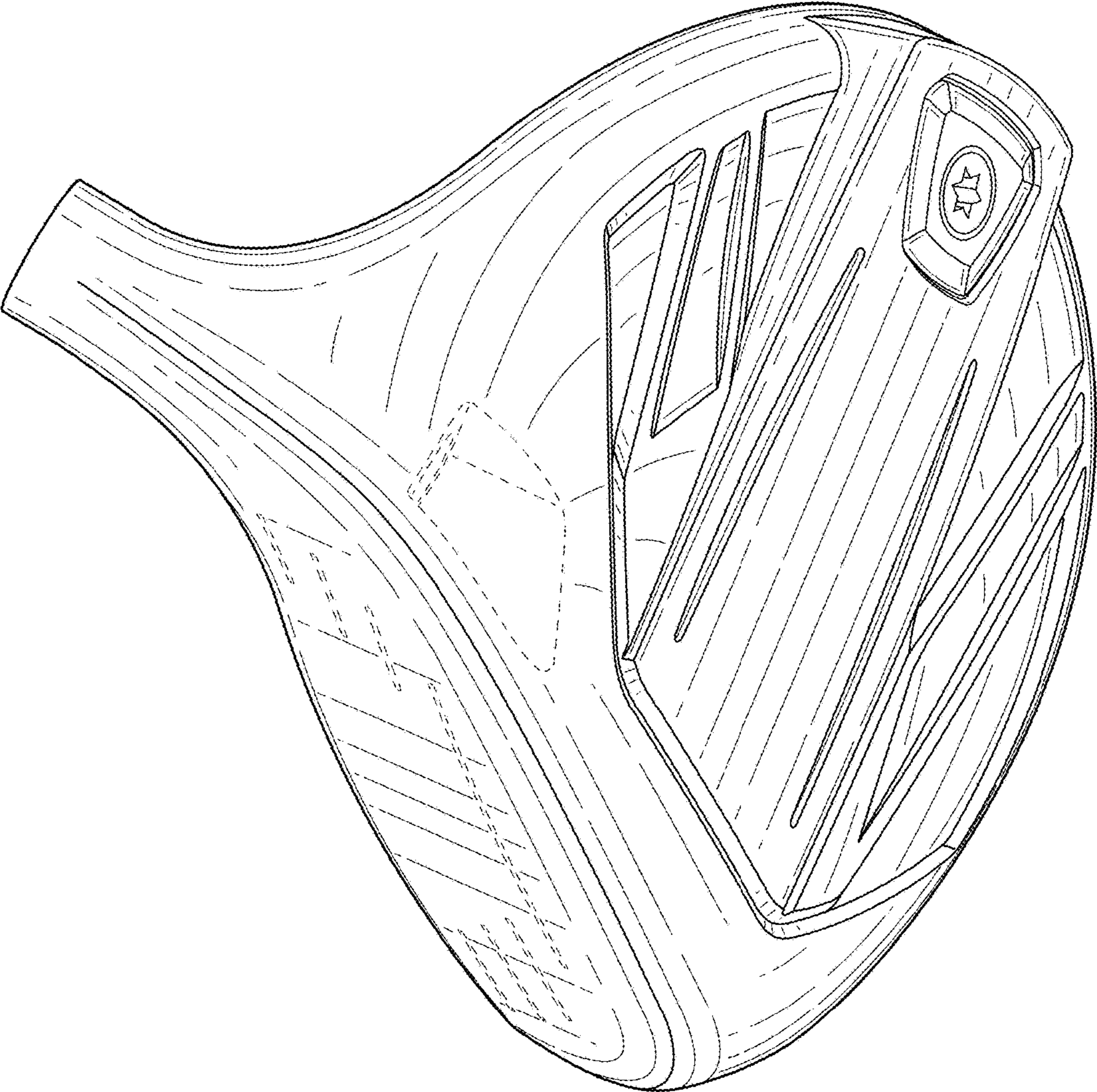


FIG. 2

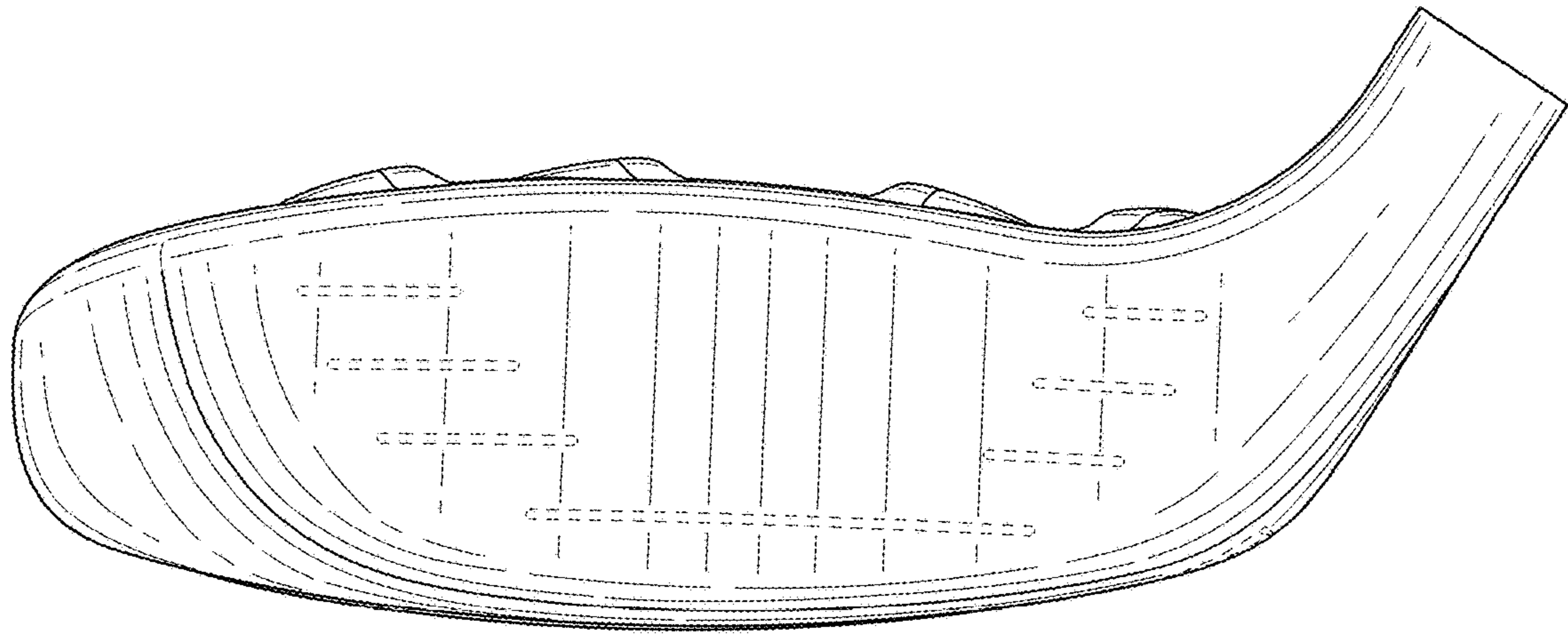


FIG. 3

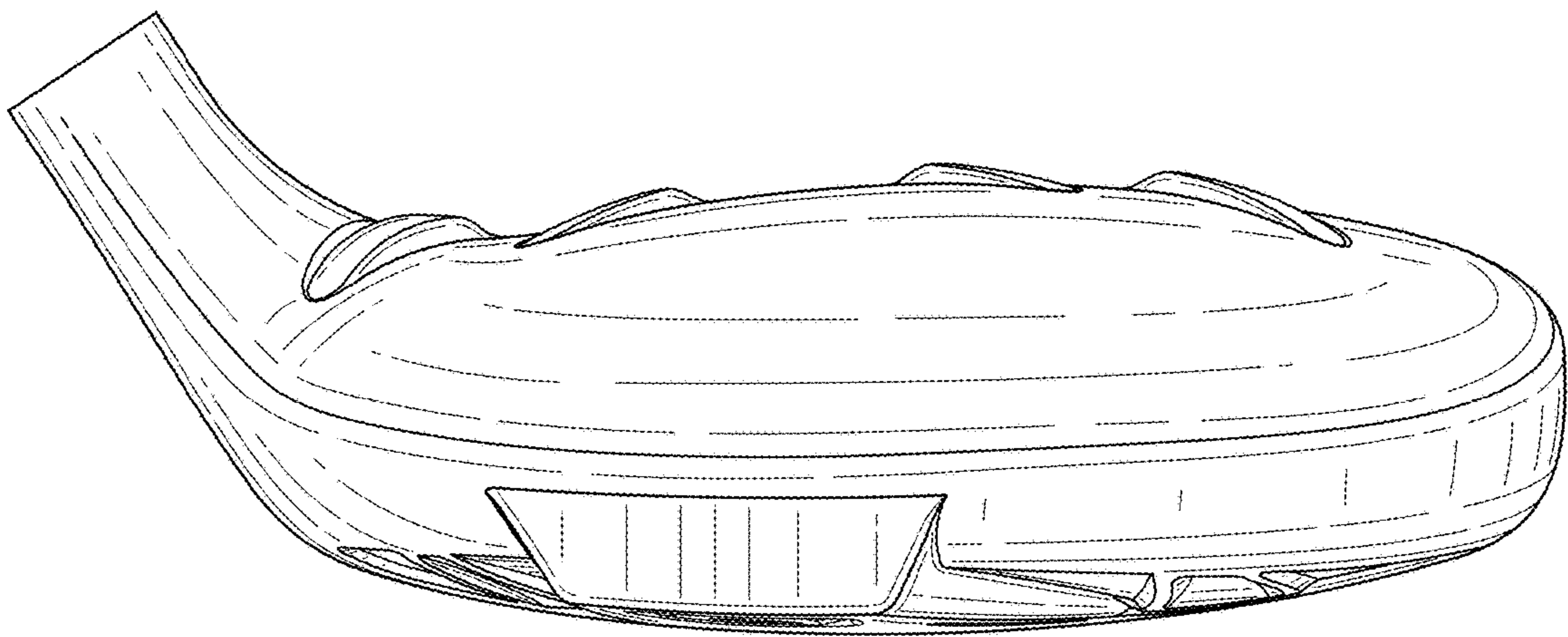


FIG. 4

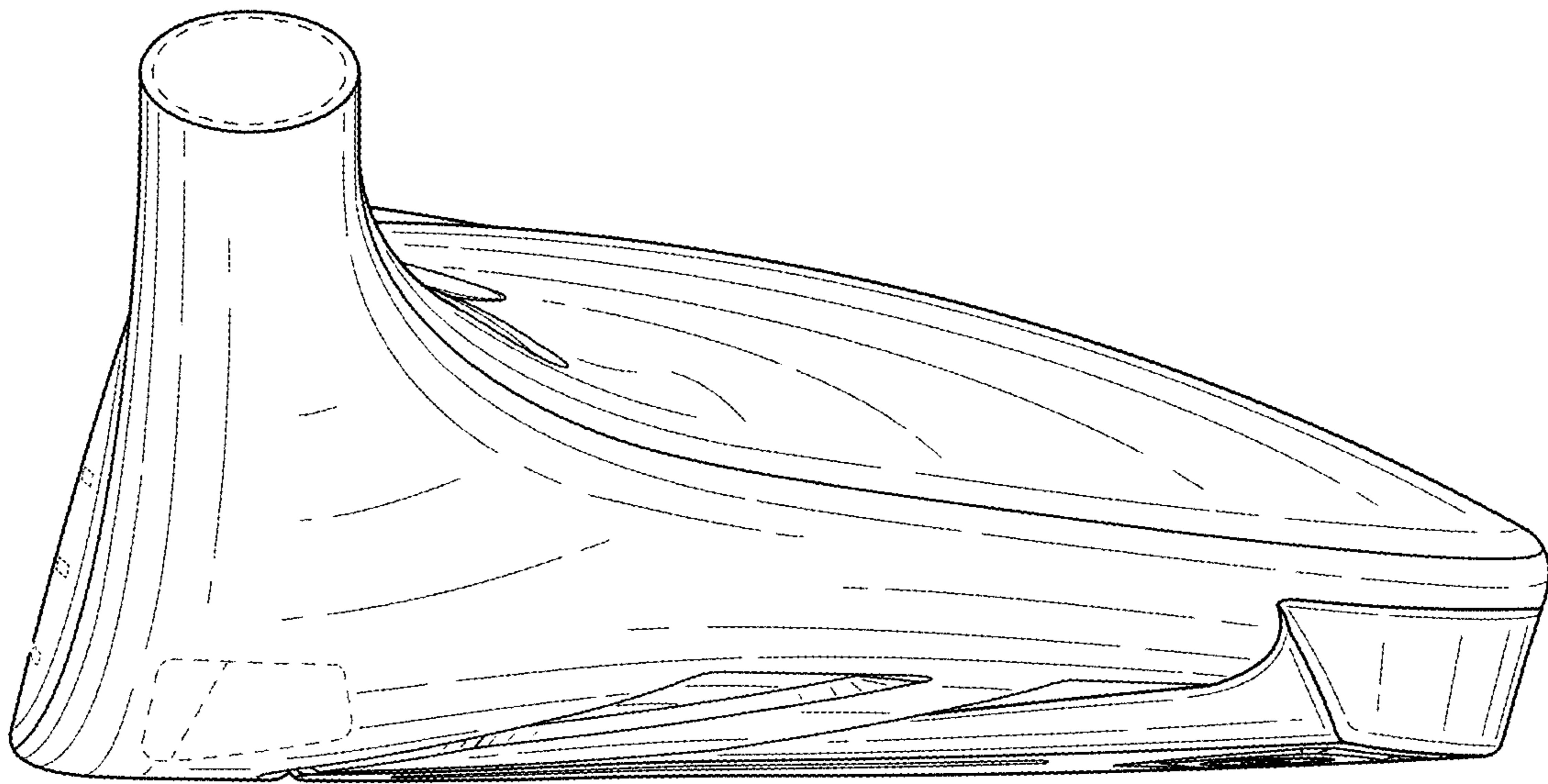


FIG. 5




FIG. 6

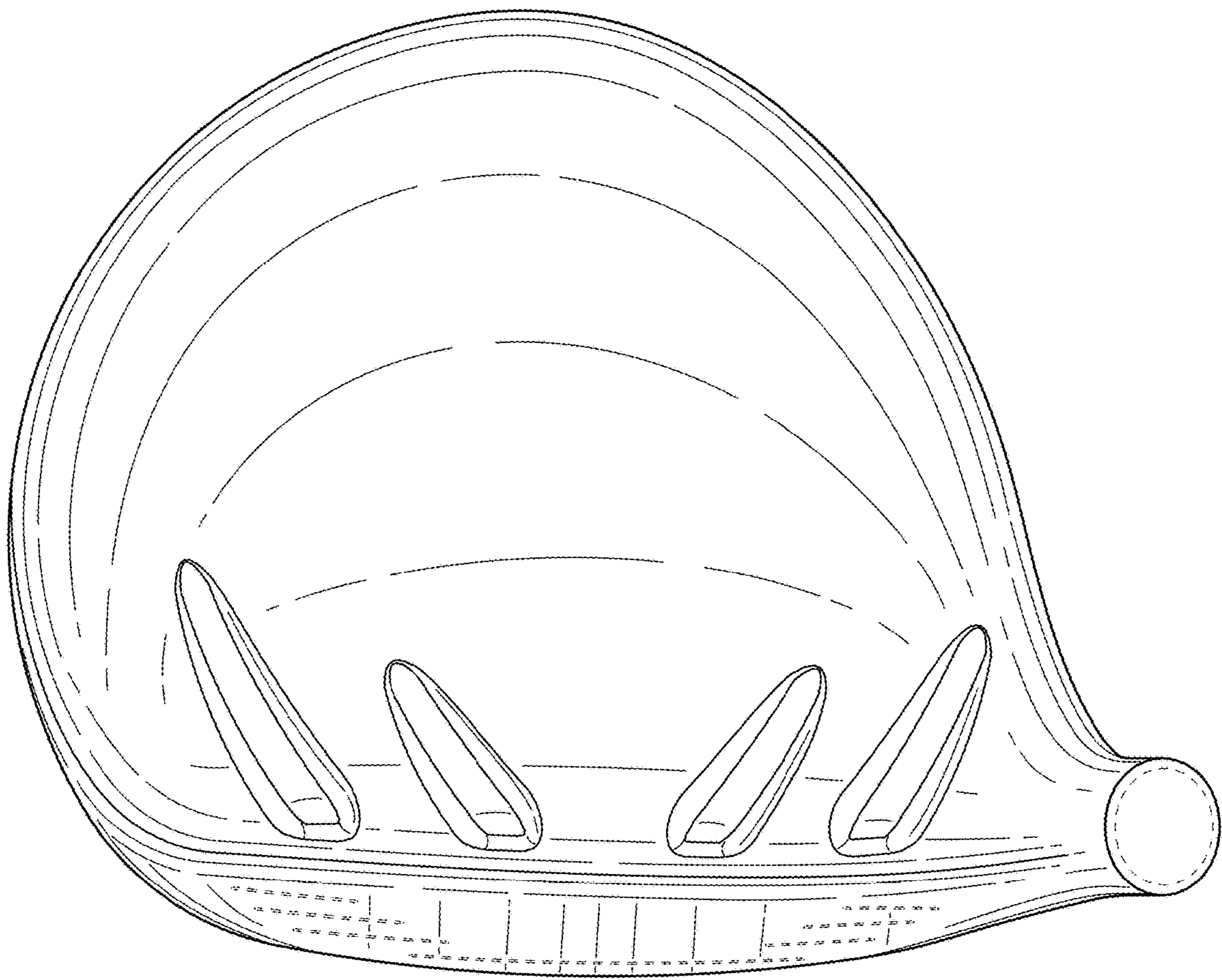


FIG. 7

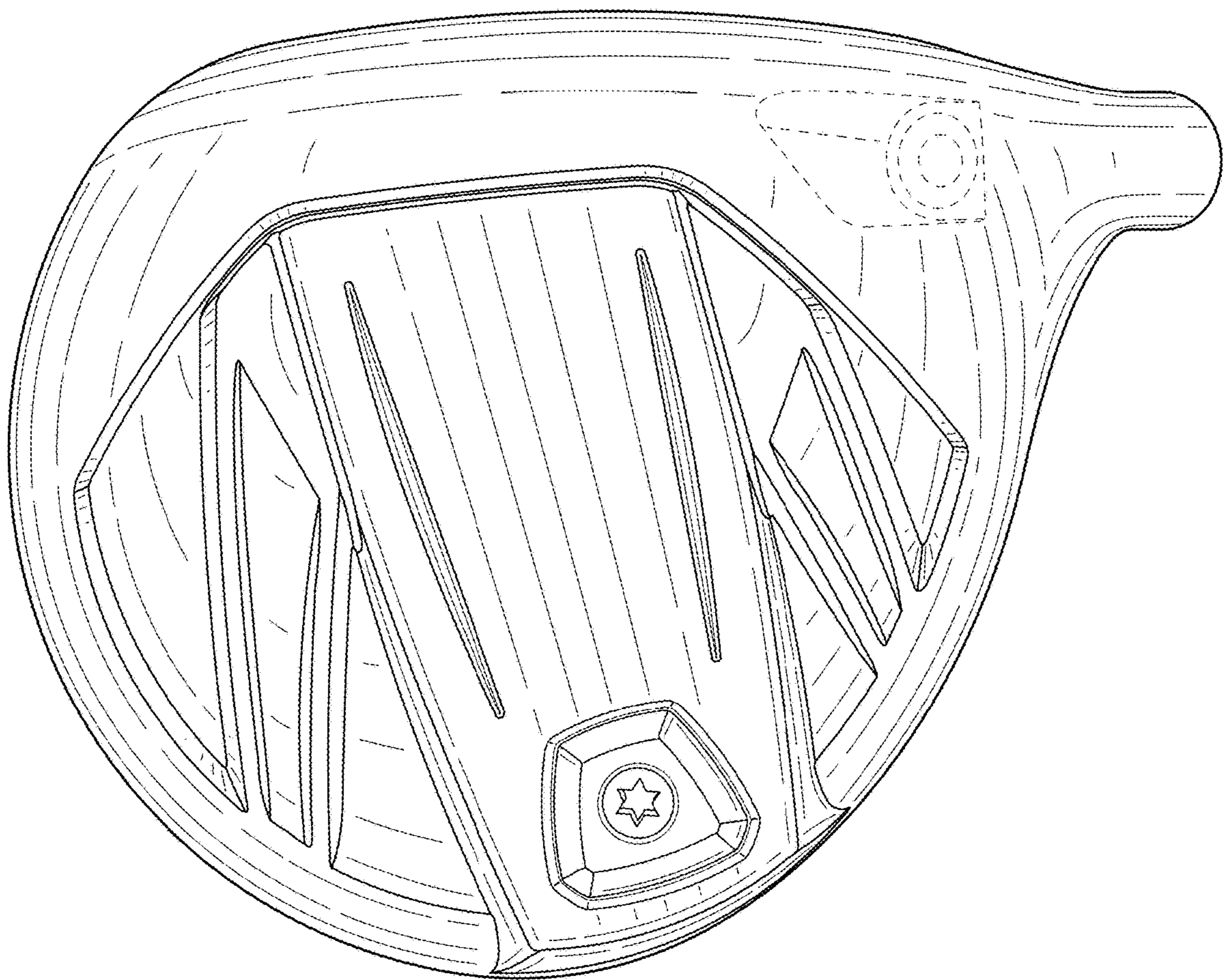


FIG. 8