



US00D814571S

(12) **United States Design Patent**  
**McPherson**

(10) **Patent No.:** **US D814,571 S**  
(45) **Date of Patent:** **\*\* Apr. 3, 2018**

(54) **SPORT DISPLAY**

(71) Applicant: **Jerry McPherson**, Colstrip, MT (US)

(72) Inventor: **Jerry McPherson**, Colstrip, MT (US)

(\*\*) Term: **15 Years**

(21) Appl. No.: **29/554,234**

(22) Filed: **Feb. 9, 2016**

(51) **LOC (11) Cl.** ..... **20-03**

(52) **U.S. Cl.**  
USPC ..... **D20/35**

(58) **Field of Classification Search**  
USPC ..... D20/10, 11, 22-29, 35, 40, 99, 39, 41;  
D14/485-495  
CPC ..... G09F 1/00; G09F 1/02; G09F 2003/023;  
G09F 2003/0261; G09F 2003/0264; G09F  
7/00; G09F 3/206; G09F 3/00; G09F  
13/00; G09F 2007/1807; G09F 13/04;  
G09F 2013/0427; G09F 2013/0495  
See application file for complete search history.

(56) **References Cited**

**U.S. PATENT DOCUMENTS**

D44,658	S	*	9/1913	Ourwen	.....	D20/35
D166,335	S	*	4/1952	Morgan	.....	D20/10
4,253,670	A	*	3/1981	Moulton	.....	F41J 2/02 250/495.1
4,625,973	A	*	12/1986	Dallaire	.....	F41J 9/02 273/366
4,792,142	A	*	12/1988	Davies	.....	F41J 2/02 273/348.1
D308,113	S	*	5/1990	Lewis, Jr.	.....	D11/138
D310,545	S	*	9/1990	Avittan	.....	D20/10
5,065,032	A	*	11/1991	Prosser	.....	F41J 2/02 250/493.1
D325,882	S	*	5/1992	Powell	.....	D10/109.1
5,599,023	A	*	2/1997	Loyd	.....	F41H 3/00 273/348.1

(Continued)

*Primary Examiner* — Mary Ann Calabrese

*Assistant Examiner* — Sloan Rozin

(74) *Attorney, Agent, or Firm* — Quarles & Brady LLP

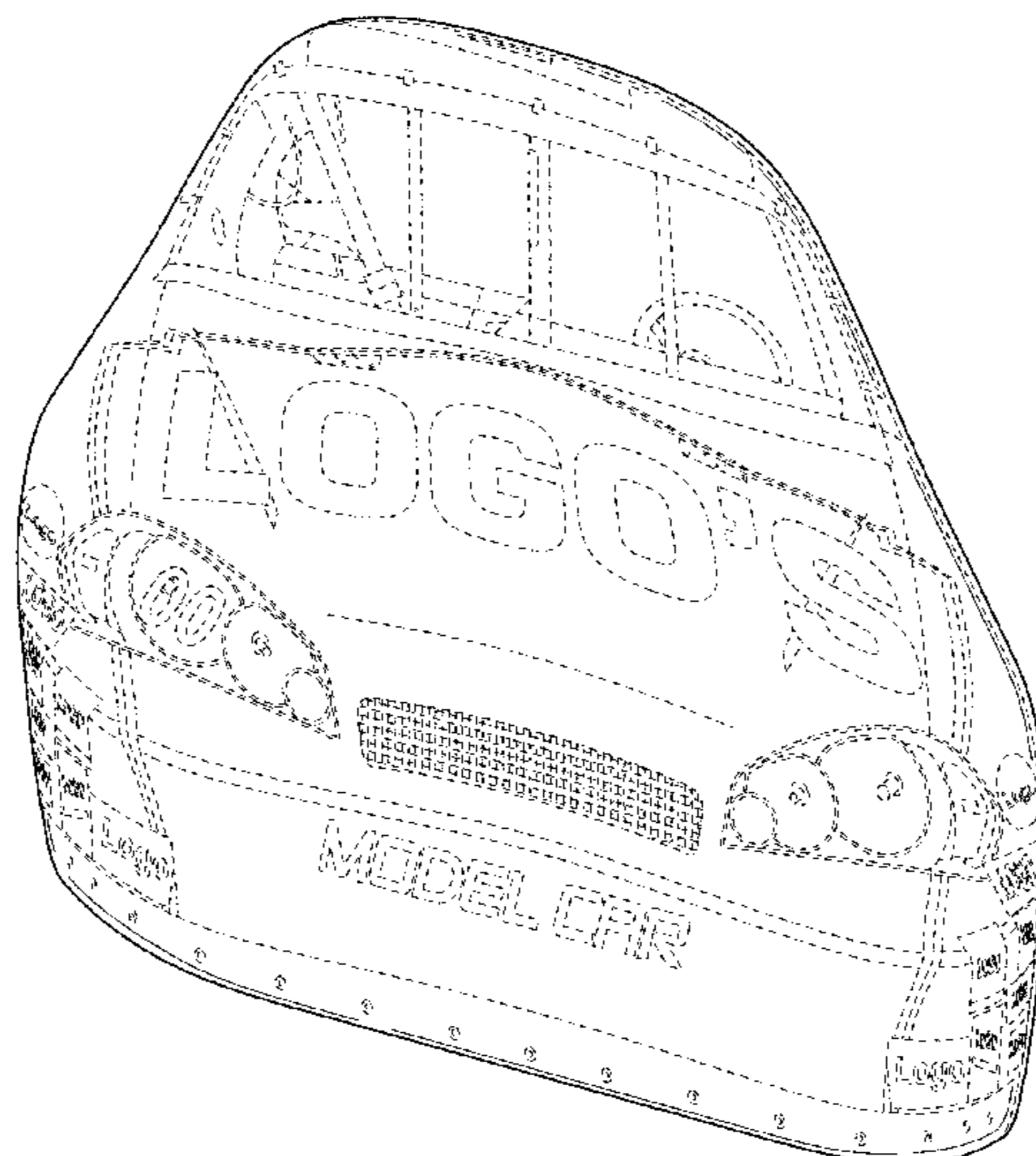
(57) **CLAIM**

The ornamental design for a sport display, as shown and described.

**DESCRIPTION**

FIG. 1 is an isometric view of a top, front, and left side of an ornamental design of a sport display in a deployed manner of use;  
 FIG. 2 is a front elevational view of the sport display of FIG. 1;  
 FIG. 3 is a rear elevational view of the sport display of FIG. 1;  
 FIG. 4 is a left side elevational view of the sport display of FIG. 1;  
 FIG. 5 is a right side elevational view of the sport display of FIG. 1;  
 FIG. 6 is a top plan view of the sport display of FIG. 1;  
 FIG. 7 is a bottom plan view of the sport display of FIG. 1;  
 FIG. 8 is an isometric view of a top, front, and left side of the sport display of FIG. 1 in a folded manner of use;  
 FIG. 9 is a left side elevational view of the sport display of FIG. 8;  
 FIG. 10 is a right side elevational view of the sport display of FIG. 8;  
 FIG. 11 is a top plan view of the sport display of FIG. 8;  
 FIG. 12 is a bottom plan view of the sport display of FIG. 8;  
 FIG. 13 is a front elevational view of the sport display of FIG. 8; and,  
 FIG. 14 is a rear elevational view of the sport display of FIG. 8.  
 The dashed lines are for the purpose of illustrating portions of the sport display that form no part of the claimed design.

**1 Claim, 8 Drawing Sheets**



(56)

**References Cited**

U.S. PATENT DOCUMENTS

D419,196	S *	1/2000	Lewis	.....	D20/23
D433,457	S *	11/2000	Linton	.....	D20/35
D456,321	S *	4/2002	Sammons	.....	D12/162
D459,010	S *	6/2002	Holmberg	.....	D26/31
D482,074	S *	11/2003	Gleason	.....	D20/35
D499,767	S *	12/2004	Wells	.....	D20/35
D513,625	S *	1/2006	Henning	.....	D20/13
D546,891	S *	7/2007	Adams	.....	D20/35
7,348,881	B2 *	3/2008	Watkins	.....	G09F 7/00 340/321
D679,335	S *	4/2013	Bengyak	.....	D20/33
D778,361	S *	2/2017	Piffaretti	.....	D20/35
D778,362	S *	2/2017	Piffaretti	.....	D20/35
D778,363	S *	2/2017	Piffaretti	.....	D20/35
D782,579	S *	3/2017	Piffaretti	.....	D20/35
2016/0200243	A1 *	7/2016	Redlich	.....	B60Q 1/26 362/23.14

\* cited by examiner

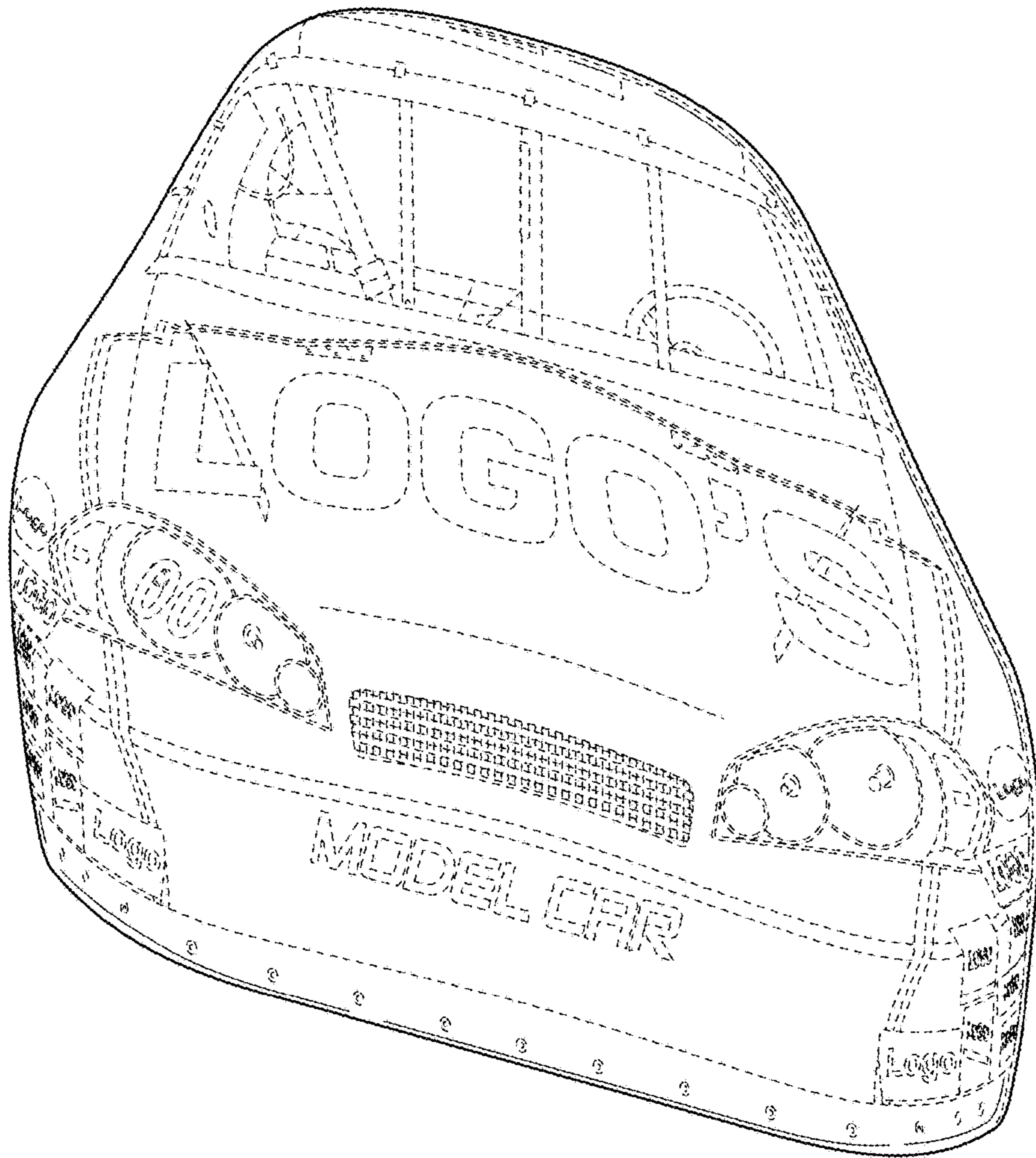


FIG. 1




FIG. 2

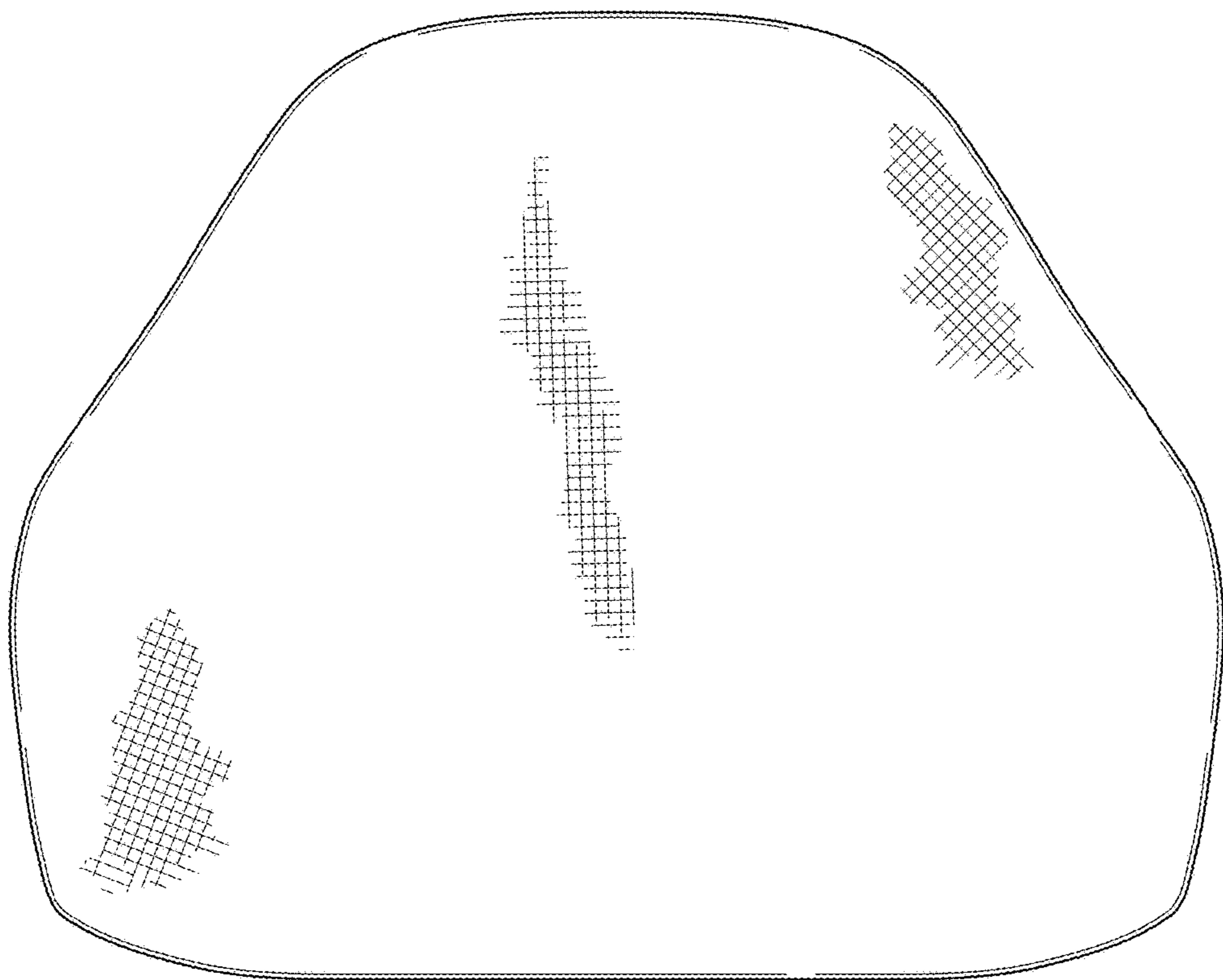


FIG. 3



FIG. 4



FIG. 5




FIG. 6




FIG. 7

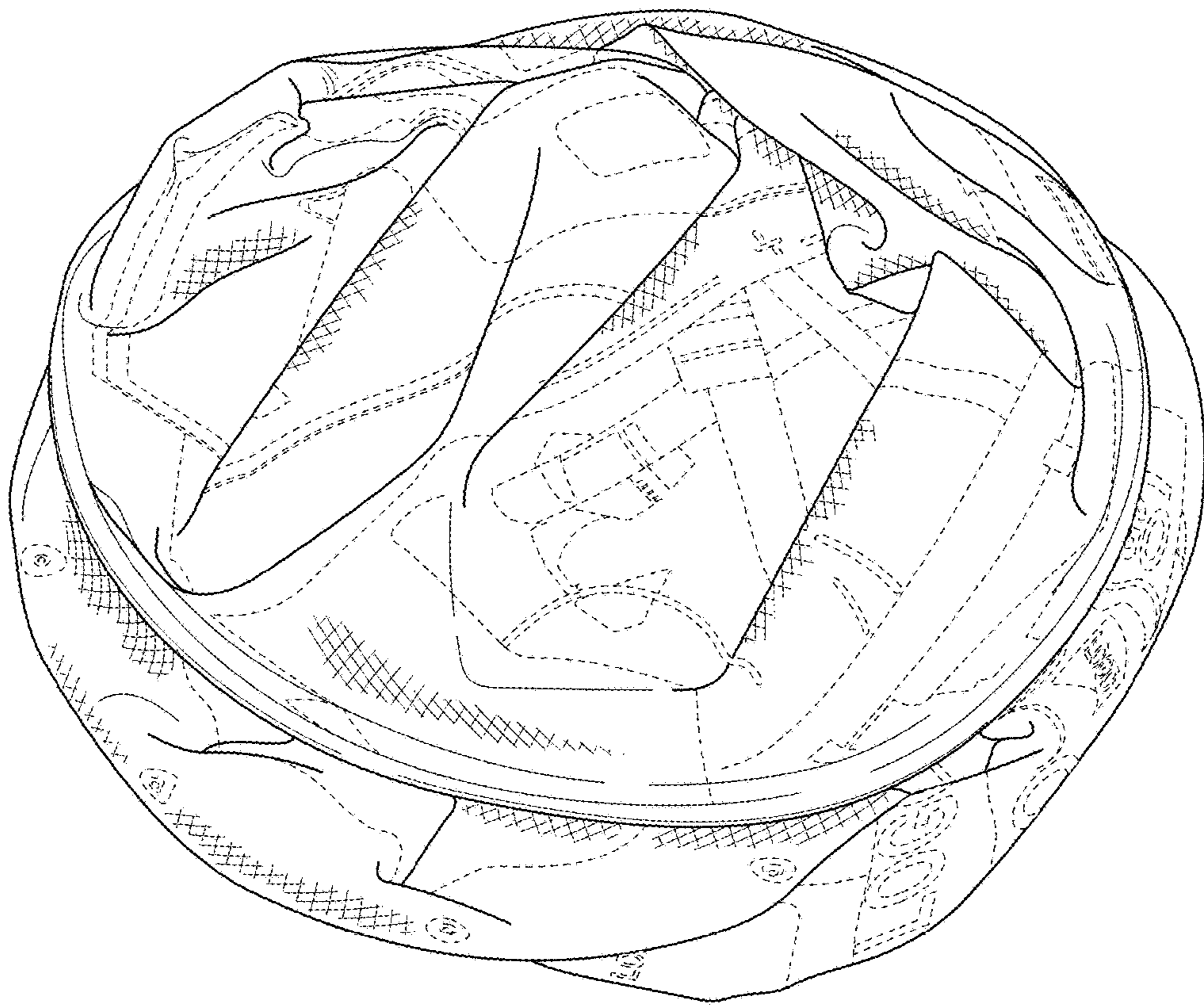


FIG. 8

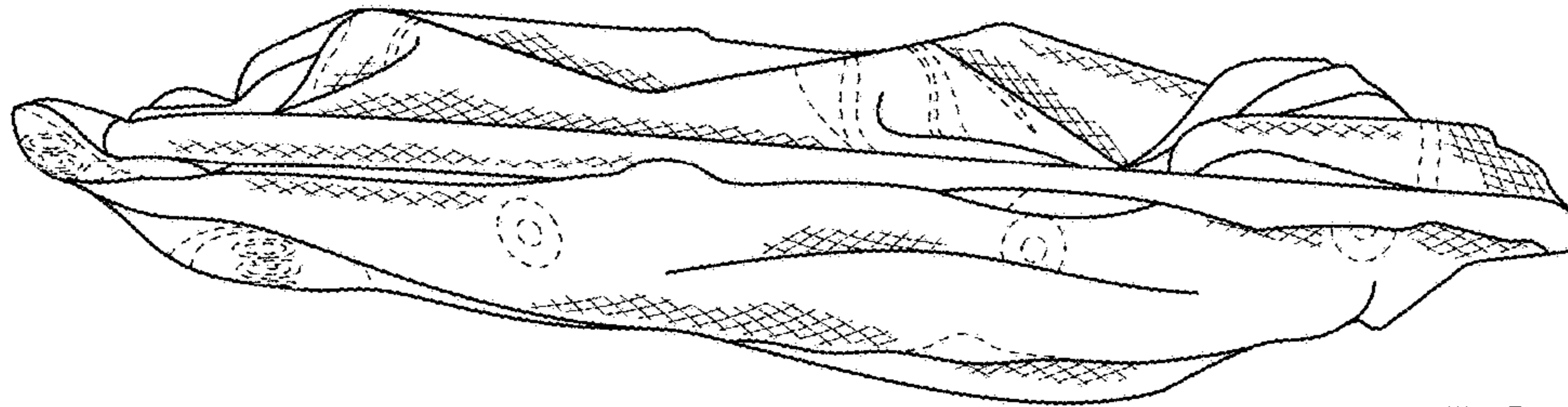


FIG. 9

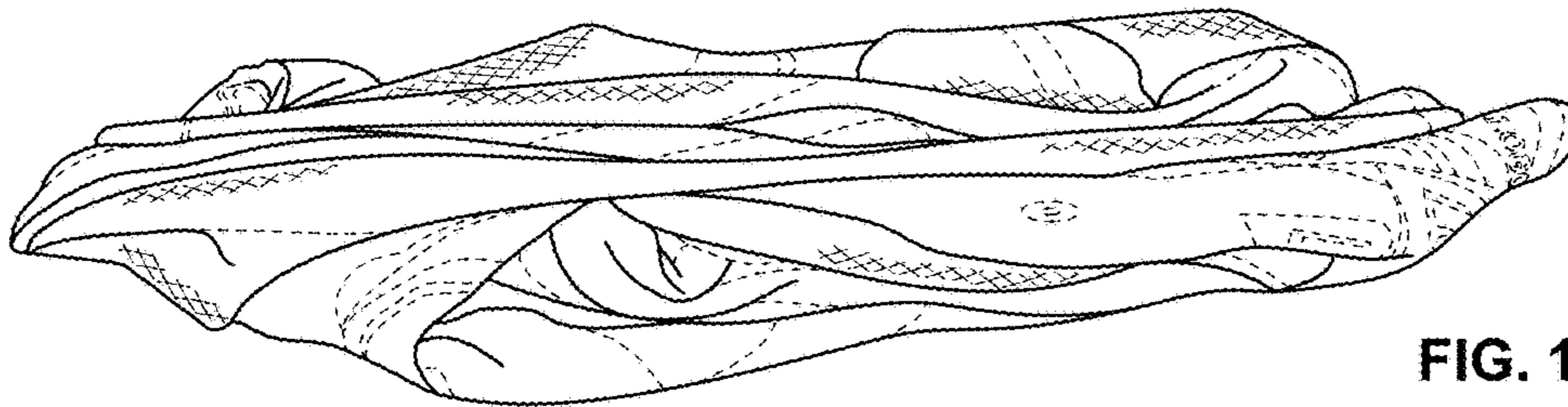


FIG. 10




FIG. 11

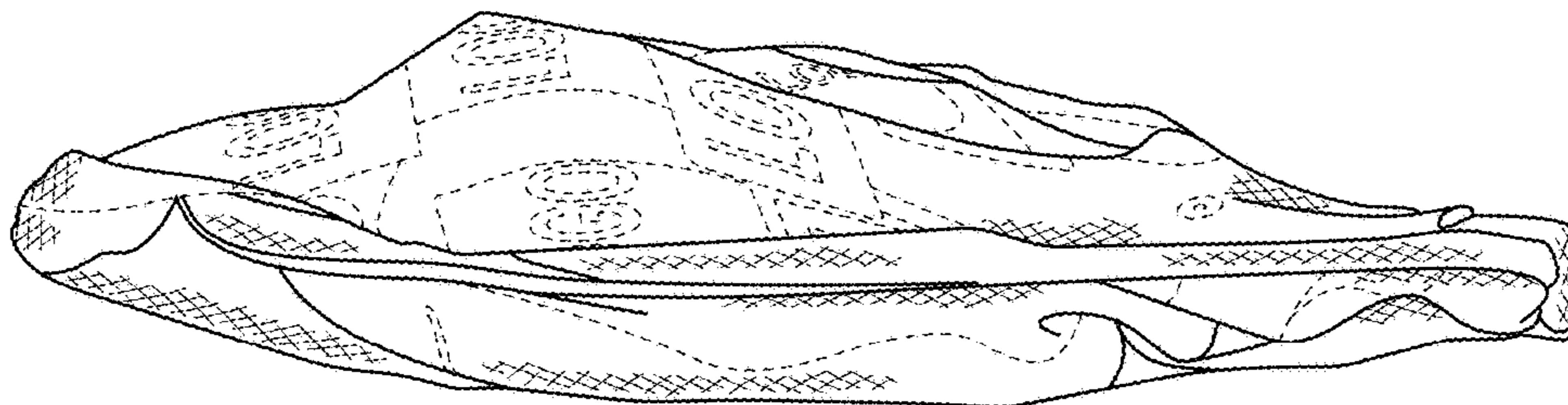


FIG. 12



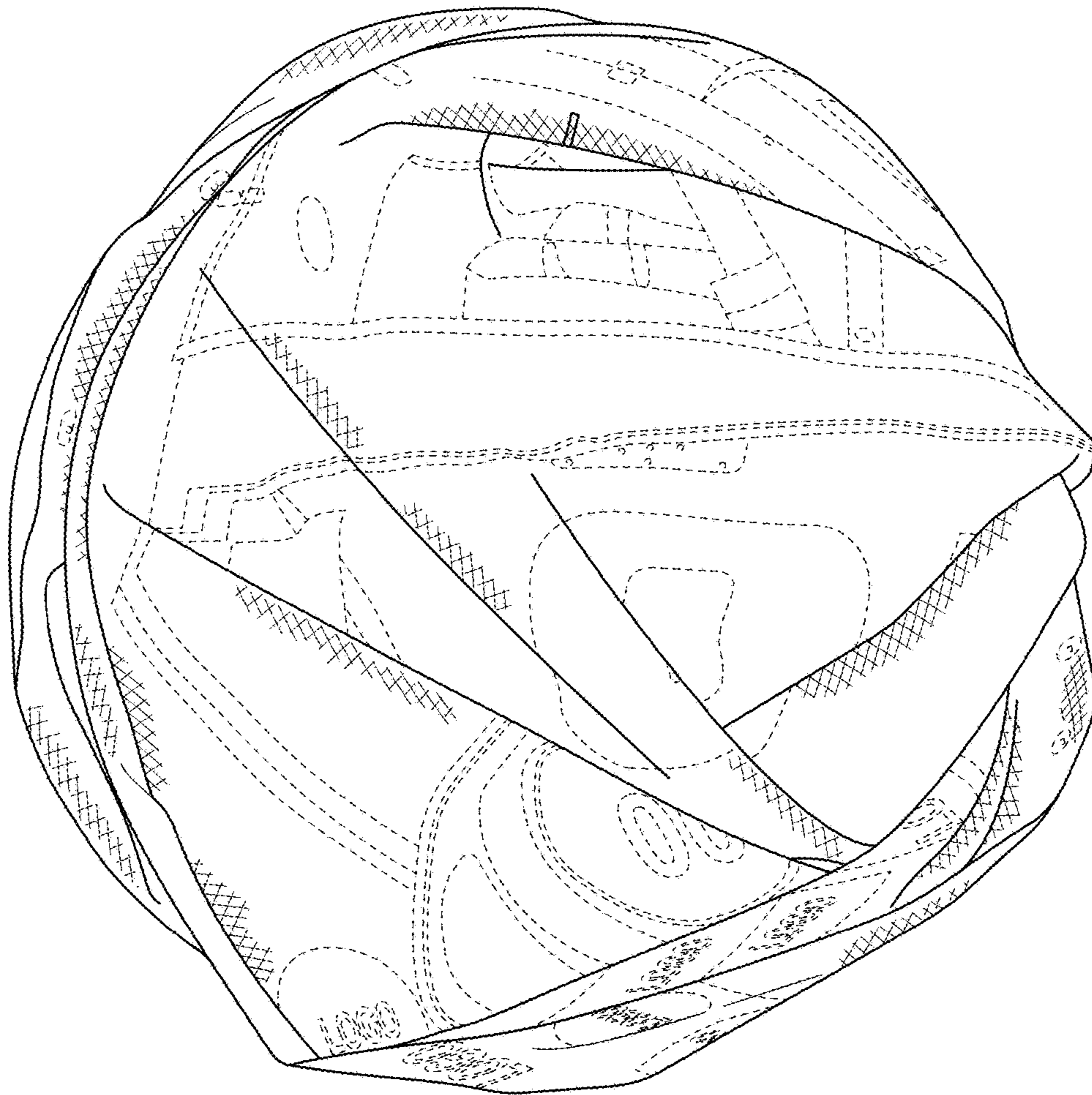


FIG. 13

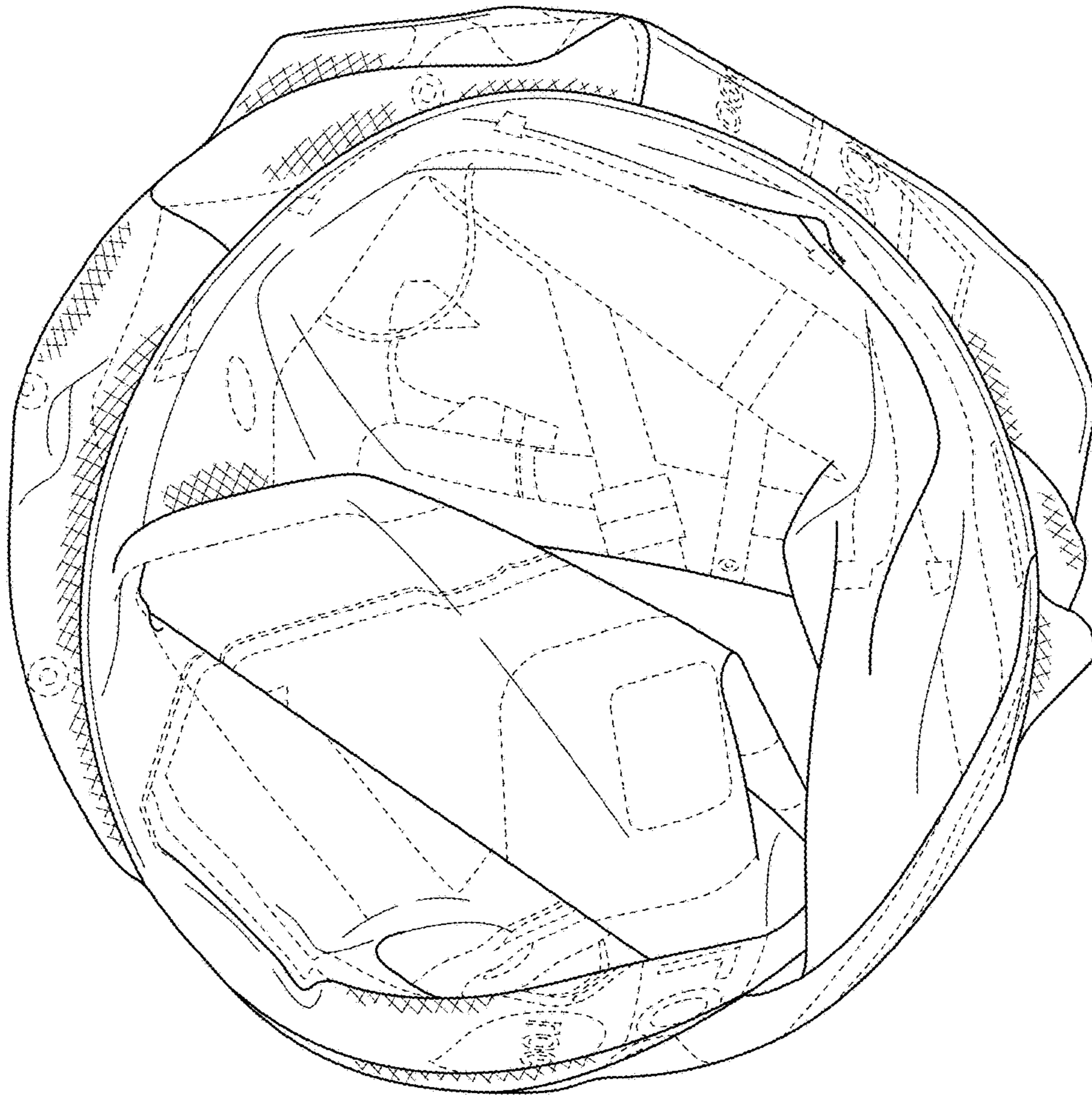


FIG. 14