



US00D814569S

(12) **United States Design Patent** (10) **Patent No.:** **US D814,569 S**
McLean (45) **Date of Patent:** **** Apr. 3, 2018**

(54) **LUGGAGE TAG**
(71) Applicant: **Elizabeth McLean**, Oakville (CA)
(72) Inventor: **Elizabeth McLean**, Oakville (CA)
(**) Term: **15 Years**
(21) Appl. No.: **29/578,437**
(22) Filed: **Sep. 21, 2016**
(51) **LOC (11) Cl.** **20-03**
(52) **U.S. Cl.**
USPC **D20/27**
(58) **Field of Classification Search**
USPC D20/10, 11, 22-29, 35, 40, 99
CPC G09F 1/00; G09F 1/02; G09F 2003/023;
G09F 2003/0261; G09F 2003/0264; G09F
7/00; G09F 3/206; G09F 2007/1807;
G09F 13/00; G09F 13/04; G09F
2013/0427; G09F 2013/0495; G09D 3/00
See application file for complete search history.

D582,484 S * 12/2008 Oas D20/22
D599,409 S * 9/2009 Kan D20/27
D623,233 S 9/2010 Sanz
7,845,569 B1 12/2010 Warhter et al.
7,882,650 B2 2/2011 Elvin
D768,780 S * 10/2016 Taddeo D20/27
D786,976 S * 5/2017 Keating D20/27
2003/0042733 A1 * 3/2003 Zoland A45C 13/42
283/74
2008/0088445 A1 * 4/2008 Oas A45C 13/24
340/571
2009/0100731 A1 * 4/2009 Elvin A45C 13/42
40/655
2010/0096444 A1 4/2010 Cummings et al.
2010/0139132 A1 * 6/2010 Kasten G09F 3/14
40/6
2011/0107629 A1 * 5/2011 Spiro G09F 3/14
40/6
2012/0062367 A1 * 3/2012 Warther G06K 19/04
340/10.1

* cited by examiner

Primary Examiner — Mary Ann Calabrese

Assistant Examiner — Sloan Rozin

(56) **References Cited**

U.S. PATENT DOCUMENTS

3,530,543 A * 9/1970 Desmarais G09F 3/14
24/16 PB
D272,368 S * 1/1984 Fontaine D19/10
D306,613 S * 3/1990 Parker D20/27
5,381,617 A * 1/1995 Schwartztol G09F 3/14
40/6
5,900,307 A * 5/1999 Barcikowski A45C 13/42
283/109
5,920,053 A 7/1999 DeBrouse
D458,970 S * 6/2002 McCarthy D20/22
6,707,989 B1 3/2004 Ka'ahumanu
D490,113 S * 5/2004 Nykoluk D20/27
D493,493 S * 7/2004 Howard D20/27
6,766,039 B1 7/2004 Al-Sheikh
D561,600 S * 2/2008 Krakoff D3/208
D578,164 S * 10/2008 Ingle D20/27

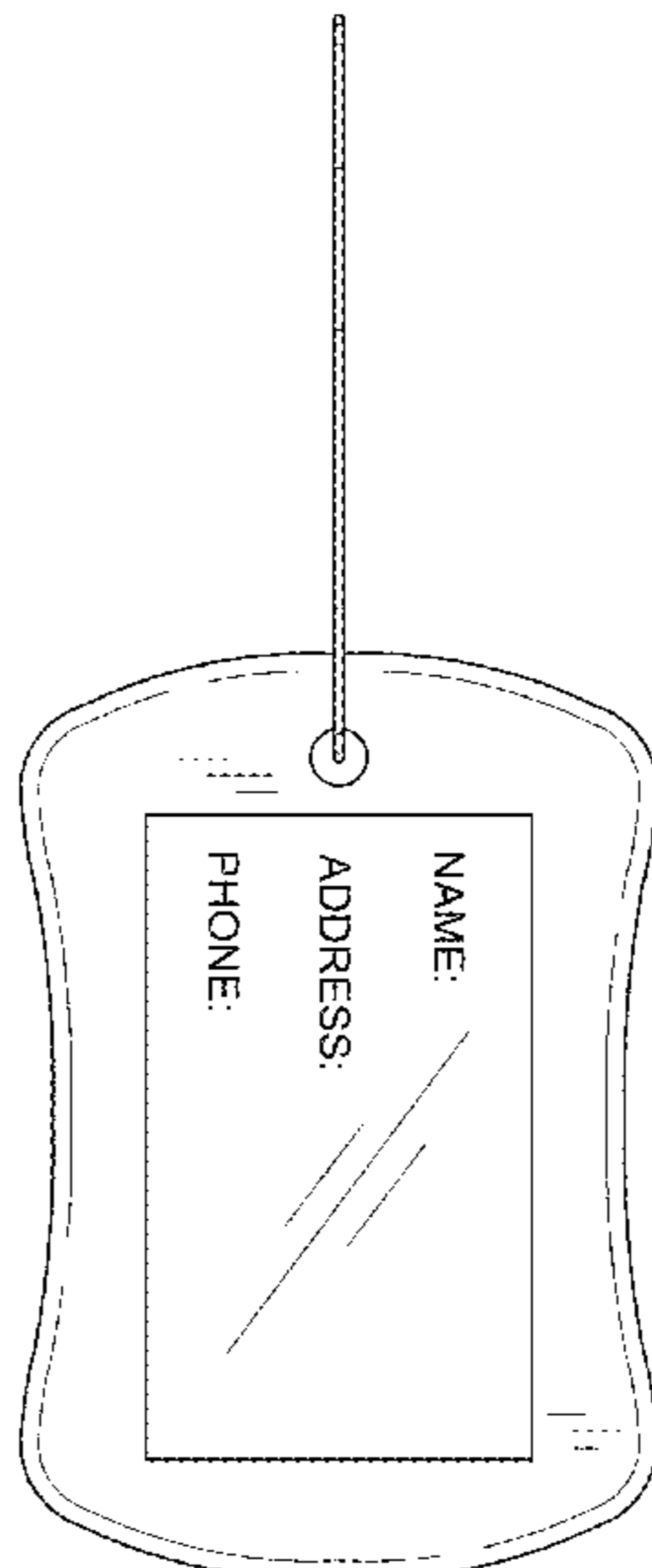
(57) **CLAIM**

The ornamental design for a luggage tag, as shown and described.

DESCRIPTION

FIG. 1 is a front view of a luggage tag showing my new design;
FIG. 2 is a rear view of the luggage tag;
FIG. 3 is a left side view of the luggage tag, a right side view being identical;
FIG. 4 is a top view of the luggage tag;
FIG. 5 is a bottom view of the luggage tag; and,
FIG. 6 is a top front side perspective view of the luggage tag.
The broken lines illustrate portions of the article and form no part of the claimed invention.

1 Claim, 3 Drawing Sheets



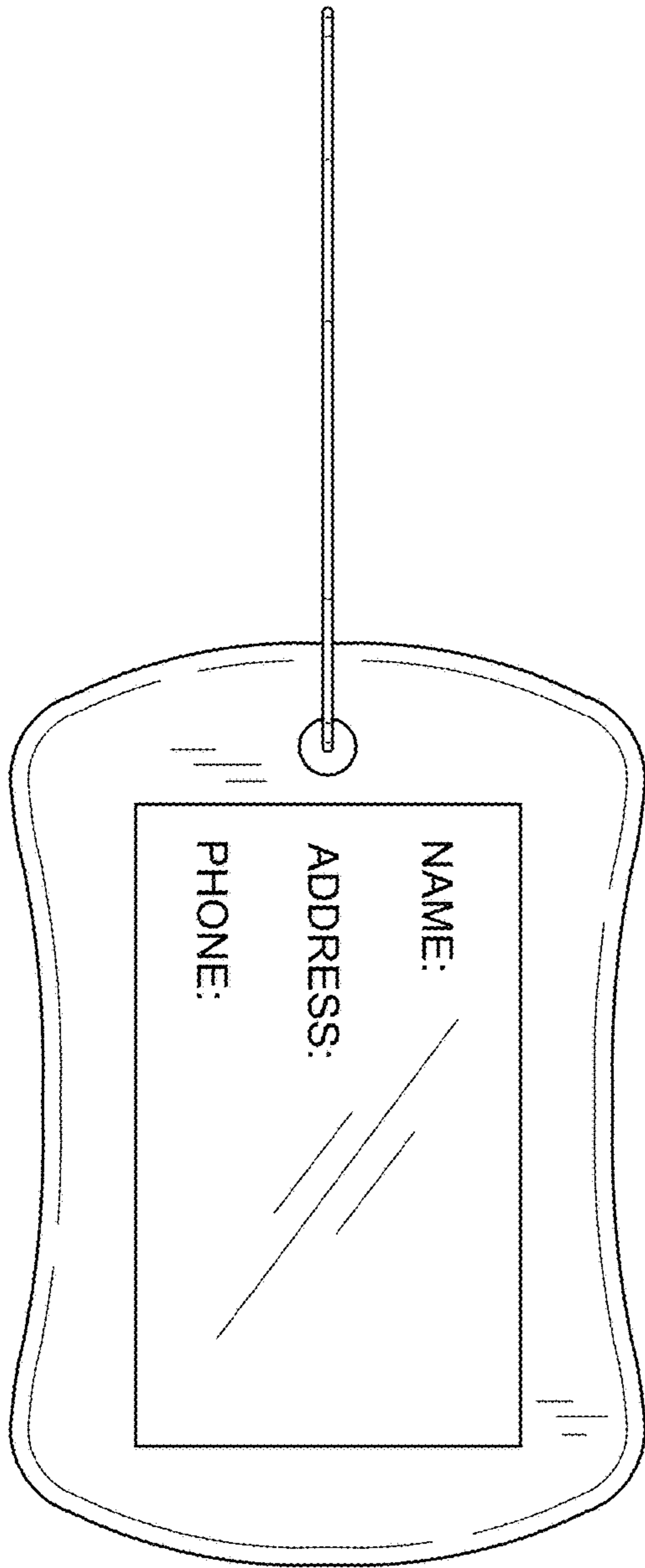


FIG. 1

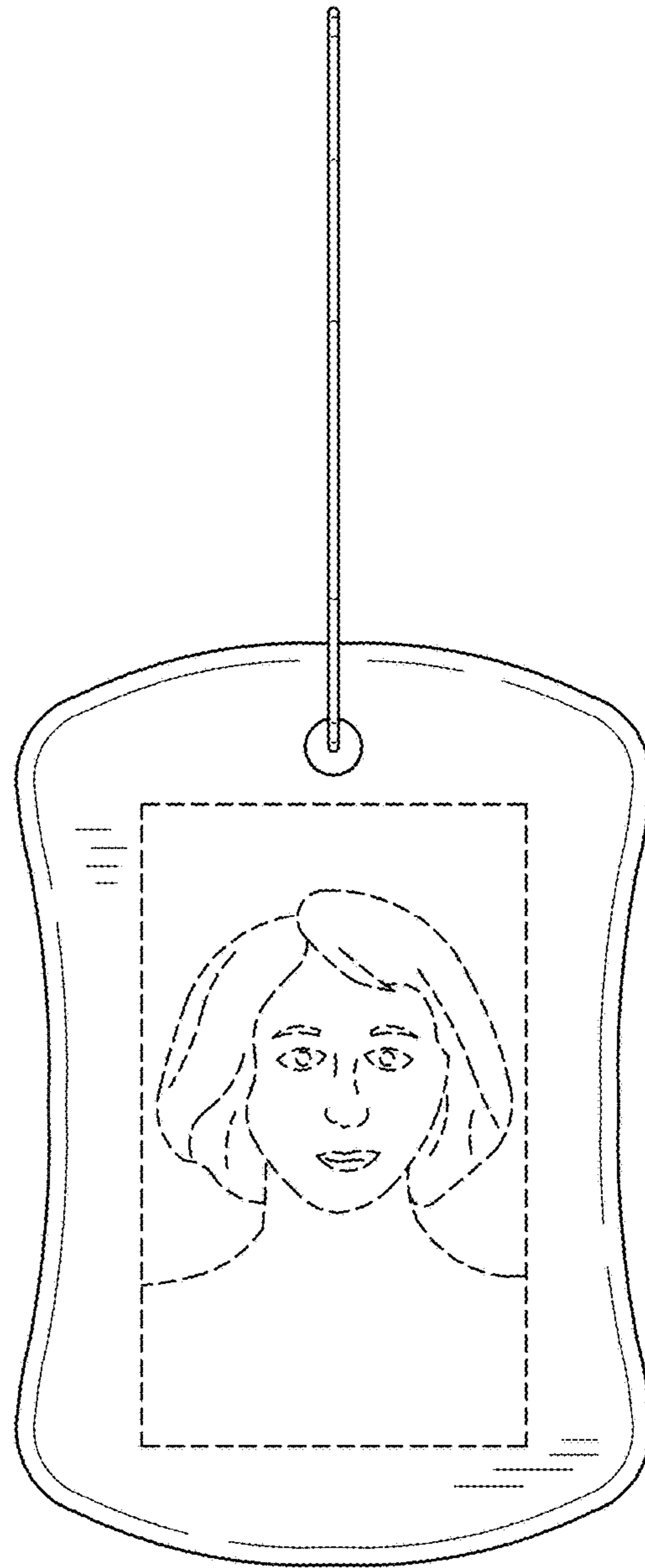


FIG. 2

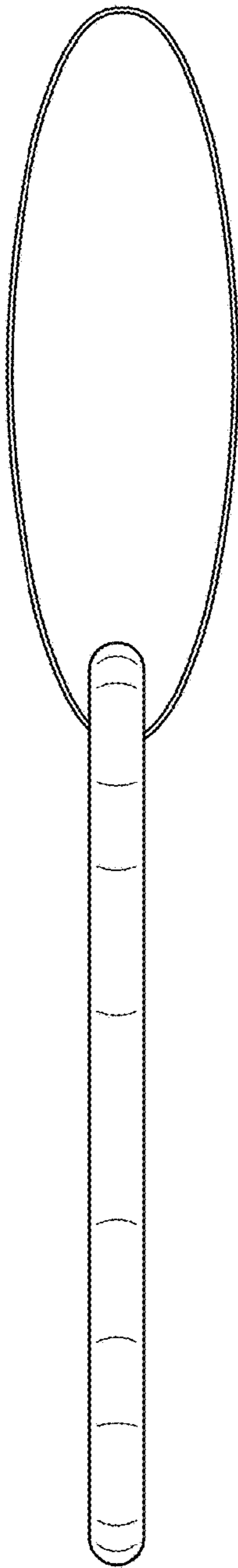


FIG. 3

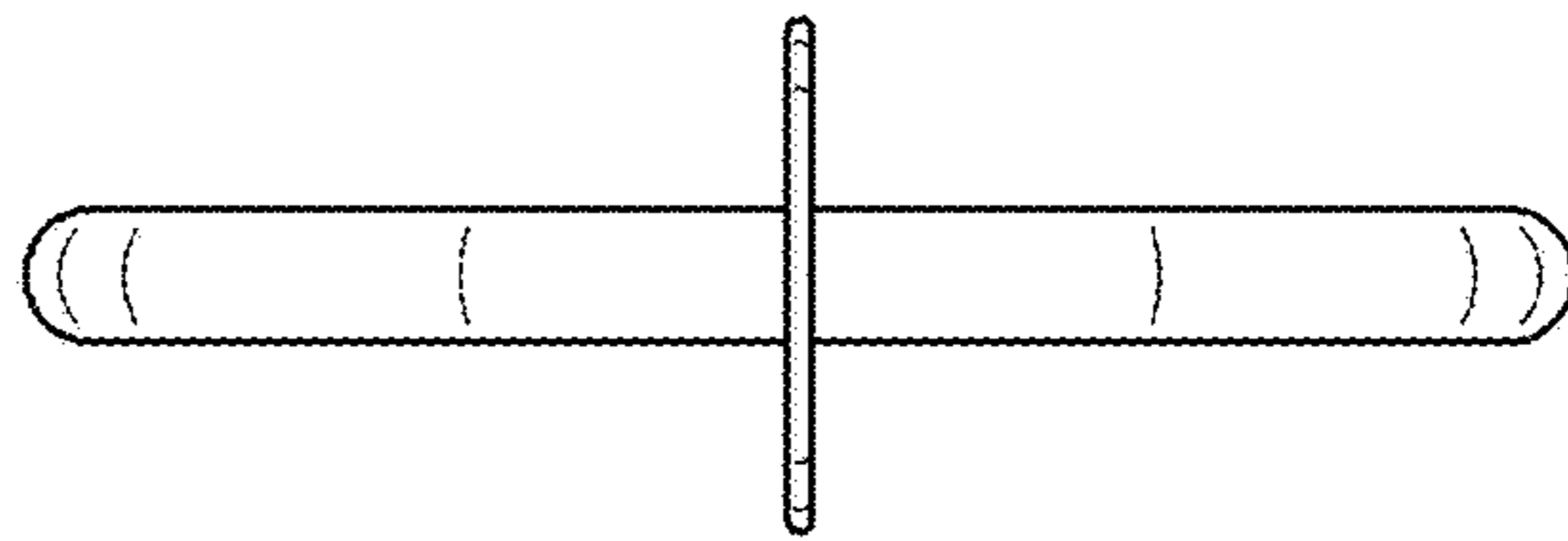


FIG. 4

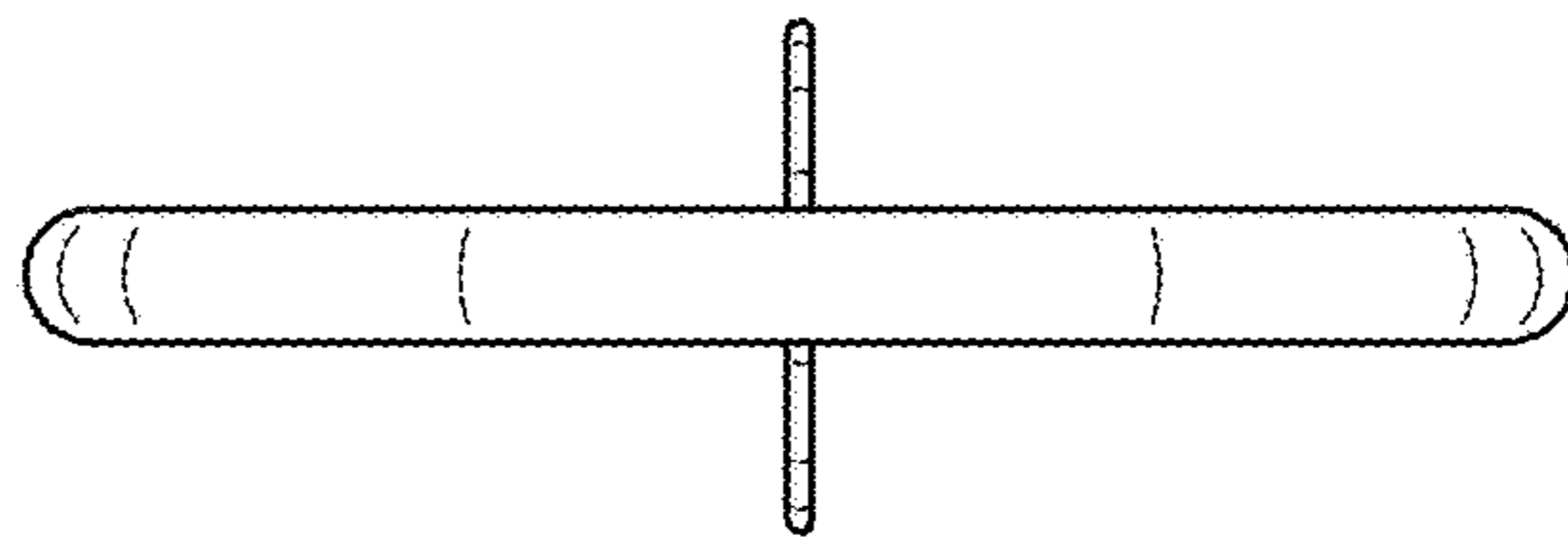


FIG. 5

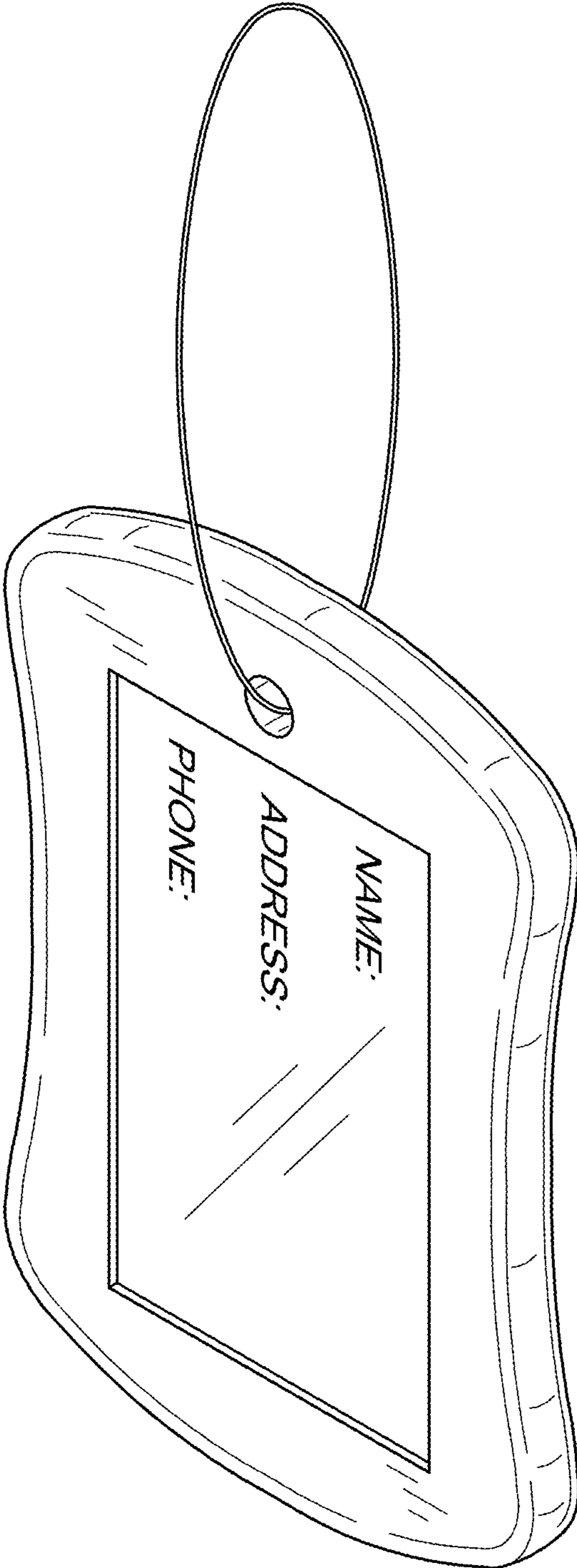


FIG. 6