



US00D814568S

(12) **United States Design Patent** (10) **Patent No.:** **US D814,568 S**  
**McCrary et al.** (45) **Date of Patent:** **\*\* Apr. 3, 2018**

- (54) **IDENTIFICATION TAG** 4,142,310 A \* 3/1979 Groselak ..... A45C 13/42  
40/665
- (71) Applicant: **Neotech Products, Inc.**, Valencia, CA 4,311,740 A \* 1/1982 Kay ..... A61F 5/00  
(US) 283/75
- (72) Inventors: **Craig R. McCrary**, Valencia, CA (US); 4,726,131 A \* 2/1988 Cass ..... G09F 3/0288  
**Arnold M. Heyman**, Los Angeles, CA 283/80  
(US) D358,475 S \* 5/1995 Choksi ..... D3/218  
D433,070 S \* 10/2000 Weststrate ..... D20/22  
D599,409 S \* 9/2009 Kan ..... D20/27  
D638,477 S \* 5/2011 Kado ..... D20/27  
(73) Assignee: **Neotech Products LLC**, Valencia, CA D640,327 S \* 6/2011 Gorzo ..... D20/22  
(US) D645,093 S \* 9/2011 Manko ..... D20/27  
D652,300 S \* 1/2012 Anderson ..... D9/434  
(\*\*) Term: **15 Years** D708,804 S \* 7/2014 Piro ..... D20/27  
D728,028 S \* 4/2015 Michalscheck ..... D20/27  
D781,582 S \* 3/2017 Kilmon ..... D3/266

(21) Appl. No.: **29/505,907**

(22) Filed: **Apr. 4, 2016**

(51) **LOC (11) Cl.** ..... **19-08**

(52) **U.S. Cl.**  
USPC ..... **D20/22**

(58) **Field of Classification Search**  
USPC ..... D20/10, 11, 22-28, 39, 40, 41, 99;  
D14/485  
CPC ..... G09F 1/00; G09F 1/02; G09F 2003/023;  
G09F 2003/0261; G09F 2003/0264; G09F  
7/00; G09F 3/206; G09F 13/00; G09F  
2007/1807; G09F 13/04; G09F  
2013/0427; G09F 2013/0495; G09D 3/00  
See application file for complete search history.

(56) **References Cited**

U.S. PATENT DOCUMENTS

- 1,717,443 A \* 6/1929 Flood ..... G09F 3/14  
40/27
- 1,727,806 A \* 9/1929 Bietsch ..... G09F 3/12  
40/645

\* cited by examiner

*Primary Examiner* — Mary Ann Calabrese

*Assistant Examiner* — Sloan Rozin

(74) *Attorney, Agent, or Firm* — Kelly & Kelley, LLP

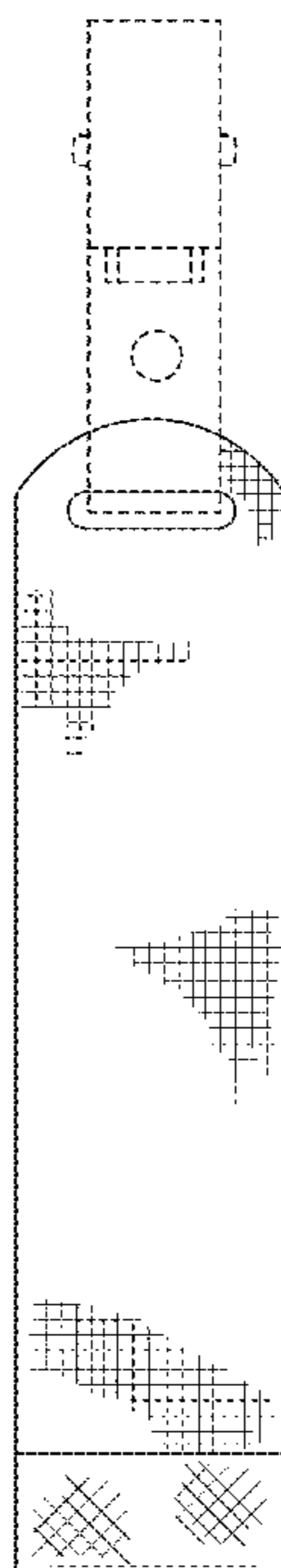
(57) **CLAIM**

We claim the ornamental design for a identification tag, substantially as shown and described.

**DESCRIPTION**

FIG. 1 is a frontal elevation view of the identification tag; FIG. 2 is a right side view of the FIG. 1 identification tag, the left side view being the same; FIG. 3 is a rear elevation view of the FIG. 1 identification tag; FIG. 4 is a lower end view of the FIG. 1 identification tag; and, FIG. 5 is a top end view of the FIG. 1 identification tag.

**1 Claim, 2 Drawing Sheets**



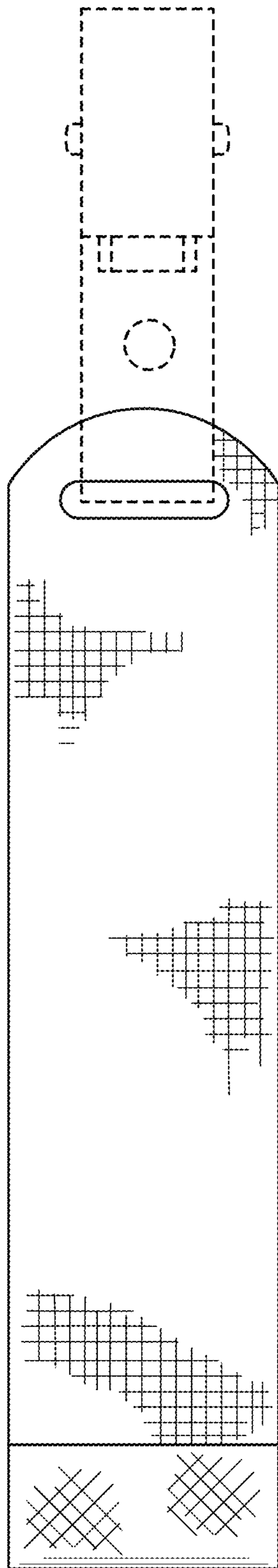


FIG. 1




FIG. 2




FIG. 3

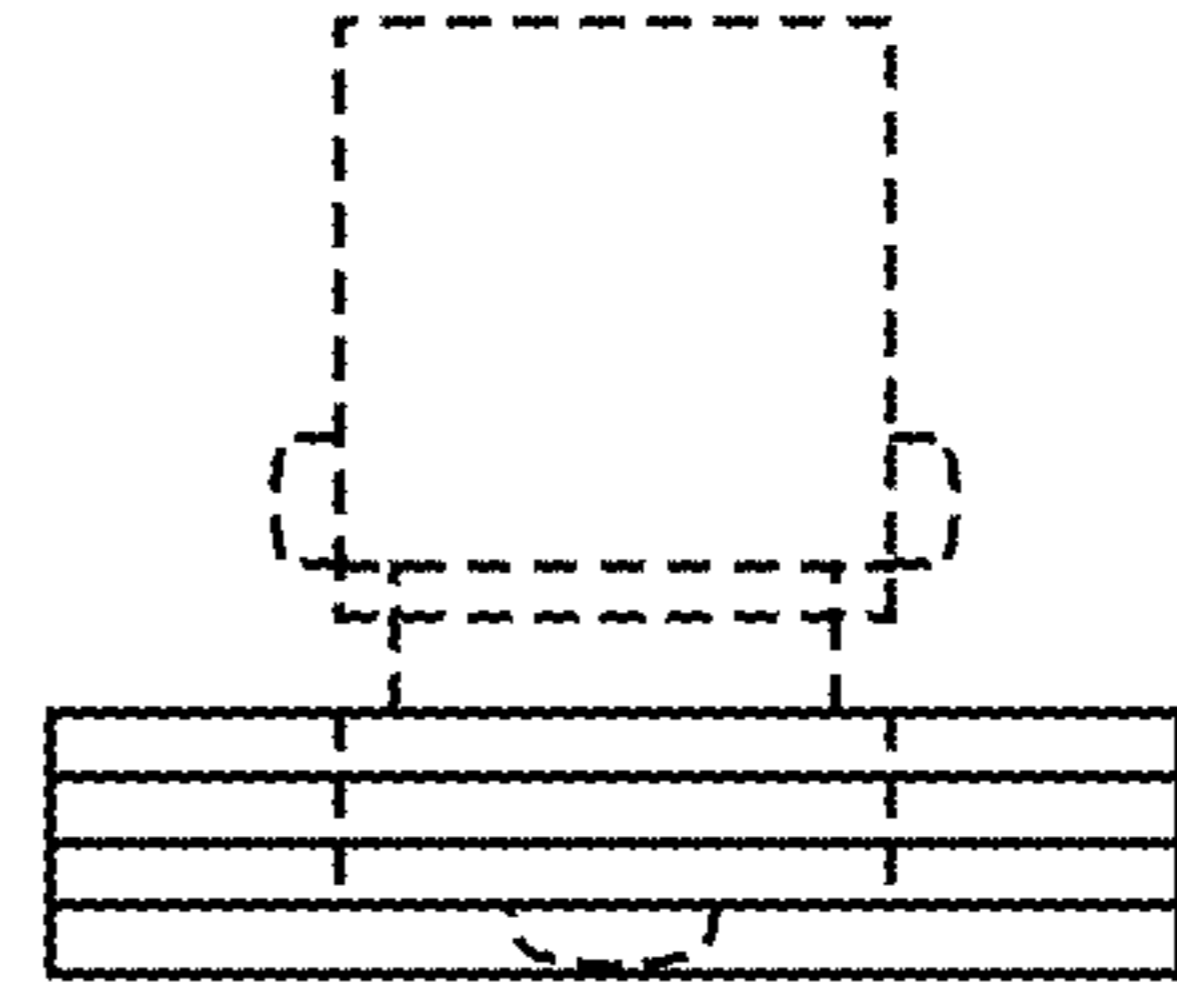


FIG. 4

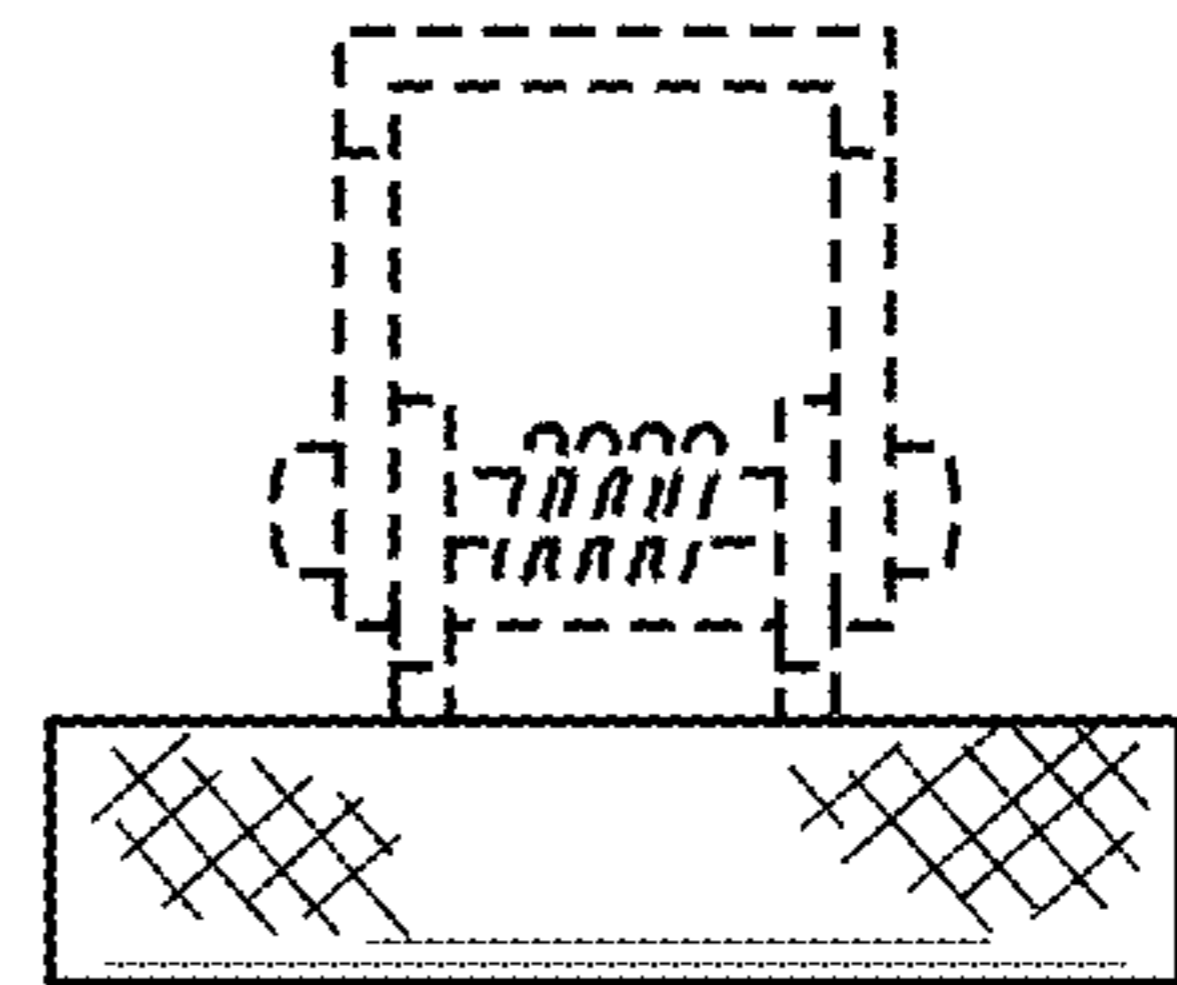


FIG. 5