



US00D814546S

(12) **United States Design Patent**
Kuo et al.

(10) **Patent No.:** **US D814,546 S**
(45) **Date of Patent:** **** Apr. 3, 2018**

(54) **NETWORK CAMERA**
(71) Applicant: **ACCTON TECHNOLOGY CORPORATION**, Hsinchu (TW)
(72) Inventors: **Chun-Hsien Kuo**, Tainan (TW);
Chun-Ming Wu, Tainan (TW)
(73) Assignee: **ACCTON TECHNOLOGY CORPORATION**, Hsinchu (TW)

D536,357 S * 2/2007 Koby D16/203
D545,860 S * 7/2007 Miyazaki D16/202
D662,122 S * 6/2012 Goodwin D16/208
D676,477 S * 2/2013 Chen D16/202
D701,893 S * 4/2014 Bart D16/203
D725,077 S * 3/2015 Wong D14/216
D728,655 S * 5/2015 Daniel D16/203
D743,475 S * 11/2015 Cover D16/203
D747,383 S * 1/2016 Li D16/203
D760,829 S * 7/2016 Pacurariu D16/202
2009/0201413 A1 * 8/2009 Fishman H04N 5/2252
348/373

(**) Term: **15 Years**

* cited by examiner

(21) Appl. No.: **29/535,929**

Primary Examiner — Philip S Hyder

(22) Filed: **Aug. 12, 2015**

Assistant Examiner — Ramzi Almatrahi

(30) **Foreign Application Priority Data**

(74) *Attorney, Agent, or Firm* — CKC & Partners Co., Ltd.

Feb. 13, 2015 (TW) 104300830

(51) **LOC (11) Cl.** **16-01**

(52) **U.S. Cl.**

USPC **D16/218**

(58) **Field of Classification Search**

USPC D16/200, 202–205, 208, 218, 219;
D14/172, 194, 204, 210, 215, 216, 221;
348/14.01–14.06, 143, 148, 151,
348/373–376; 396/419, 427, 535,
396/539–541

CPC G03B 17/02; G03B 19/04; G03B 17/56;
G03B 17/04; G03B 15/03; H04N 5/2251;
H04N 5/2252; H04N 5/2253; H04N
5/2254; H04N 2007/145; H04N 7/141;
H04N 7/142; H04N 7/147; H04N 7/148;
H04N 7/15; H04N 7/152

See application file for complete search history.

(56) **References Cited**

U.S. PATENT DOCUMENTS

D486,509 S * 2/2004 Suzuki D16/202
D518,080 S * 3/2006 Uehara D16/202

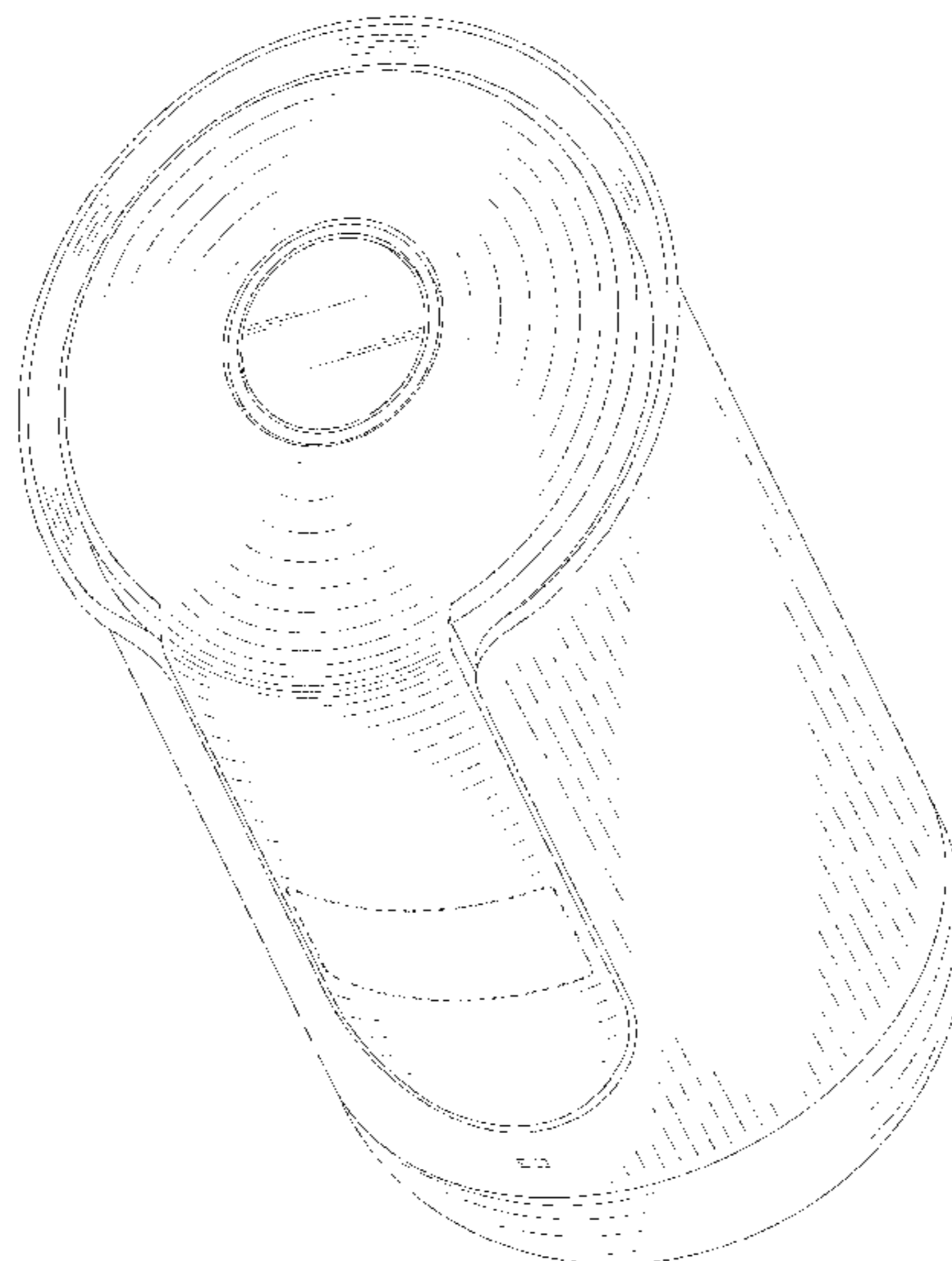
(57) **CLAIM**

The ornamental design for a network camera, as shown and described.

DESCRIPTION

FIG. 1 is a perspective view of a network camera showing our new design;
FIG. 2 is a front view thereof;
FIG. 3 is a rear view thereof;
FIG. 4 is a left side view thereof;
FIG. 5 is a right side view thereof;
FIG. 6 is a top view thereof; and,
FIG. 7 is a bottom view thereof.
The broken lines depict portions of a network camera in which the design is embodied that form no part of the claimed design.

1 Claim, 7 Drawing Sheets



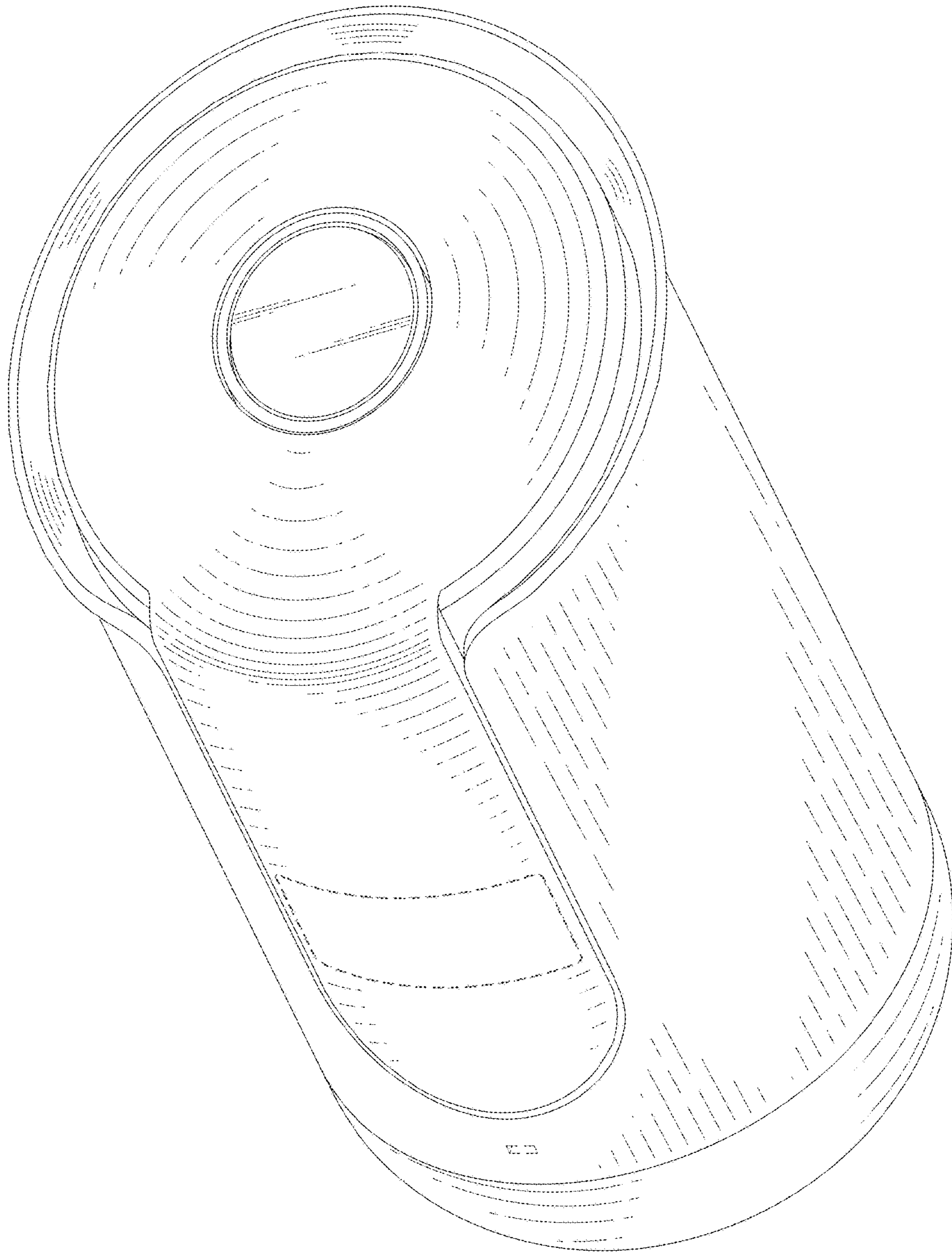


Fig. 1

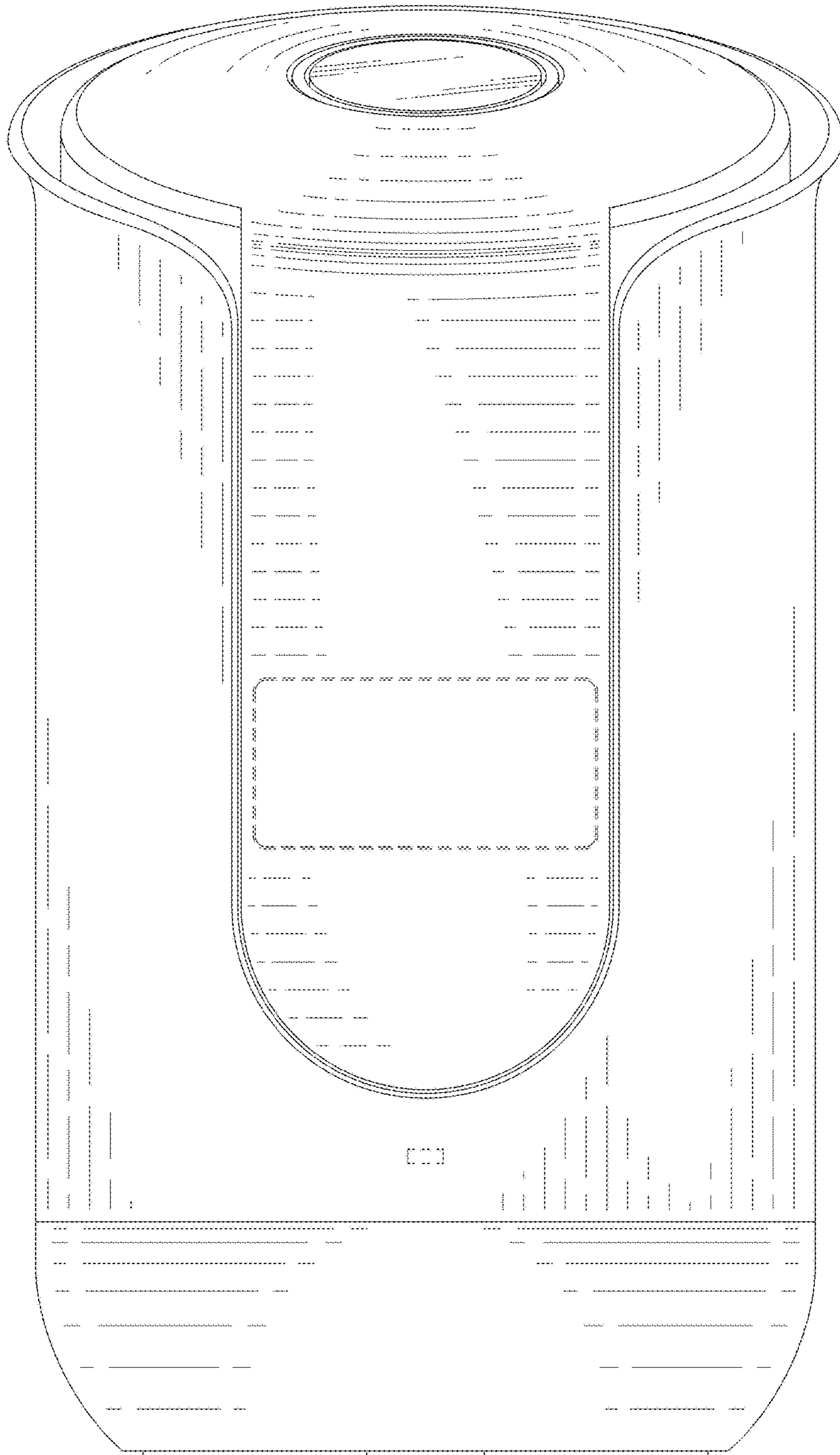


Fig. 2

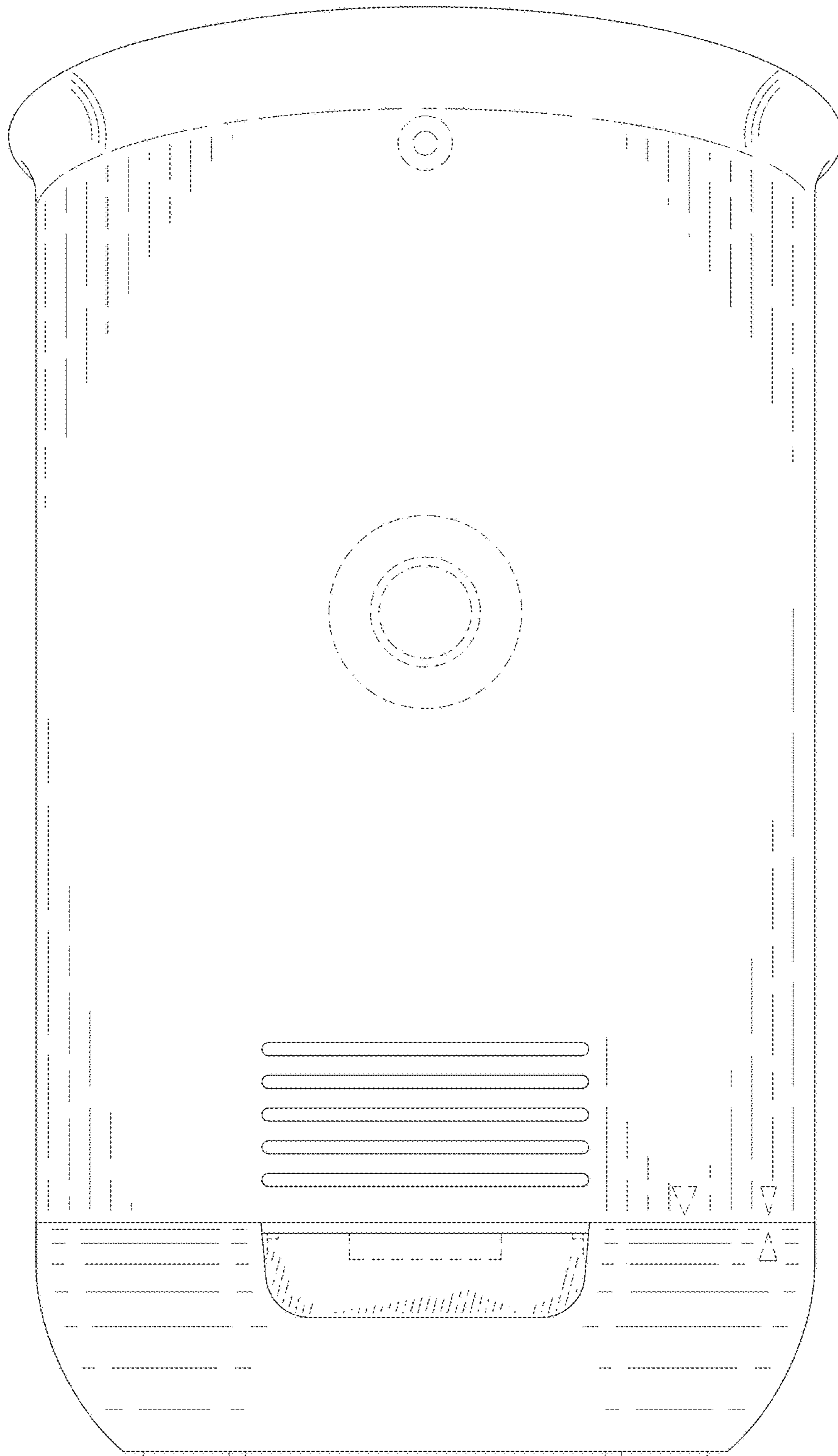


Fig. 3




Fig. 4




Fig. 5

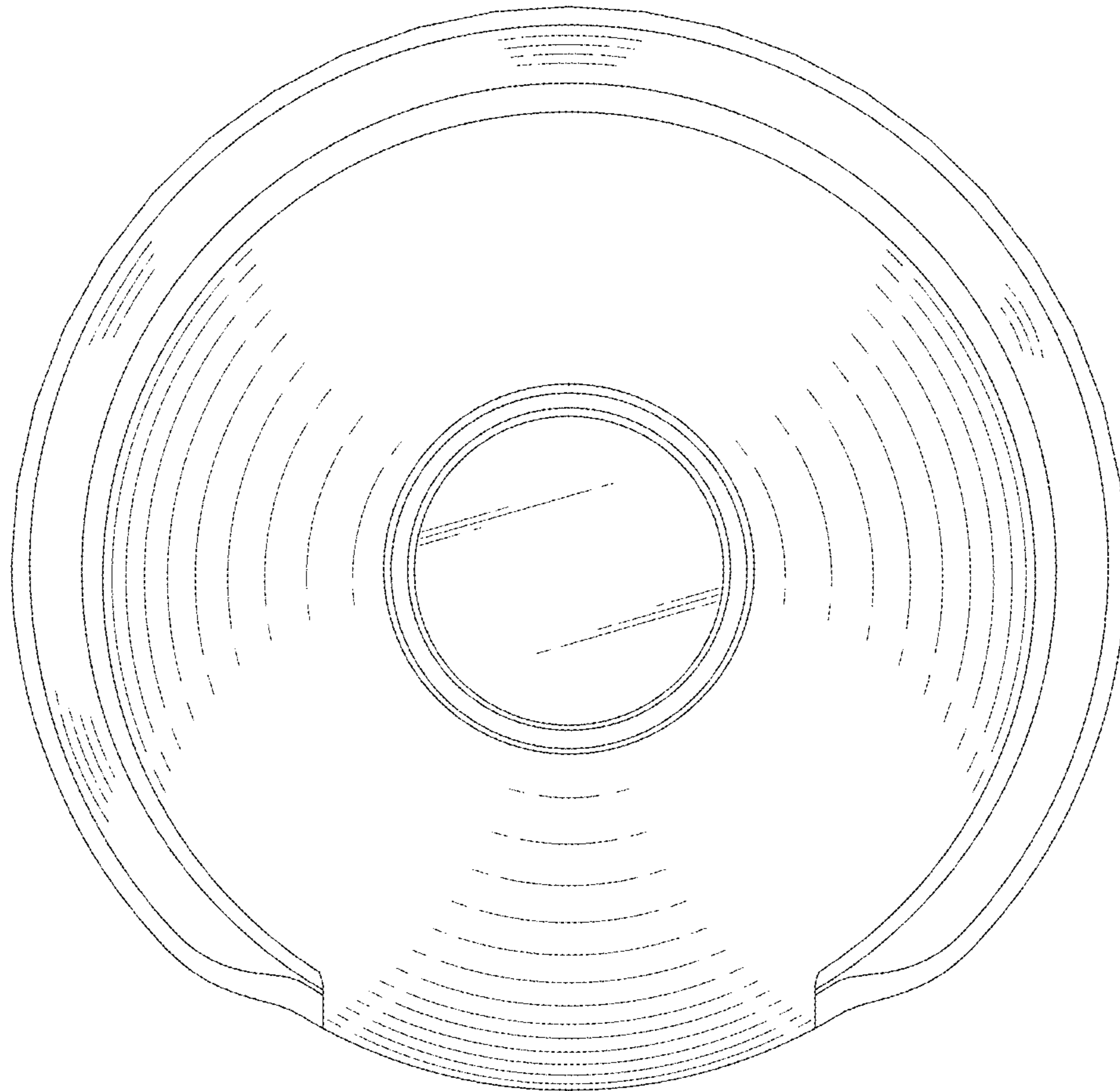


Fig. 6

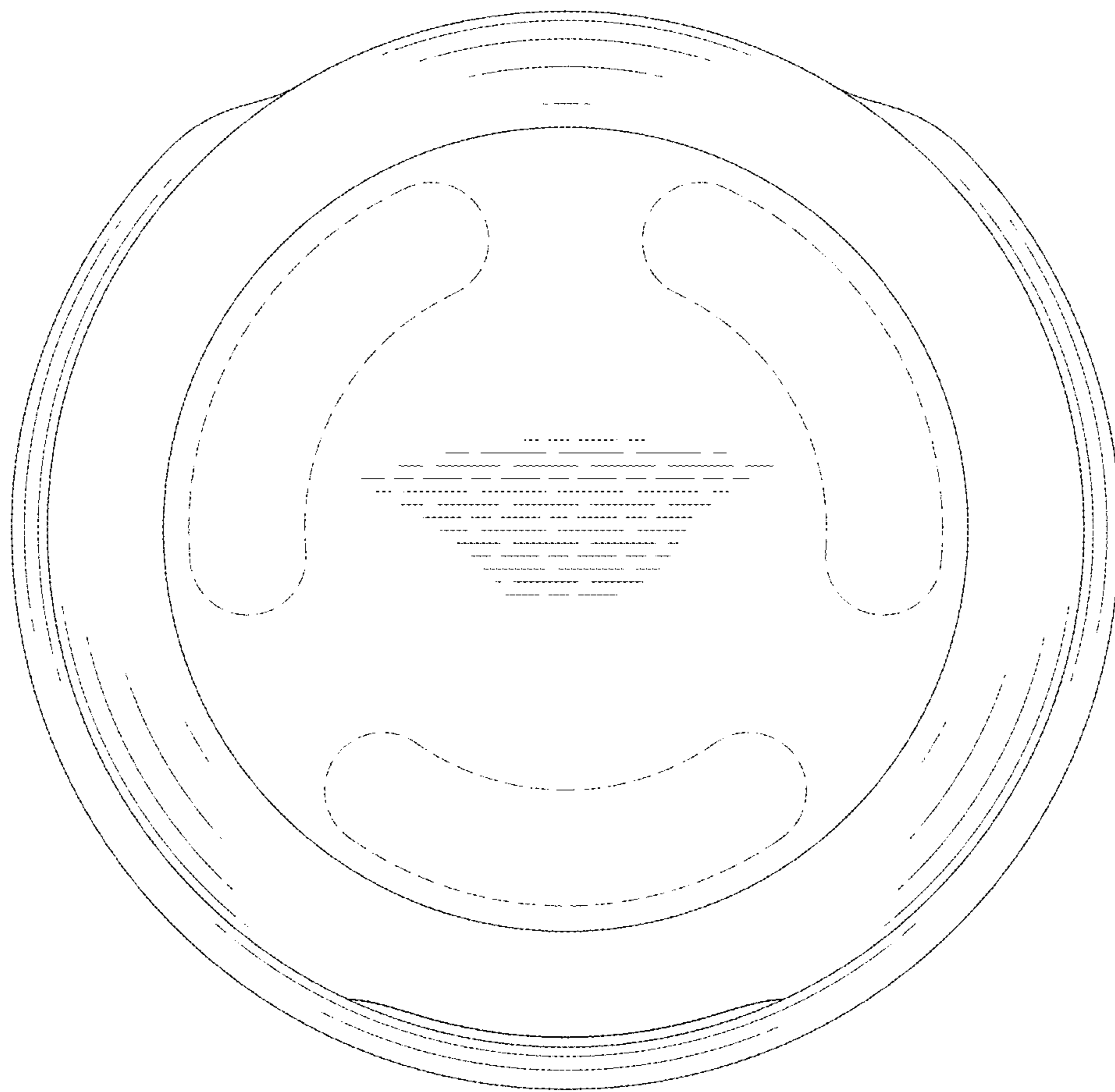


Fig. 7