



US00D814533S

(12) **United States Design Patent**
Kim et al.

(10) **Patent No.:** **US D814,533 S**

(45) **Date of Patent:** **** Apr. 3, 2018**

(54) **REFRIGERATOR**

F25D 2700/16; F25D 29/00; F25D 29/008; F25D 31/002; F25D 31/005; F25D 31/007; F25D 3/08

(71) Applicant: **Samsung Electronics Co., Ltd.**,
Suwon-si (KR)

See application file for complete search history.

(72) Inventors: **Hyunsoo Kim**, Seongnam-si (KR);
Selim Yoon, Seongnam-si (KR);
Jaemin Lee, Incheon (KR); **Sangwoon Jeon**, Seoul (KR)

(56) **References Cited**

U.S. PATENT DOCUMENTS

D714,360 S * 9/2014 Seo D15/85
D724,113 S * 3/2015 Seo D15/85
D727,375 S 4/2015 You et al.
D729,285 S * 5/2015 Seo D15/85

(Continued)

(**) Term: **15 Years**

FOREIGN PATENT DOCUMENTS

(21) Appl. No.: **29/593,511**

EM 002428748-0001 4/2014

(22) Filed: **Feb. 9, 2017**

Primary Examiner — Ian Simmons

(30) **Foreign Application Priority Data**

Assistant Examiner — Khawaja Anwar

Aug. 19, 2016 (KR) 30-2016-0040573

(74) *Attorney, Agent, or Firm* — NSIP Law

(51) **LOC (11) Cl.** **15-07**

(57) **CLAIM**

(52) **U.S. Cl.**
USPC **D15/85**

We claim the ornamental design for a refrigerator, as shown and described.

(58) **Field of Classification Search**

DESCRIPTION

USPC D15/79-91

CPC F25D 23/028; F25D 27/00; F25D 27/005;

F25D 23/062; F25D 23/065; F25D

2323/021; F25D 2323/024; F25D

2327/001; F25D 23/067; F25D 2400/40;

F25D 25/024; F25D 11/00; F25D 11/003;

F25D 15/00; F25D 17/02; F25D 21/04;

F25D 2201/12; F25D 2303/081; F25D

2323/02; F25D 2323/023; F25D 2323/06;

F25D 2323/061; F25D 2323/121; F25D

2325/021; F25D 2325/022; F25D

2331/803; F25D 2331/805; F25D 23/006;

F25D 23/02; F25D 23/06; F25D 23/061;

F25D 23/066; F25D 23/068; F25D 23/08;

F25D 23/126; F25D 2400/04; F25D

2400/28; F25D 2400/32; F25D 2400/36;

F25D 25/02; F25D 25/025; F25D

2700/02; F25D 2700/04; F25D 2700/06;

FIG. 1 is a front perspective view of a refrigerator showing our new design;

FIG. 2 is a front view thereof;

FIG. 3 is a rear view thereof;

FIG. 4 is a left-side view thereof;

FIG. 5 is a right-side view thereof;

FIG. 6 is a top view thereof;

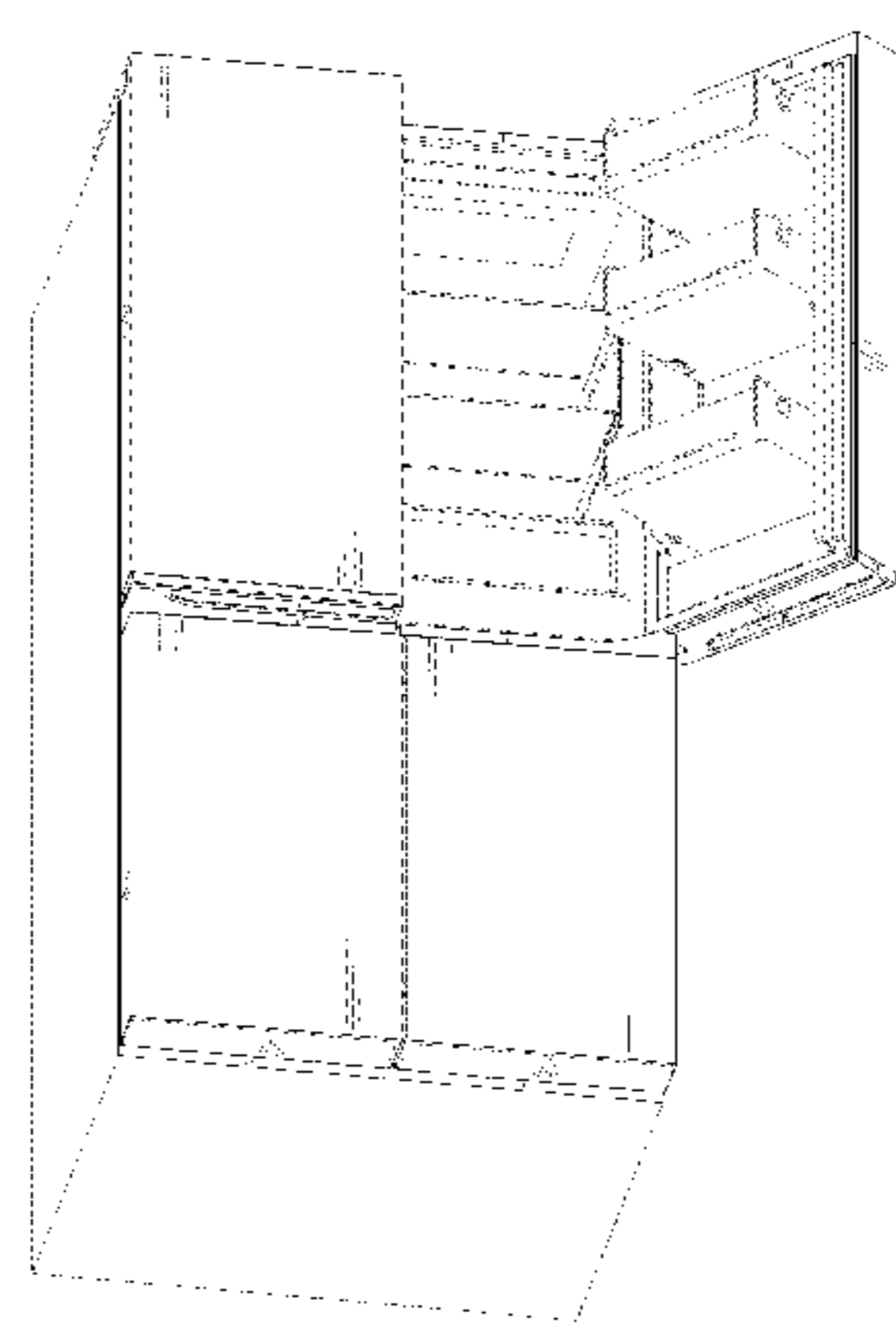
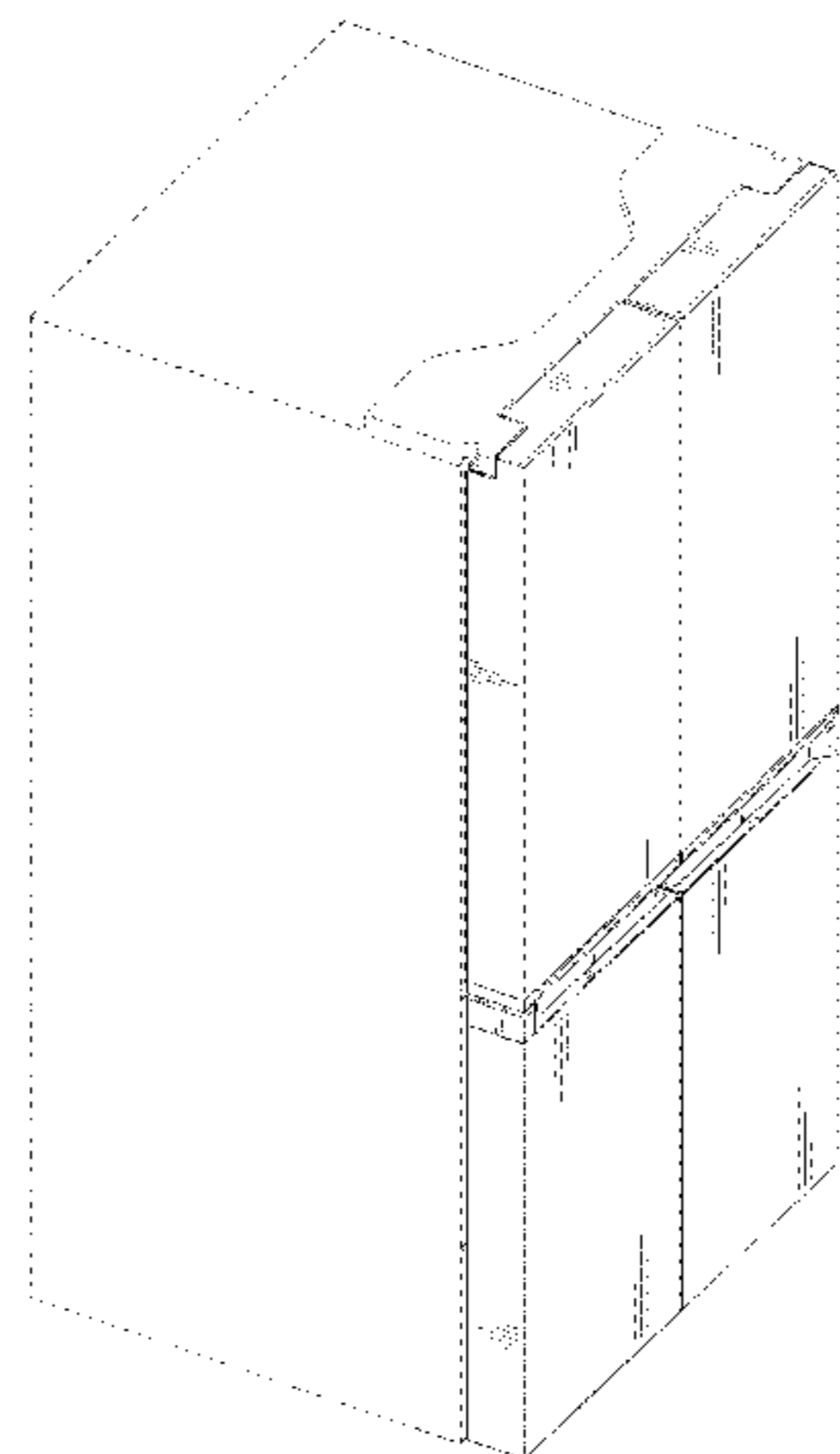
FIG. 7 is a bottom view thereof;

FIG. 8 is a front perspective view thereof, as shown in an alternate configuration; and,

FIG. 9 is a bottom perspective view thereof, as shown in an alternate configuration.

The broken lines in the figures depict environmental subject matter and form no part of the claimed design.

1 Claim, 9 Drawing Sheets



(56)

References Cited

U.S. PATENT DOCUMENTS

D742,431 S	*	11/2015	Seo	D15/86
D742,941 S	*	11/2015	Choi	D15/86
D768,736 S	*	10/2016	Choi	D15/89
D774,569 S	*	12/2016	Seo	D15/86
D786,317 S	*	5/2017	Kim	D15/85
D786,948 S	*	5/2017	Lee	D15/86
D789,996 S	*	6/2017	Kim	D15/86

* cited by examiner

FIG. 1

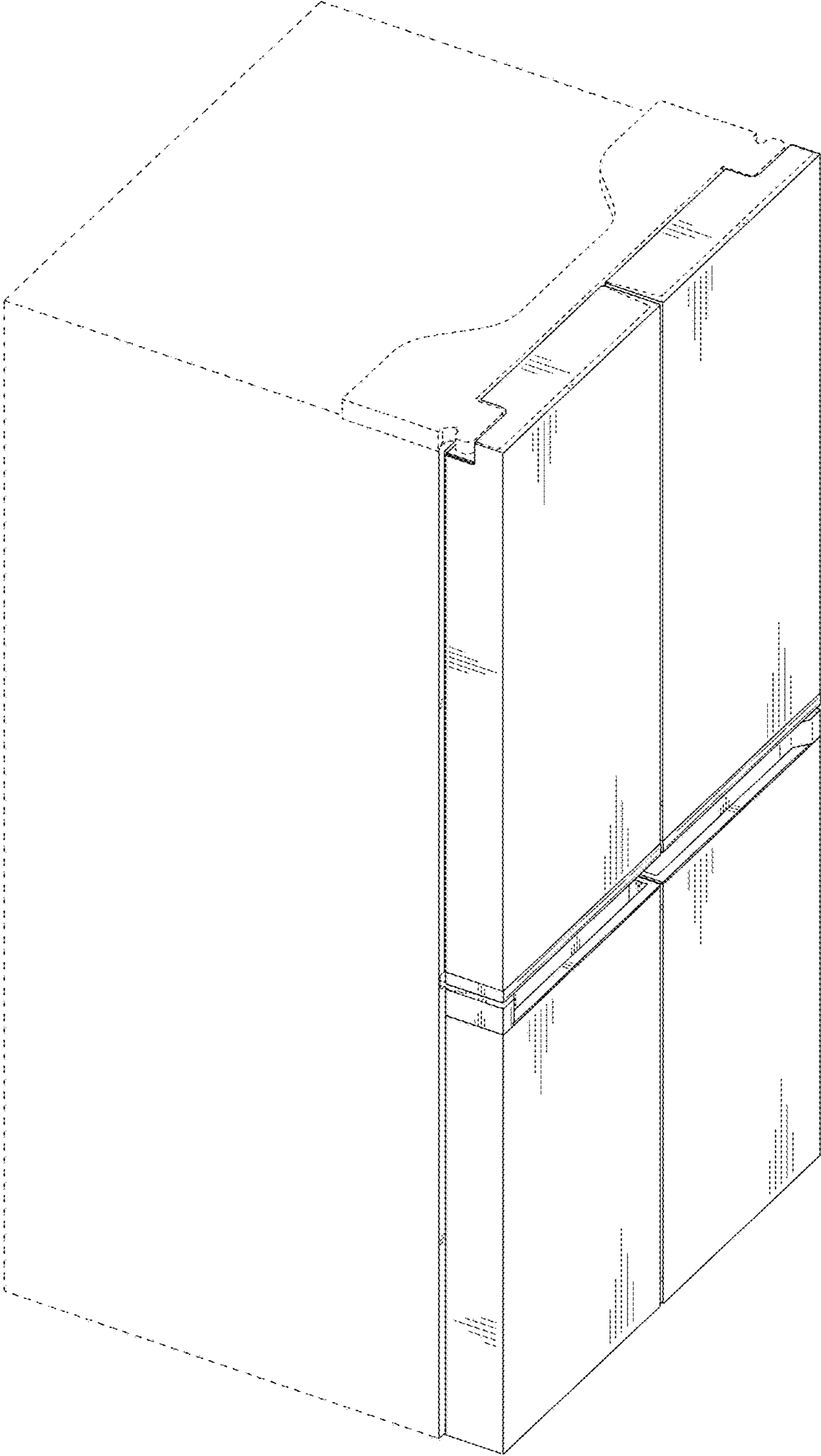


FIG. 2

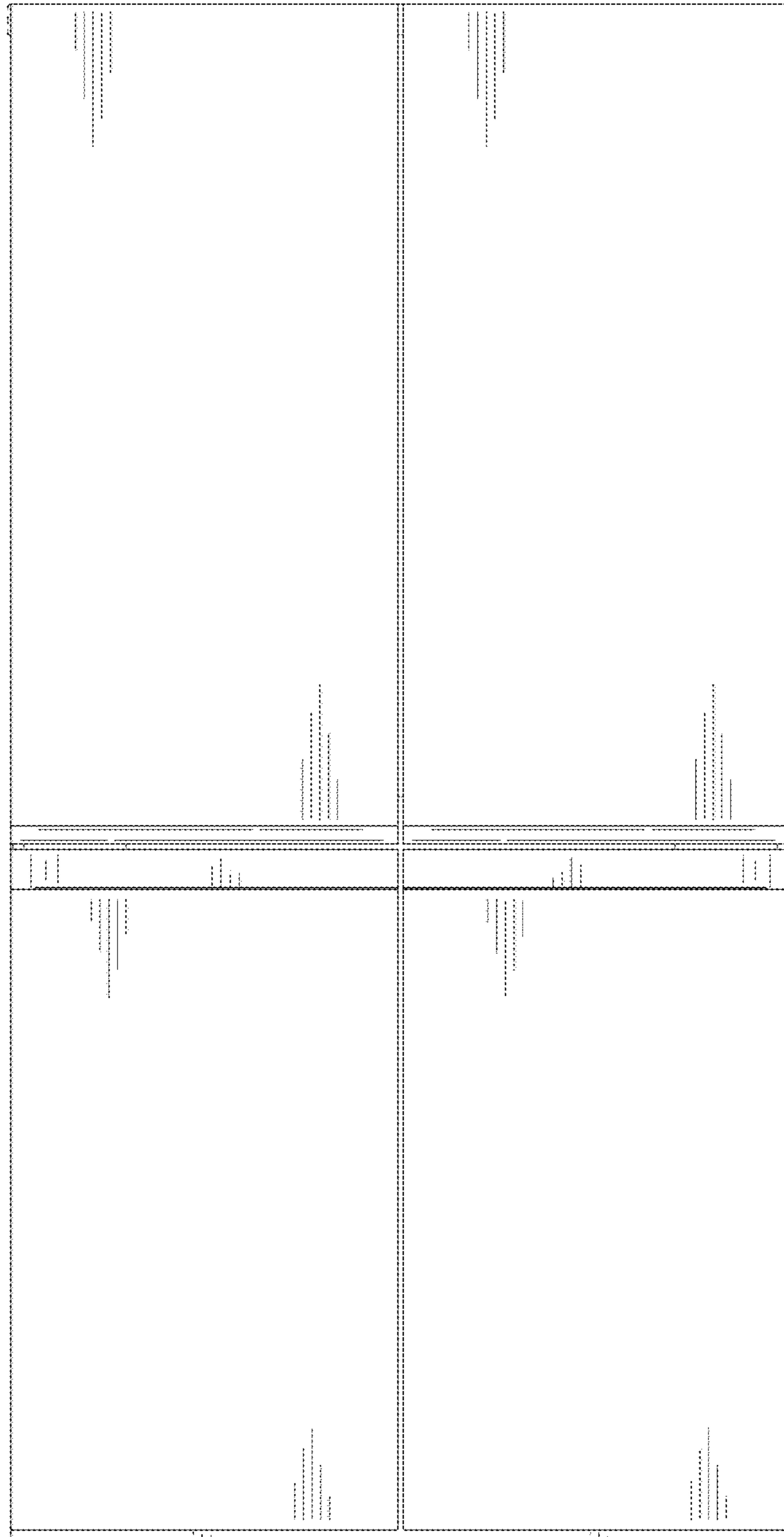


FIG. 3



FIG. 4




FIG. 5




FIG. 6

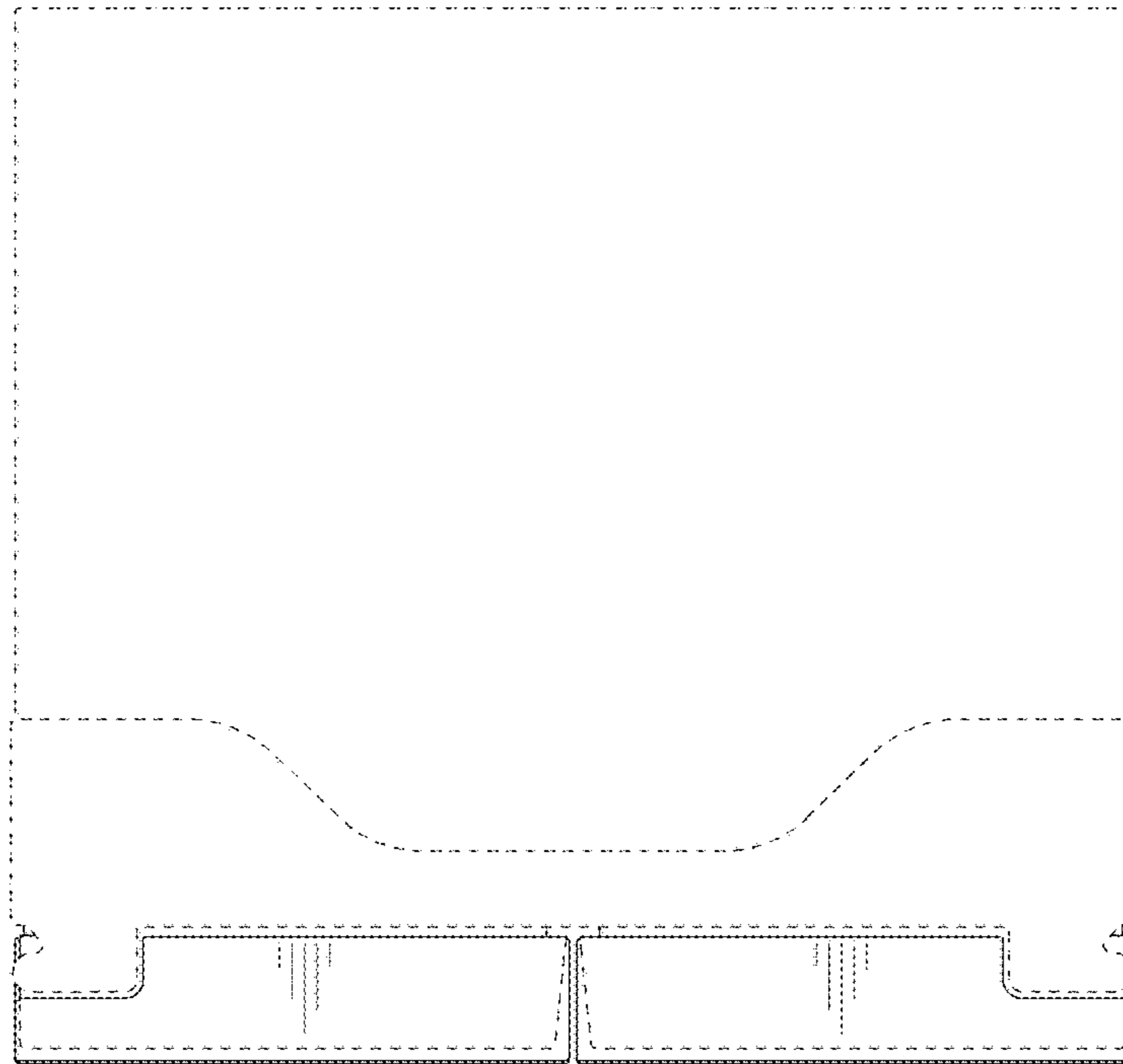


FIG. 7

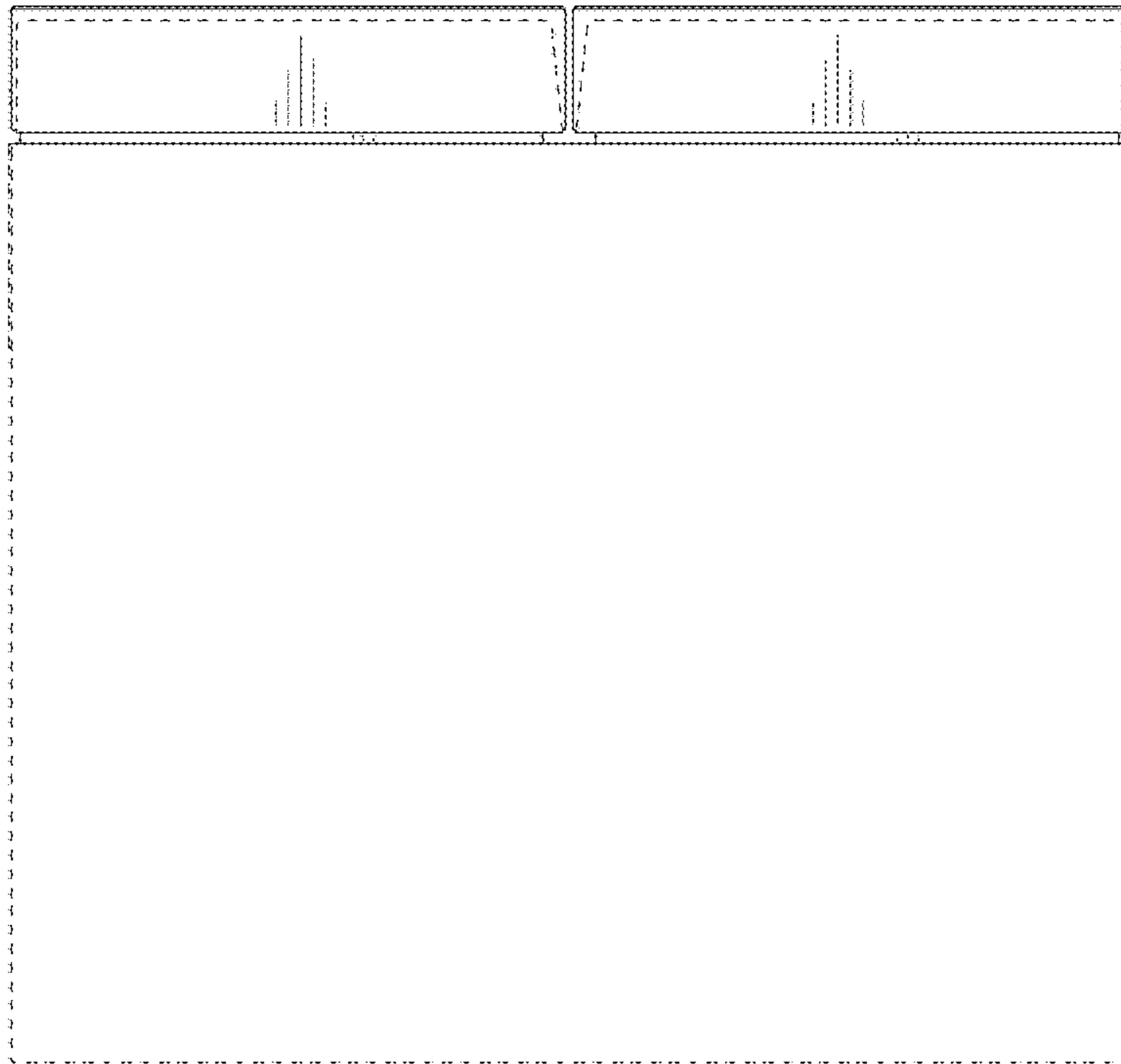


FIG. 8

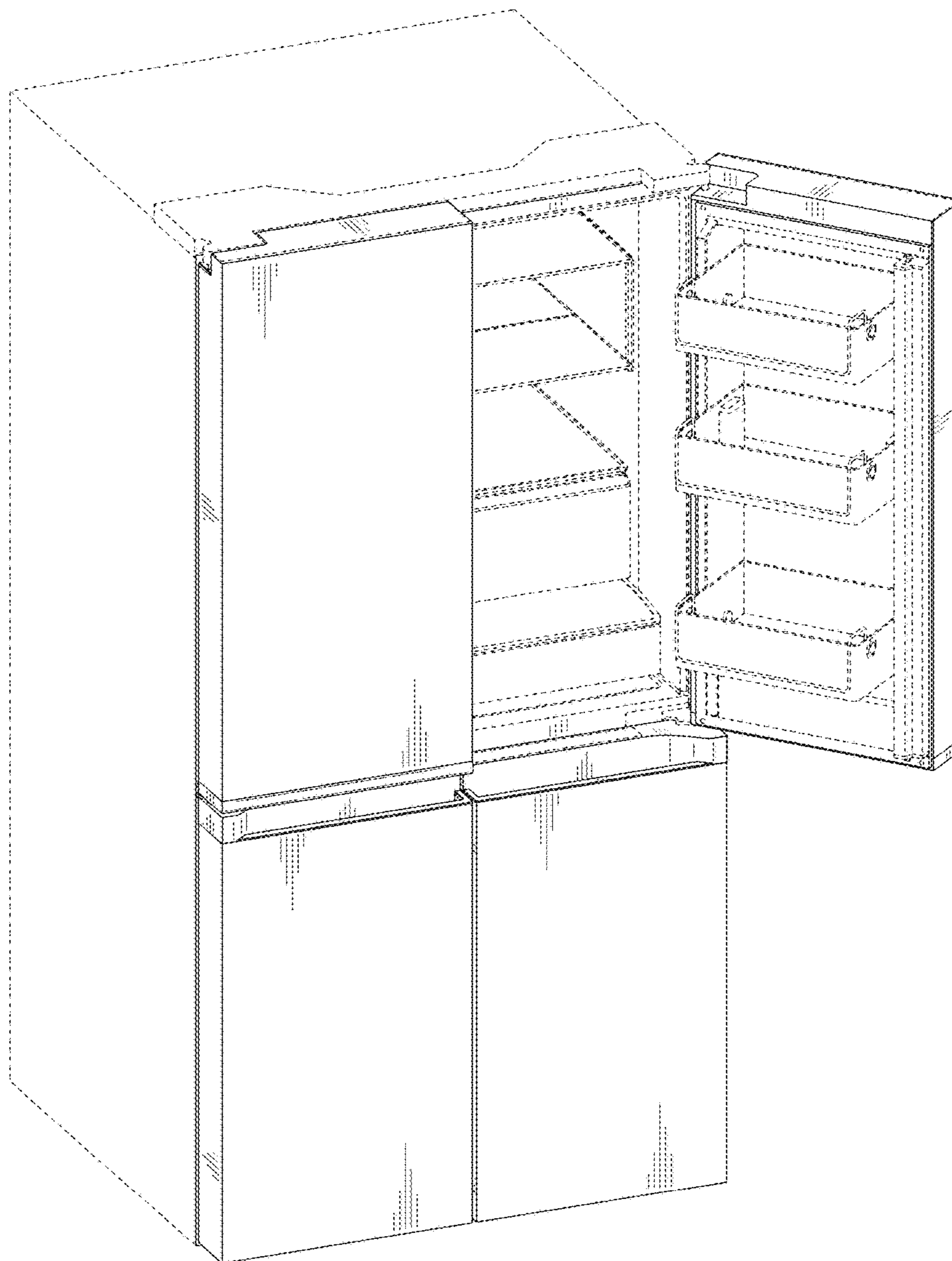


FIG. 9

