



US00D814530S

(12) **United States Design Patent**
Takaoka et al.

(10) **Patent No.:** **US D814,530 S**

(45) **Date of Patent:** **** Apr. 3, 2018**

- (54) **CAB**
- (71) Applicant: **Caterpillar SARL**, Geneva (CH)
- (72) Inventors: **Tetsuji Takaoka**, Tokyo (JP); **Ryosuke Ono**, Tokyo (JP); **Niladri Manna**, Tokyo (JP)
- (73) Assignee: **Caterpillar SARL**, Geneva (CH)
- (**) Term: **15 Years**
- (21) Appl. No.: **29/598,800**
- (22) Filed: **Mar. 29, 2017**
- (30) **Foreign Application Priority Data**

D636,795	S	*	4/2011	Yamamoto	D15/28
D637,630	S	*	5/2011	Yamamoto	D15/30
D642,205	S	*	7/2011	Yamamoto	D15/30
D660,879	S	*	5/2012	Laugerette	D15/30
D660,880	S	*	5/2012	Laugerette	D15/30
D660,881	S	*	5/2012	Bohme	D15/30
D671,566	S	*	11/2012	Fang	D15/30
D684,607	S	*	6/2013	Hagura	D15/30
D687,868	S	*	8/2013	Watson	D15/30
D720,370	S	*	12/2014	Carter	D15/30
D749,148	S	*	2/2016	Darekar	D15/30
D751,123	S	*	3/2016	Kazakoff	D15/30
D762,248	S	*	7/2016	Steinhardt	D15/30
D773,537	S	*	12/2016	Fiser	D15/30
D775,244	S	*	12/2016	Hart	D15/30
D780,231	S	*	2/2017	Saari	D15/30
D780,233	S	*	2/2017	Saari	D15/30
D780,234	S	*	2/2017	Saari	D15/30
D780,235	S	*	2/2017	Kim	D15/30

(Continued)

Oct. 4, 2016 (JP) 2016-021593

- (51) **LOC (11) Cl.** **15-03**
- (52) **U.S. Cl.**
USPC **D15/30**
- (58) **Field of Classification Search**
USPC D15/28, 30, 31, 22-26; D34/37;
180/89.11, 89.12, 89.13, 89.19, 900
CPC .. B66C 13/54; E02F 9/16; E02F 9/163; E02F
9/06; B62D 33/0617; B62D
49/00-49/085; B62D 33/06-33/073; B60J
7/00; B60J 1/004; B60J 1/02; B60J 1/04;
B60J 5/0487
See application file for complete search history.

(56) **References Cited**

U.S. PATENT DOCUMENTS

4,082,343	A	*	4/1978	Hurt, II	B60R 21/131 180/89.12
D267,648	S	*	1/1983	Baconet	D15/30
D455,763	S	*	4/2002	Brandenburg, III	D15/30
D463,461	S	*	9/2002	Yanagida	D15/30
D471,213	S	*	3/2003	Kwak	D15/30
D481,044	S	*	10/2003	Tokach	D15/30

OTHER PUBLICATIONS

Caterpillar Inc., Image of New Articulated Trucks 745C, <http://r2.forconstructionpros.com/files/base/FCP/image/2015/05/16x9/640x360/Cat_745C_Articulated_Truck_up_berm_loaded.555b7od8425bc.jpg>, available as early as Apr. 21, 2016.

(Continued)

Primary Examiner — Mark Goodwin

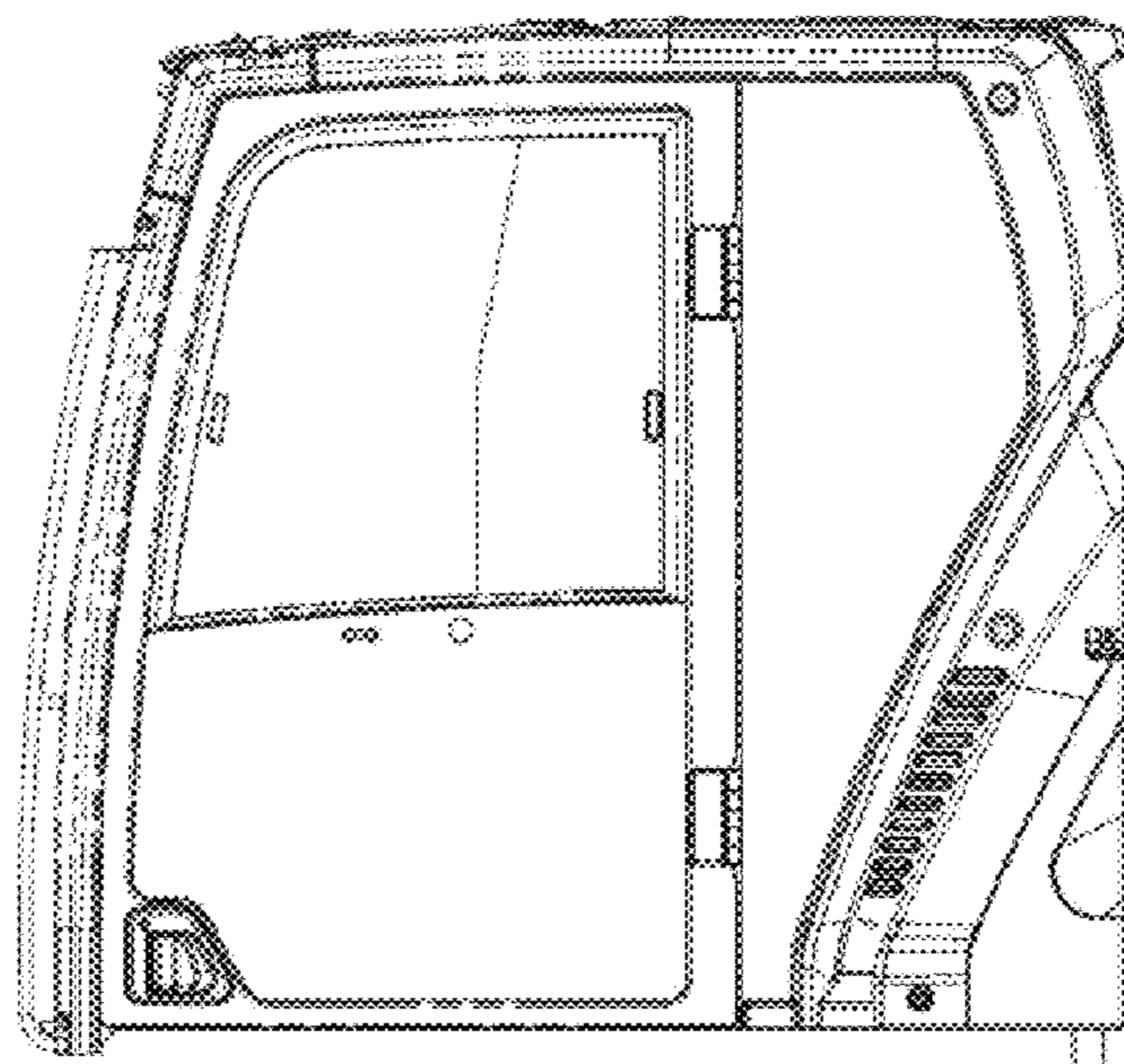
(57) **CLAIM**

The ornamental design for a cab, as shown and described.

DESCRIPTION

FIG. 1 shows a front view of a cab showing our new design; FIG. 2 shows a rear view thereof; FIG. 3 shows a right side view thereof; FIG. 4 shows a left side view thereof; FIG. 5 shows a top view thereof; and, FIG. 6 shows a bottom view thereof.

1 Claim, 5 Drawing Sheets



(56)

References Cited

U.S. PATENT DOCUMENTS

D784,425 S * 4/2017 Cooksey D15/30
2009/0026803 A1* 1/2009 Yano B60J 1/04
296/190.1

OTHER PUBLICATIONS

Caterpillar Inc., Image of New Articulated Trucks 745C, available
as early as Apr. 21, 2016.
U.S. Appl. No. 29/562,170, filed Apr. 22, 2016 (unpublished).

* cited by examiner




FIG. 1

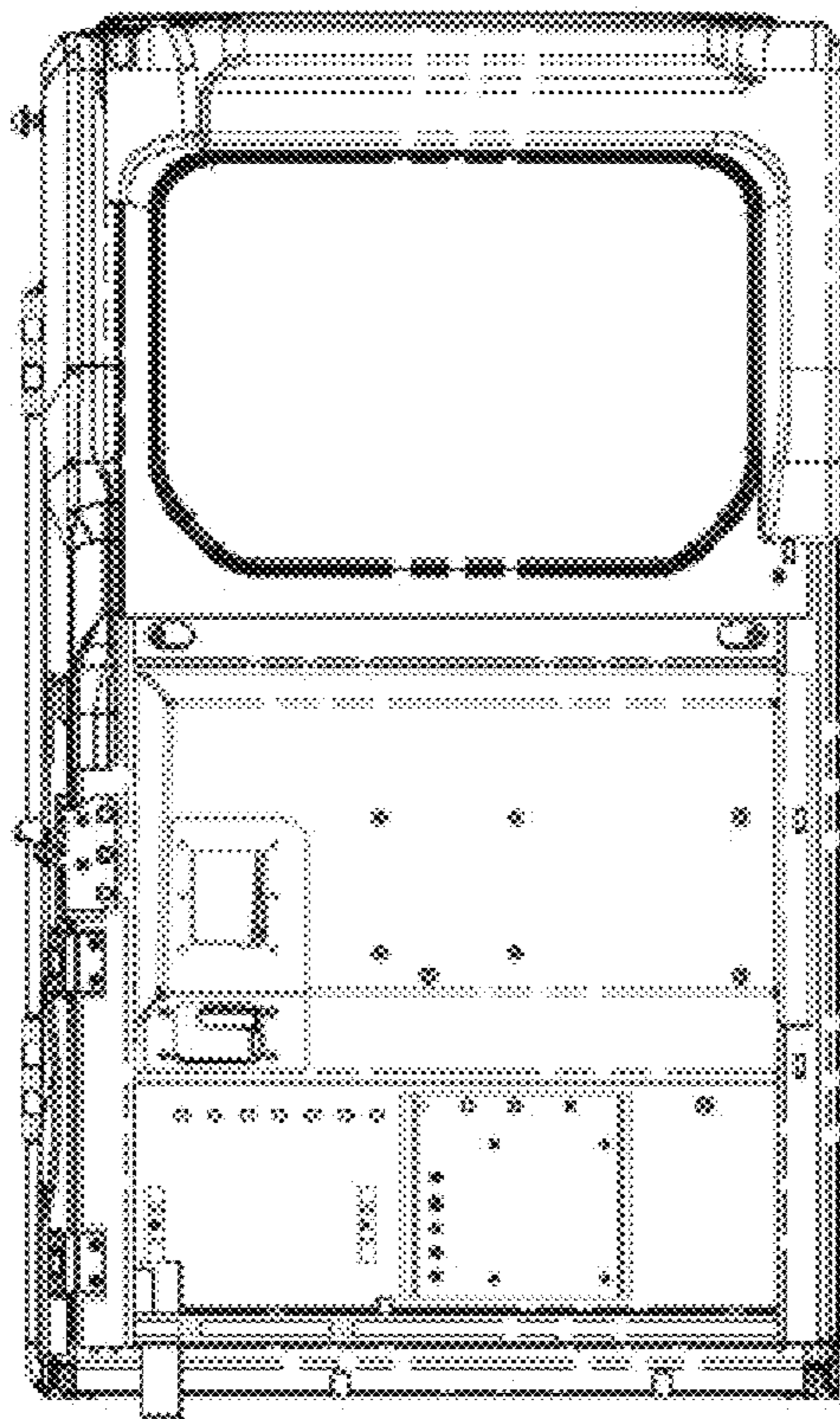


FIG. 2

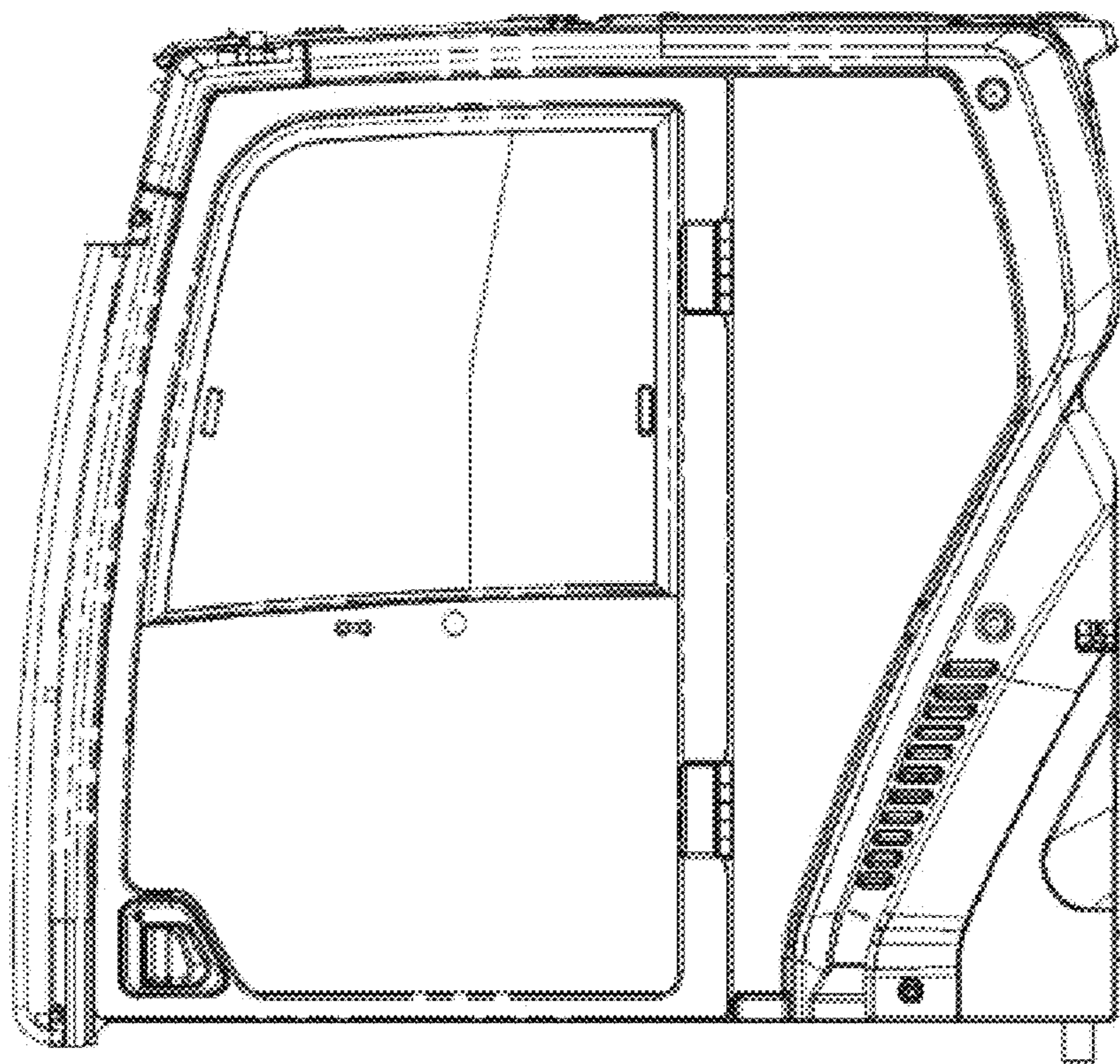


FIG. 3

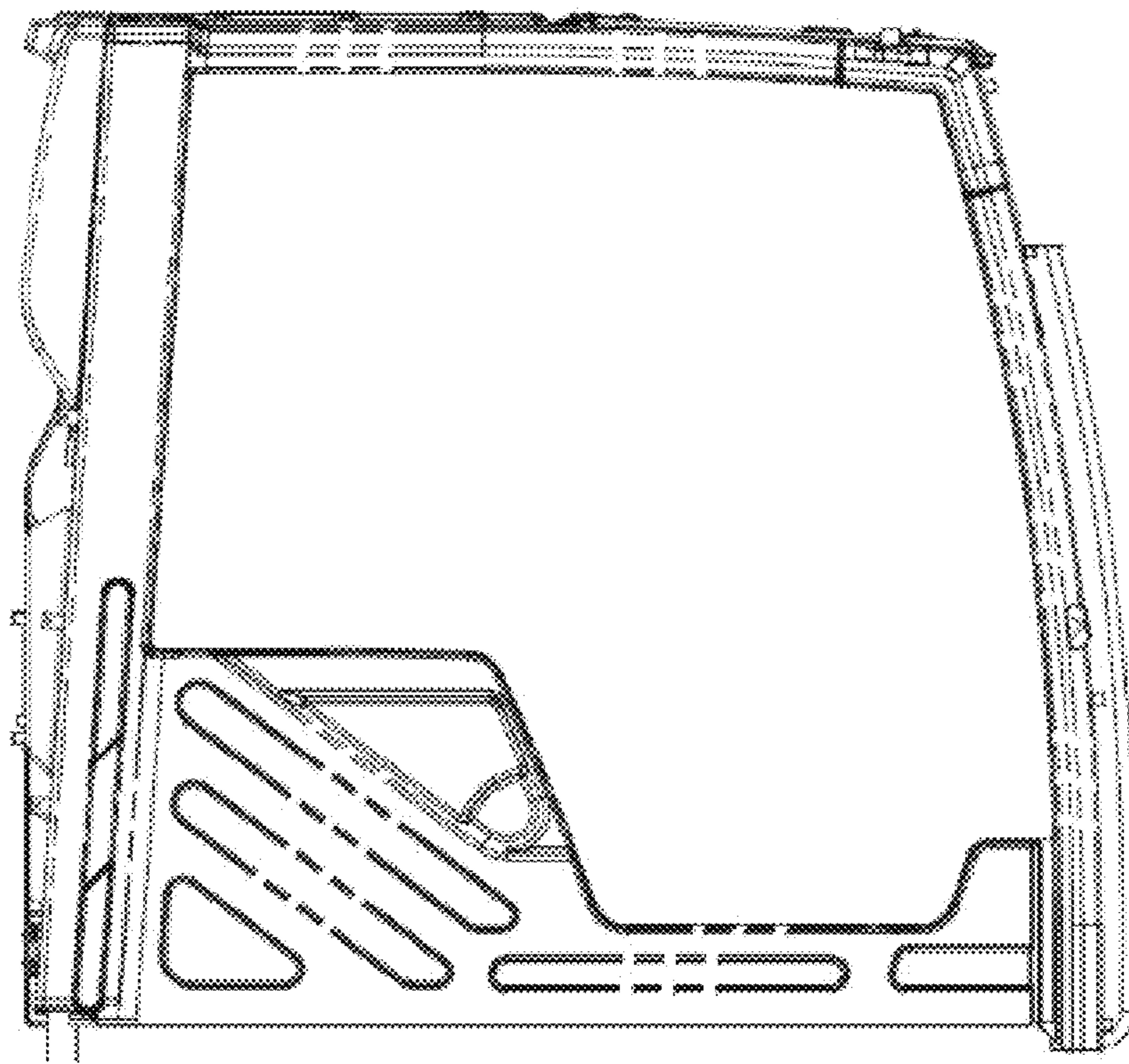


FIG. 4

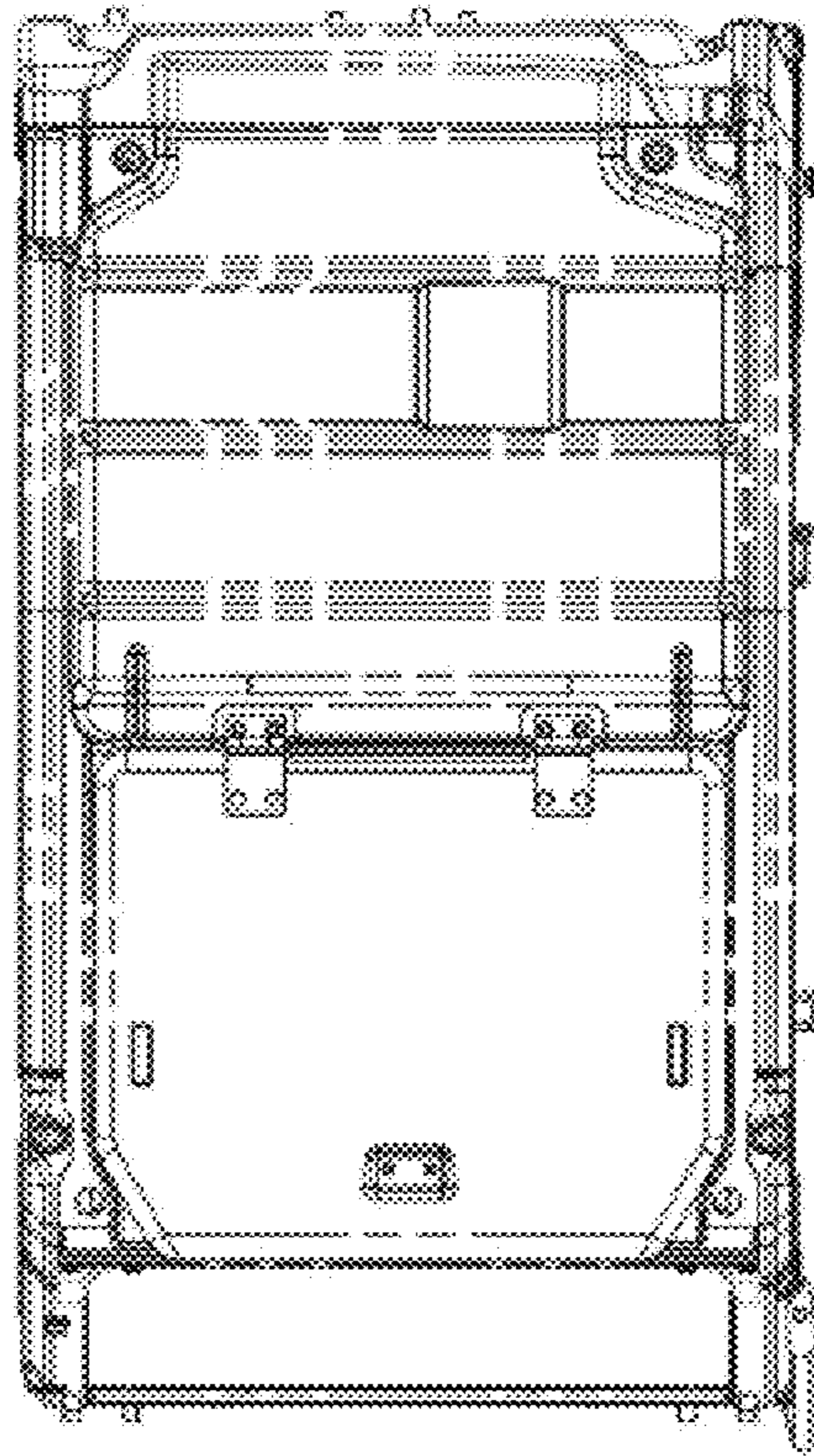


FIG. 5

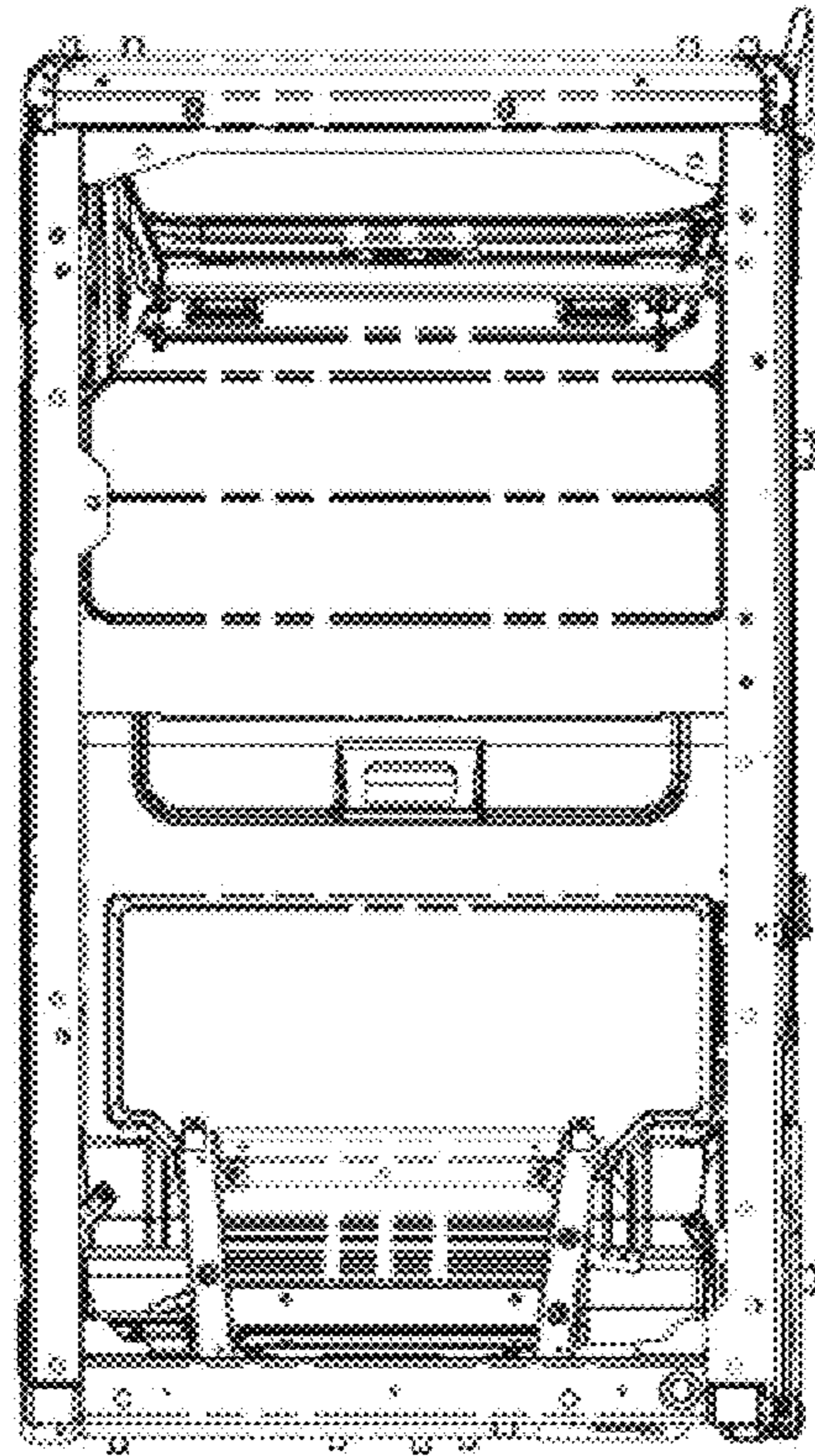


FIG. 6