



US00D814520S

(12) **United States Design Patent**
Martin et al.

(10) **Patent No.:** **US D814,520 S**

(45) **Date of Patent:** **** Apr. 3, 2018**

(54) **DISPLAY SCREEN WITH GUI MENU FOR A MULTIFUNCTION OFFICE MACHINE**

(71) Applicant: **XEROX CORPORATION**, Norwalk, CT (US)

(72) Inventors: **Andrew T Martin**, Honeoye Falls, NY (US); **Robert Grasso**, Victor, NY (US); **Ken Hayward**, Brockport, NY (US)

(73) Assignee: **Xerox Corporation**, Norwalk, CT (US)

(**) Term: **15 Years**

(21) Appl. No.: **29/622,744**

(22) Filed: **Oct. 19, 2017**

Related U.S. Application Data

(62) Division of application No. 29/551,831, filed on Jan. 18, 2016, now Pat. No. Des. 804,528.

(51) **LOC (11) Cl.** **14-04**

(52) **U.S. Cl.**
USPC **D14/492**; D14/486; D14/490; D14/491

(58) **Field of Classification Search**
USPC D14/485–495
CPC B61C 11/04; B64C 29/00; G06F 3/04817; G06F 3/0482; G06F 2203/04807; G06T 15/02; G06T 13/80; H04M 1/2477; H04N 1/00424

See application file for complete search history.

(56) **References Cited**

U.S. PATENT DOCUMENTS

D546,342 S *	7/2007	Armendariz	D14/487
D725,138 S *	3/2015	Brotman	D14/486
D752,644 S *	3/2016	Jewitt	D14/493
D753,144 S *	4/2016	Seo	D14/485
D759,044 S *	6/2016	Zhang	D14/485

D760,758 S *	7/2016	Iwamoto	D14/486
D760,768 S *	7/2016	Um	D14/488
D761,823 S *	7/2016	Kang	D14/486
D761,872 S *	7/2016	Tursi	D14/493
D763,308 S *	8/2016	Wang	D14/486
D763,869 S *	8/2016	Wang	D14/485
D765,667 S *	9/2016	Lu	D14/485
D766,258 S *	9/2016	Wang	D14/485
D766,958 S *	9/2016	Salazar Cardozo	D14/486
D767,601 S *	9/2016	Zhou	D14/486
D767,603 S *	9/2016	Yun	D14/486
D767,618 S *	9/2016	Perez	D14/488
D768,147 S *	10/2016	Yoo	D14/485
D769,314 S *	10/2016	Piroddi	D14/488
D770,493 S *	11/2016	Blank	D14/486
D770,507 S *	11/2016	Umezawa	D14/486
D770,525 S *	11/2016	Lee	D14/489

(Continued)

Primary Examiner — Philip S Hyder
Assistant Examiner — Cary M Robinson

(57) **CLAIM**

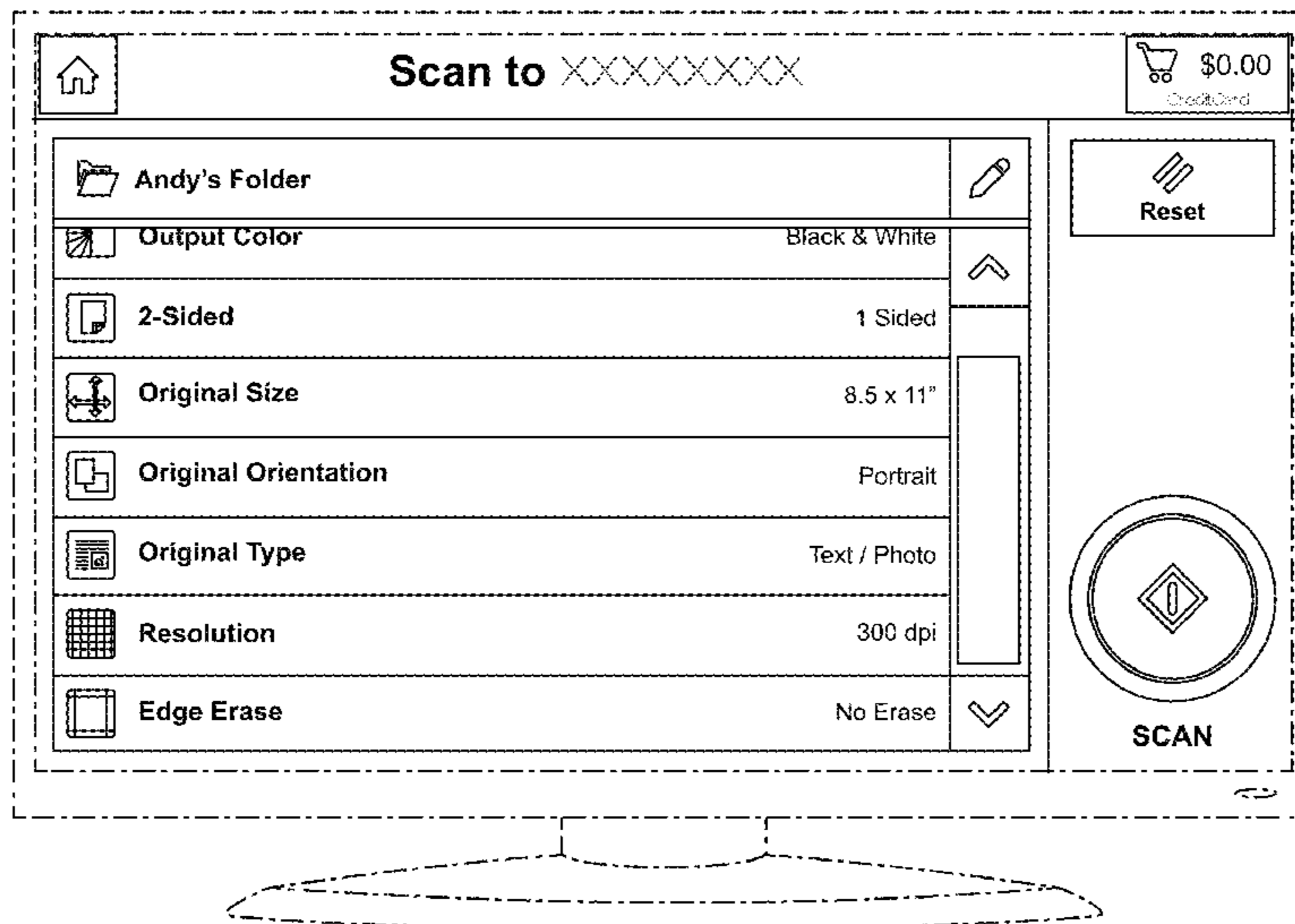
The ornamental design for a display screen with GUI menu for a multifunction office machine, as shown and described.

DESCRIPTION

FIG. 1 is a front view of a display screen with GUI menu for a multifunction office machine showing the new design; FIG. 2 is a front view of a display screen with GUI menu for a multifunction office machine showing a second embodiment of the new design; and, FIG. 3 is a front view of a display screen with GUI menu for a multifunction office machine showing a third embodiment of the new design.

The outermost dot-dash broken lines illustrate an electronic device, the dot-dash broken line at the periphery of the figures illustrate the display screen, and the broken line showing of text illustrates portions of the GUI menu. None of the broken lines form part of the claimed design.

1 Claim, 3 Drawing Sheets



(56)

References Cited

U.S. PATENT DOCUMENTS

D775,642	S *	1/2017	Gao	D14/486
D782,503	S *	3/2017	Lee	D14/485
D789,393	S *	6/2017	Jaini	D14/486
D791,153	S *	7/2017	Rice	D14/486
D795,276	S *	8/2017	Pakidko	D14/486
D802,618	S *	11/2017	Walker	D14/487
D803,241	S *	11/2017	Mizono	D14/486
D803,845	S *	11/2017	Arora	D14/485
D805,536	S *	12/2017	Yan	D14/486
D806,097	S *	12/2017	Rahn	D14/486
D806,098	S *	12/2017	Rahn	D14/486
D809,011	S *	1/2018	Hurley	D14/492
2013/0174094	A1 *	7/2013	Heo	G06F 3/04883 715/835
2015/0168949	A1 *	6/2015	Hua	G05B 23/0216 702/188
2016/0132495	A1 *	5/2016	Ghatage	G06F 17/30011 707/756

* cited by examiner

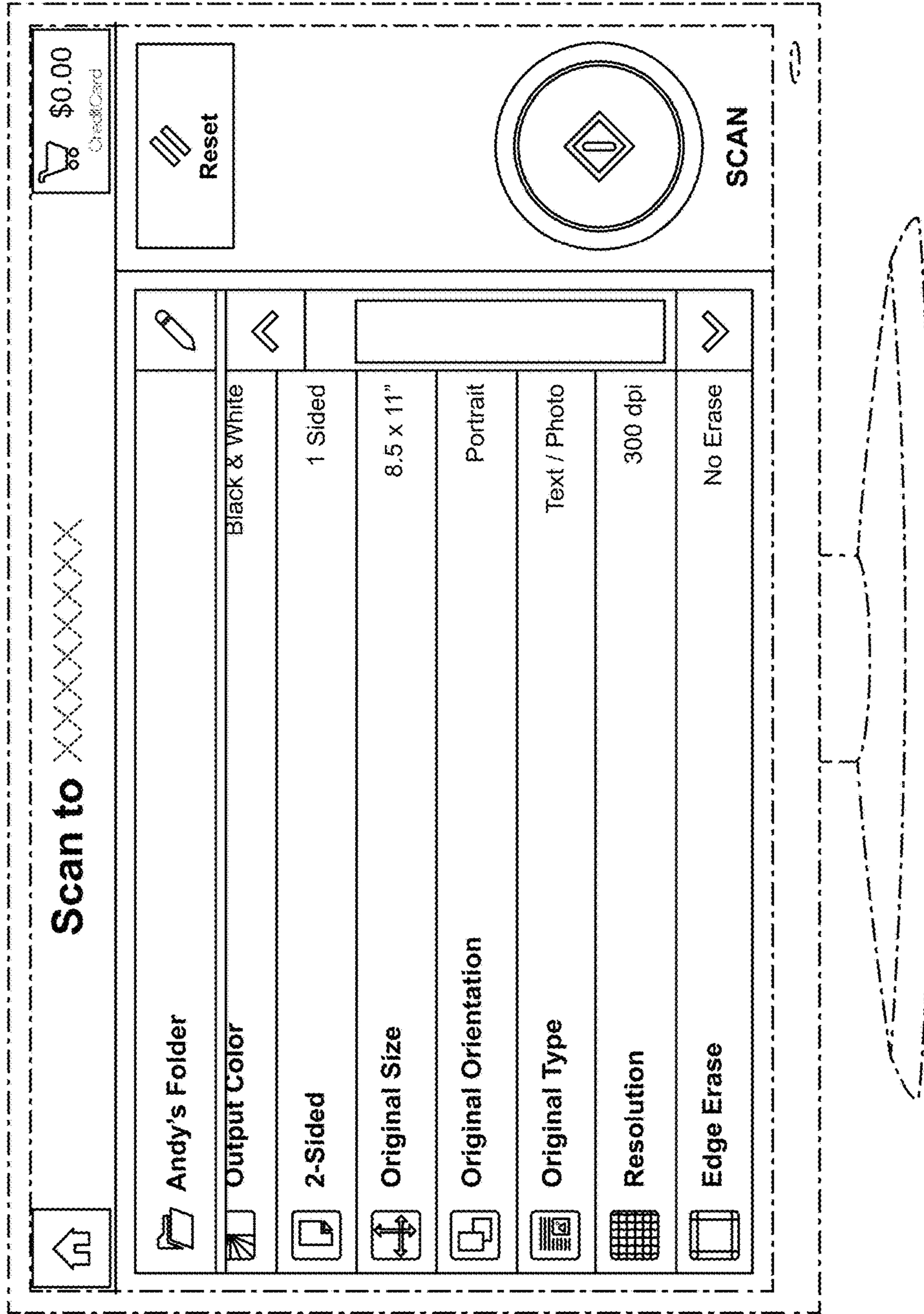


FIG. 1

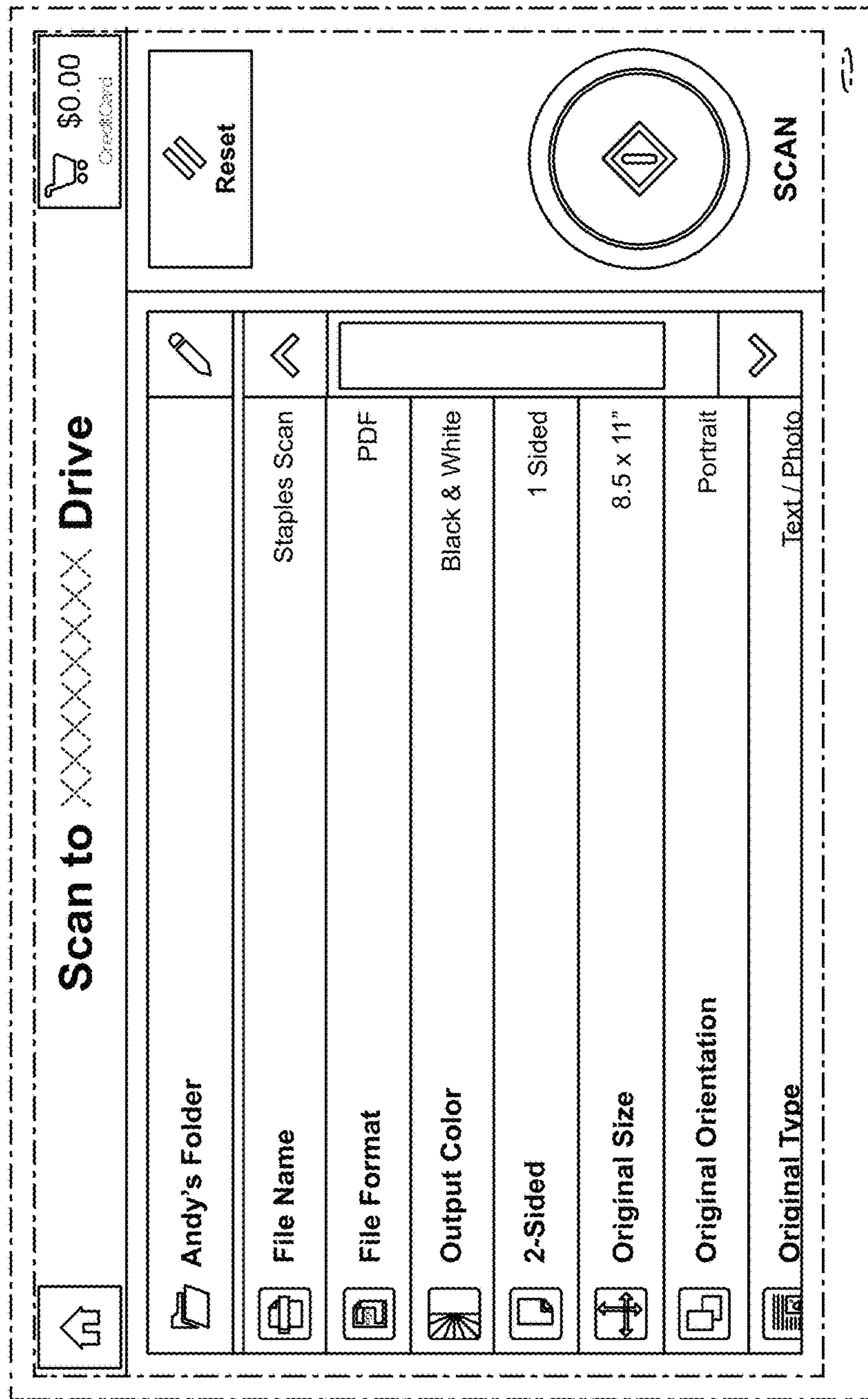


FIG. 2

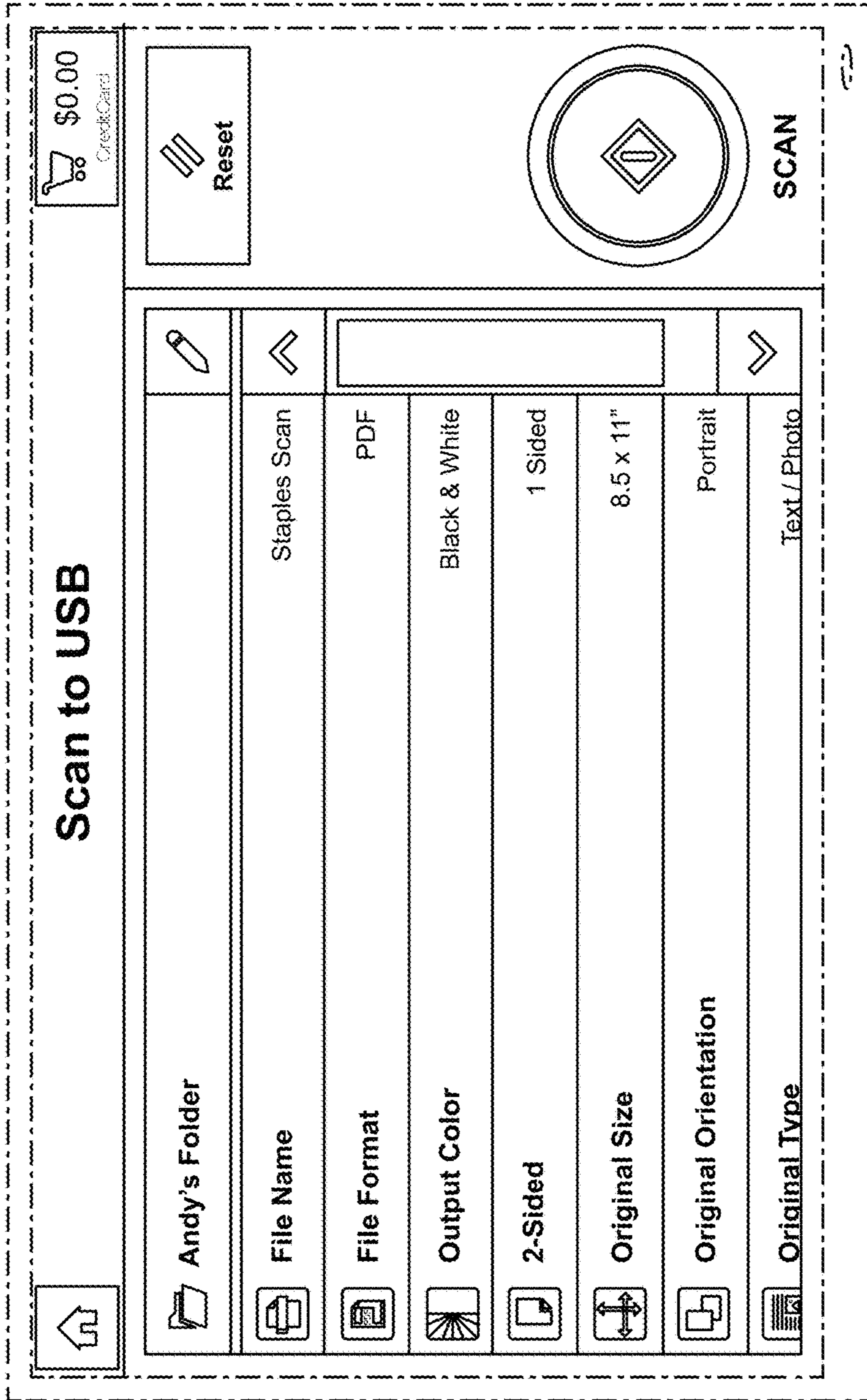


FIG. 3