



US00D814506S

(12) **United States Design Patent**
Porter

(10) **Patent No.:** **US D814,506 S**
(45) **Date of Patent:** **** Apr. 3, 2018**

(54) **DISPLAY SCREEN WITH ANIMATED GRAPHICAL USER INTERFACE**

(71) Applicant: **KYPHON SARL**, Neuchatel (CH)

(72) Inventor: **Nathan L. Porter**, Collierville, TN (US)

(73) Assignee: **Kyphon SARL**, Neuchâtel (CH)

(**) Term: **15 Years**

(21) Appl. No.: **29/553,249**

(22) Filed: **Jan. 29, 2016**

(51) **LOC (11) Cl.** **14-04**

(52) **U.S. Cl.**
USPC **D14/488**

(58) **Field of Classification Search**
USPC D14/485-495; D20/11; D21/324, 325
CPC .. G06F 3/0481; G06F 3/04817; G06F 3/0482;
G06F 3/04842; G06F 9/542; G06T 11/60
See application file for complete search history.

(56) **References Cited**

U.S. PATENT DOCUMENTS

5,315,703	A *	5/1994	Matheny	G06F 9/542 715/700
D537,834	S *	3/2007	Agarwal	D14/486
D665,399	S *	8/2012	Carpenter	D14/486
D682,875	S *	5/2013	Frijlink	D14/488
D686,635	S *	7/2013	Cranfill	D14/486
D691,155	S *	10/2013	Talbot	D14/485
D696,689	S *	12/2013	Lee	D14/486
D718,776	S *	12/2014	Hobbs	D14/486
D735,213	S *	7/2015	Kim	D14/485
D738,908	S *	9/2015	Herold	D14/488

D789,984	S *	6/2017	Sun	D14/488
2004/0070626	A1 *	4/2004	Matsumoto	G06T 11/60 715/788
2013/0298076	A1 *	11/2013	Rice	G06F 3/0481 715/781

OTHER PUBLICATIONS

“E-mail Newsletter Wireframe”, posted at smartdraw.com, Sep. 22, 2015, [site visited Nov. 7, 2017]. Available from Internet: <https://web.archive.org/web/20150922085723/https://www.smartdraw.com/website-wireframe/examples/email-newsletter-wireframe>.*
“XNA GUI Animation”, posted at youtube.com, Jul. 13, 2011, [site visited Nov. 7, 2017]. Available from Internet: <https://www.youtube.com/watch?v=7WOjmrKb0-c>.*

* cited by examiner

Primary Examiner — Karen E Kearney

Assistant Examiner — John M Otte

(57) **CLAIM**

The ornamental design for a display screen with animated graphical user interface, as shown and described.

DESCRIPTION

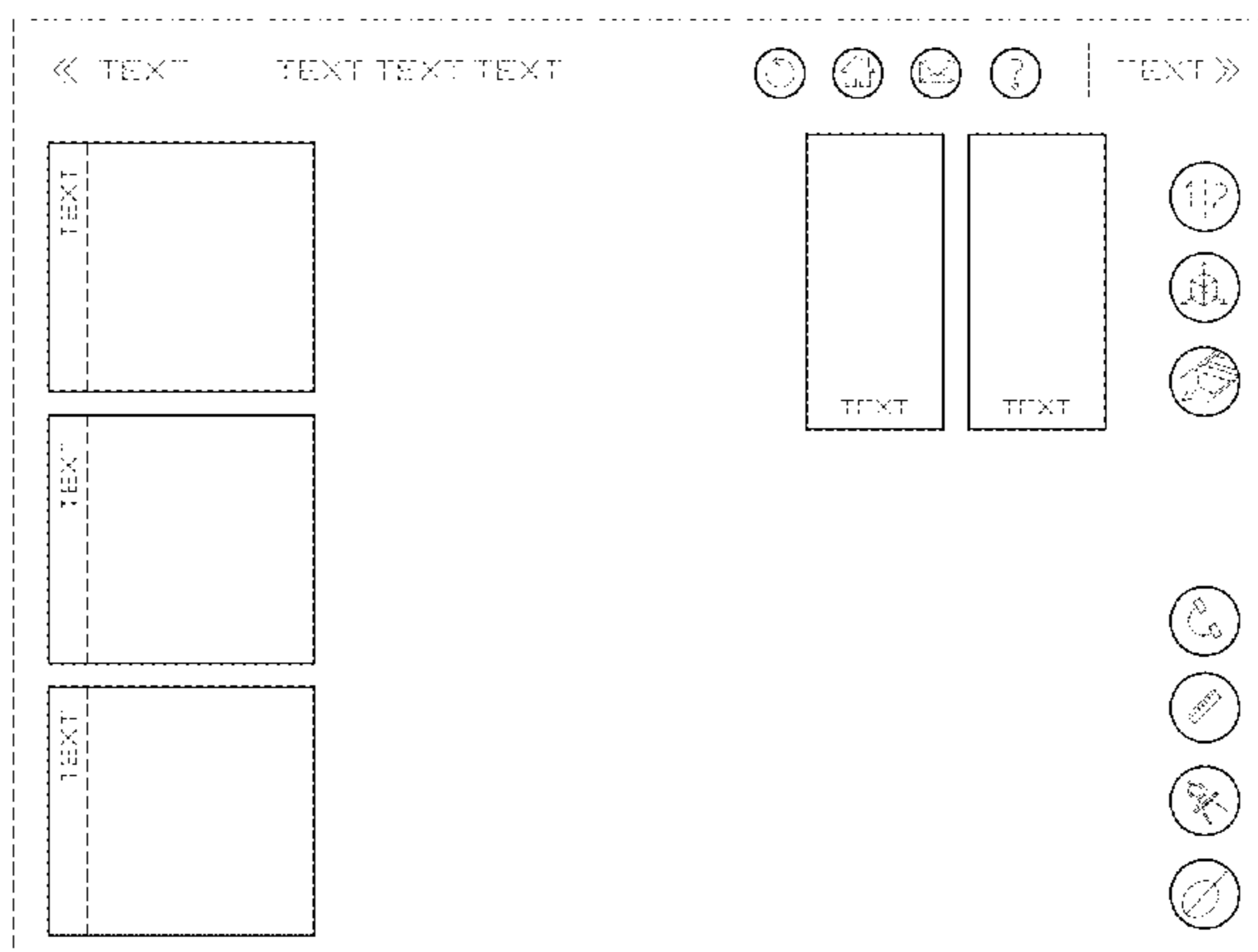
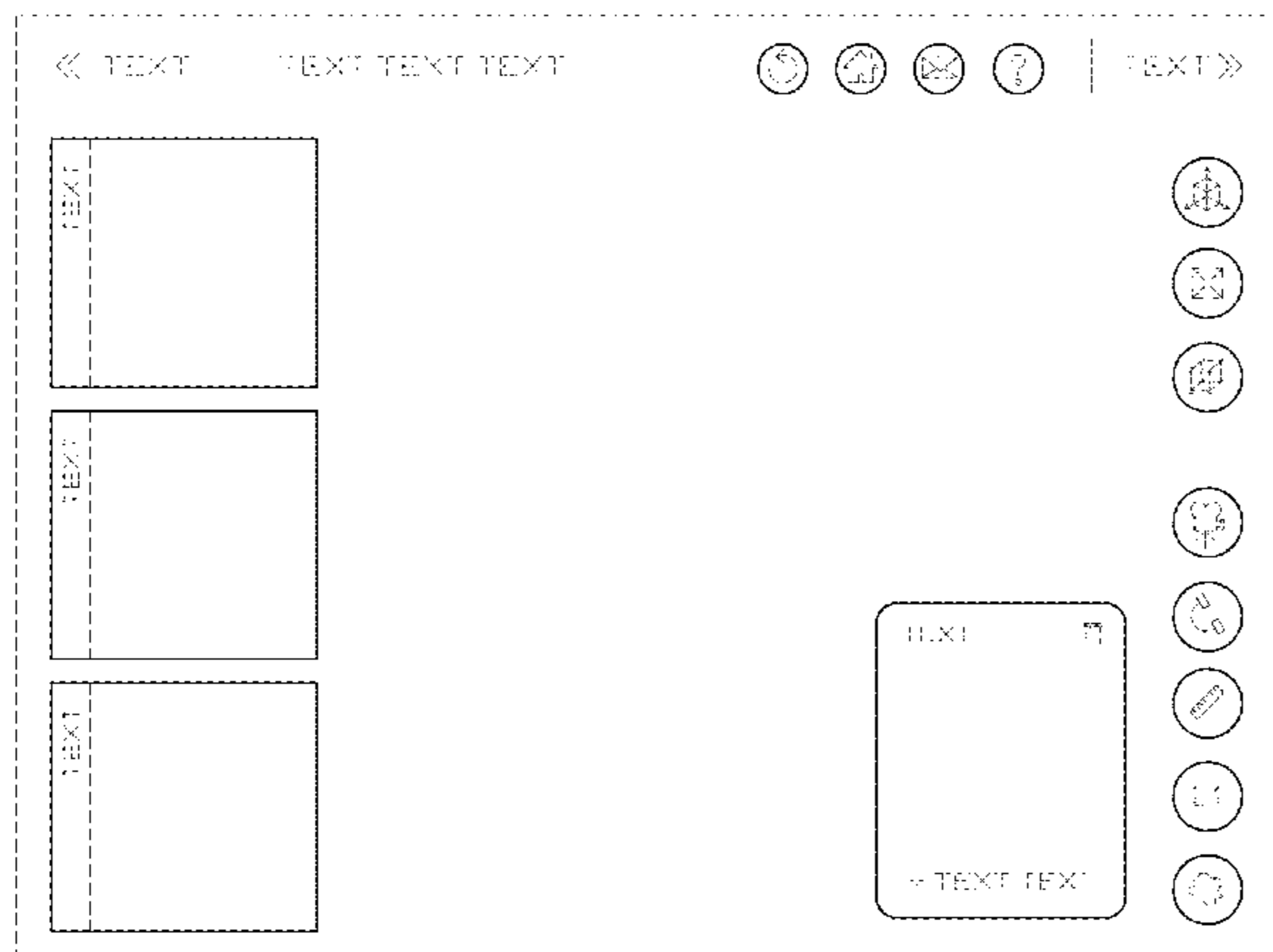
FIG. 1 is the first image in a sequence for a display screen with animated graphical user interface showing my new design;

FIG. 2 is the second image thereof; and,

FIG. 3 is the third image thereof.

The appearance of the animated graphical user interface transitions between the images shown in FIG. 1, FIG. 2, and FIG. 3. The process or period in which one image transitions to another forms no part of the claimed design. The broken line showing of the remainder of the graphical user interface and the remainder of the display screen is for environmental purposes only and forms no part of the claimed design.

1 Claim, 3 Drawing Sheets






FIG. 1




FIG. 2




FIG. 3