



US00D814476S

(12) **United States Design Patent** (10) **Patent No.:** **US D814,476 S**
Roberts et al. (45) **Date of Patent:** **** Apr. 3, 2018**

(54) **ELECTRONIC DEVICE COVER**
(71) Applicant: **TECH 21 LICENSING LIMITED**,
Twickenham (GB)
(72) Inventors: **Jason Roberts**, Twickenham (GB);
Wilhelm Marschall, London (GB);
Benjamin Thorpe, London (GB)
(73) Assignee: **TECH 21 LICENSING LIMITED**,
Twickenham, Middlesex (GB)
(**) Term: **15 Years**
(21) Appl. No.: **29/580,599**
(22) Filed: **Oct. 11, 2016**
(51) **LOC (11) Cl.** **14-02**
(52) **U.S. Cl.**
USPC **D14/440**
(58) **Field of Classification Search**
USPC D14/440, 250, 447; 206/45.23, 320,
206/45.2; 361/679.55; 294/25; 224/218
CPC ... G06F 1/1628; G06F 1/1626; A47B 23/044;
H04B 1/3888
See application file for complete search history.

D774,877 S * 12/2016 Gonzalez D8/356
D779,435 S * 2/2017 Callahan H02G 3/12
D13/139.4
D789,186 S * 6/2017 Sakai D8/374
D791,457 S * 7/2017 Membreno D2/969
2010/0230301 A1* 9/2010 Fellig H04B 1/3888
206/232

* cited by examiner

Primary Examiner — Cynthia Underwood
(74) *Attorney, Agent, or Firm* — Stephen J. Weyer, Esq.;
Stites & Harbison, PLLC.

(57) **CLAIM**

The ornamental design for an electronic device cover, as shown and described.

DESCRIPTION

This application is related to co-pending applications U.S. Ser. No. 29/580,567 and U.S. Ser. No. 29/580,592, filed on the same day as this application, both herein incorporated by reference.

FIG. 1 is a perspective view taken from the rear, top and right side of the electronic device cover of the present design.

FIG. 2 is a perspective view taken from the front, top and right side thereof.

FIG. 3 is a rear elevation view thereof.

FIG. 4 is a left side elevation view thereof.

FIG. 5 is a right side elevation view thereof.

FIG. 6 is a front elevation view thereof.

FIG. 7 is a top plan view thereof; and,

FIG. 8 is a bottom plan view thereof.

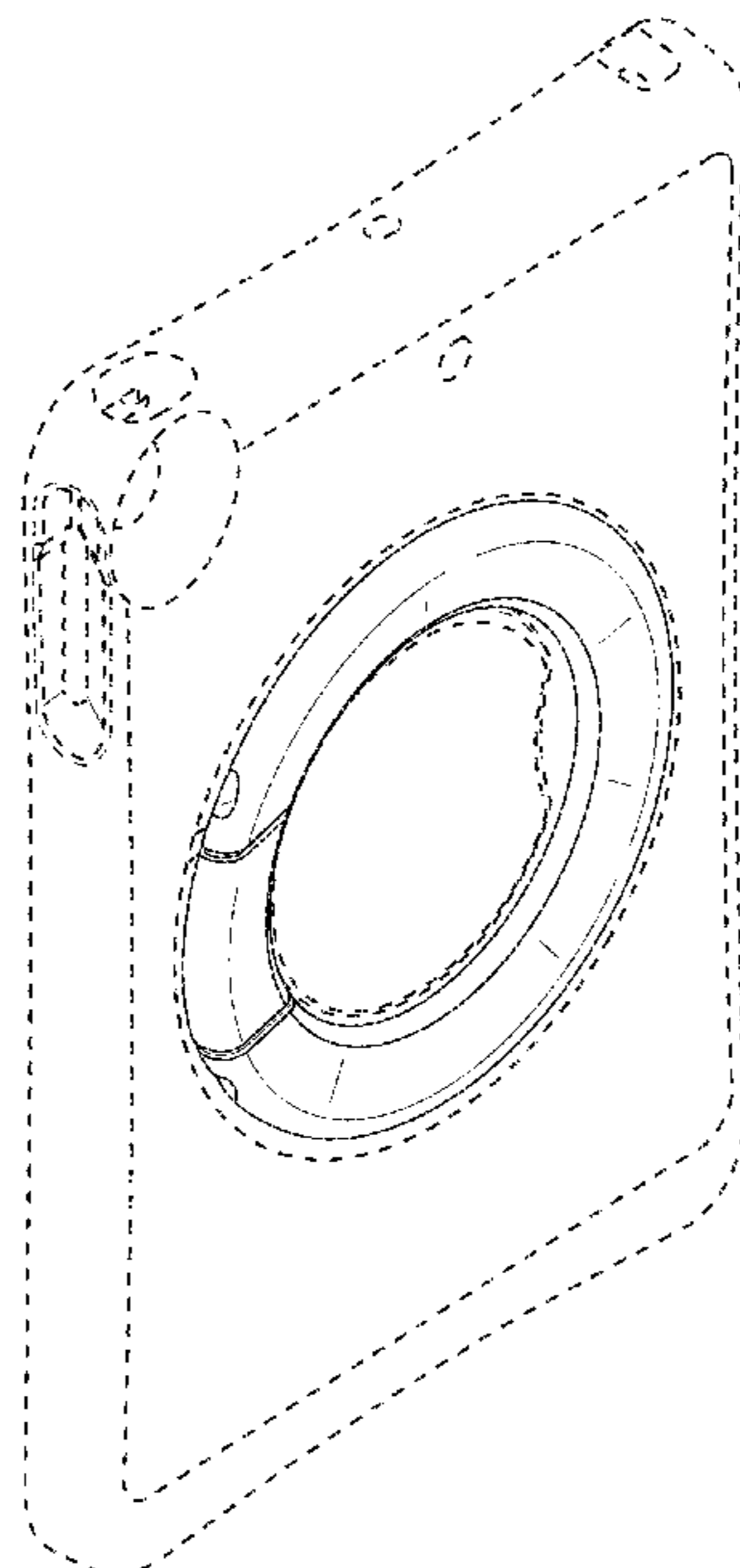
Portions drawn in broken lines in the figures represent environmental aspects of how the design is applied but form no part of the claimed design.

1 Claim, 6 Drawing Sheets

(56) **References Cited**

U.S. PATENT DOCUMENTS

4,968,010 A * 11/1990 Odobasic B60G 11/48
267/140.11
5,413,502 A * 5/1995 Wang H01R 24/46
439/314
D423,621 S * 4/2000 Holtby D21/791
D654,348 S * 2/2012 Musselman D8/349
D672,353 S * 12/2012 Liu D14/440
D709,509 S * 7/2014 Kim D14/440
D729,252 S * 5/2015 Smith D14/440



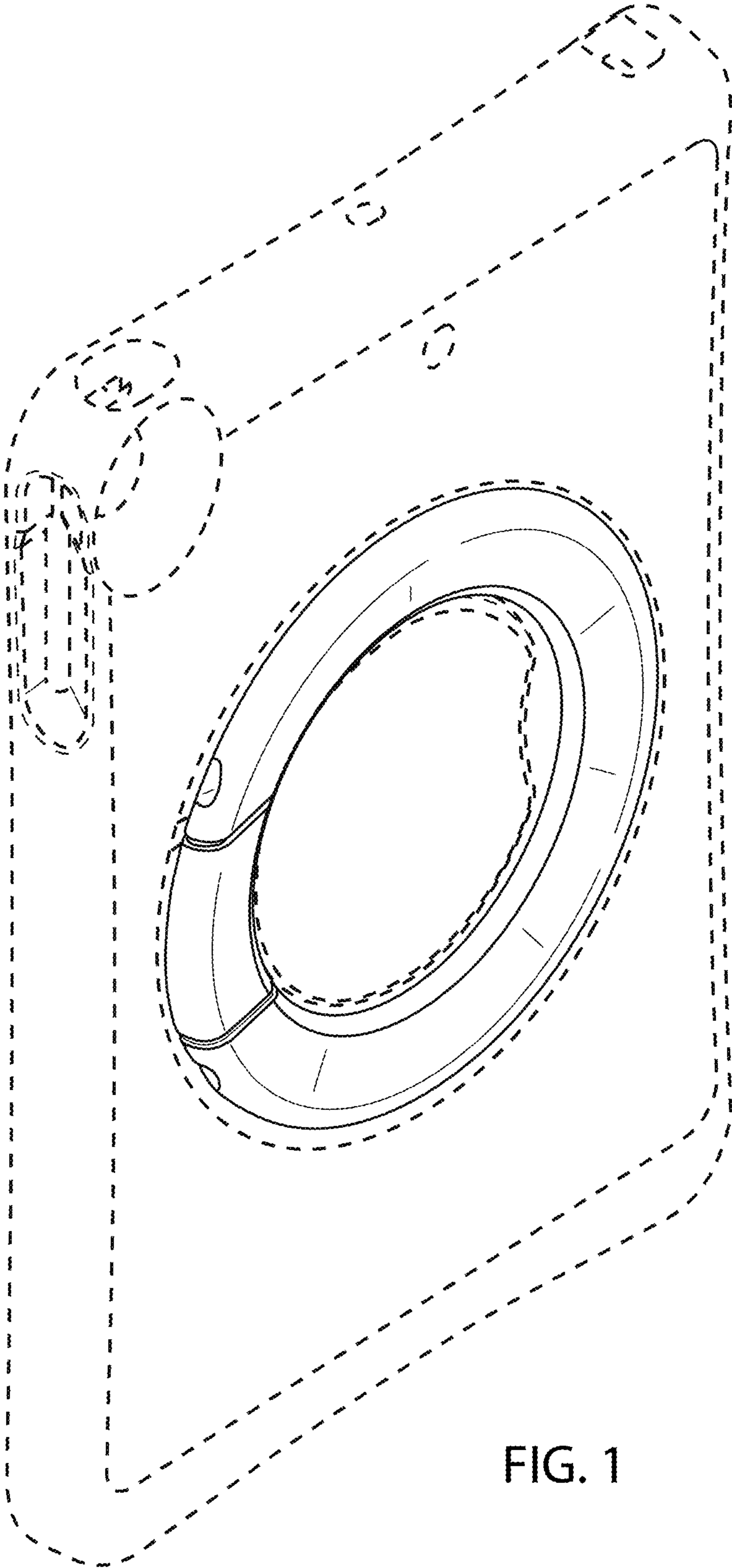


FIG. 1

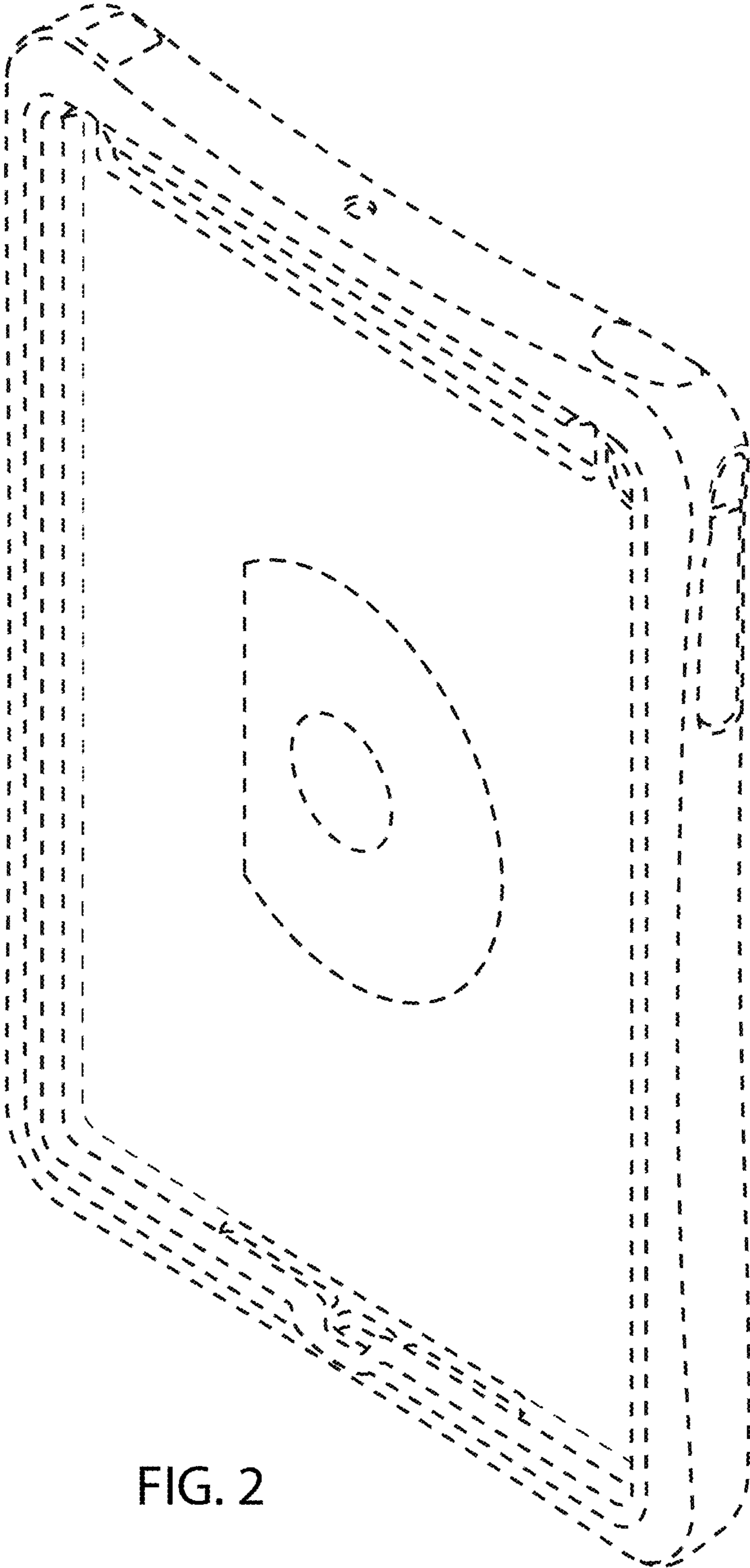


FIG. 2

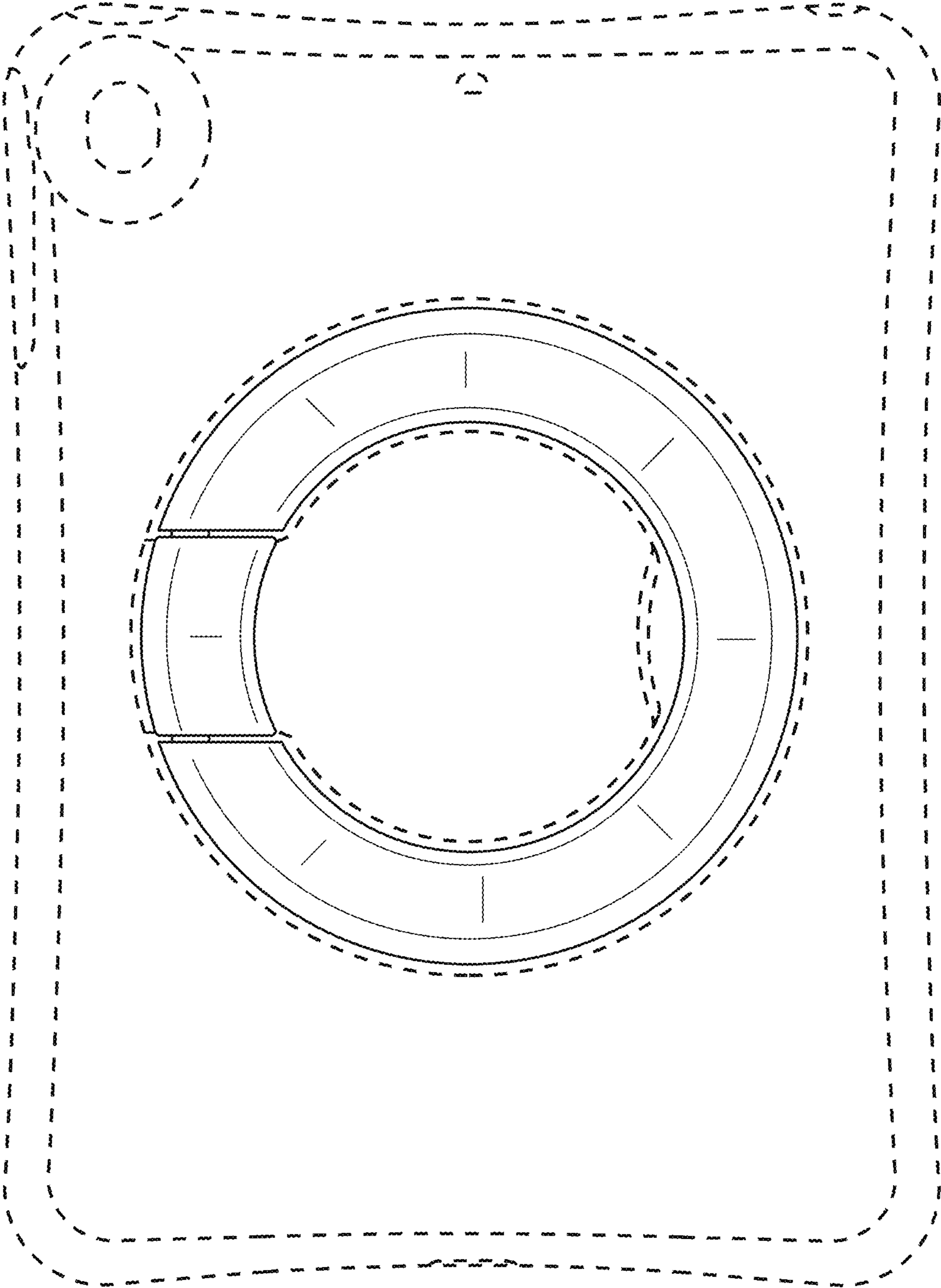


FIG. 3




FIG. 4



FIG. 5




FIG. 6




FIG. 7

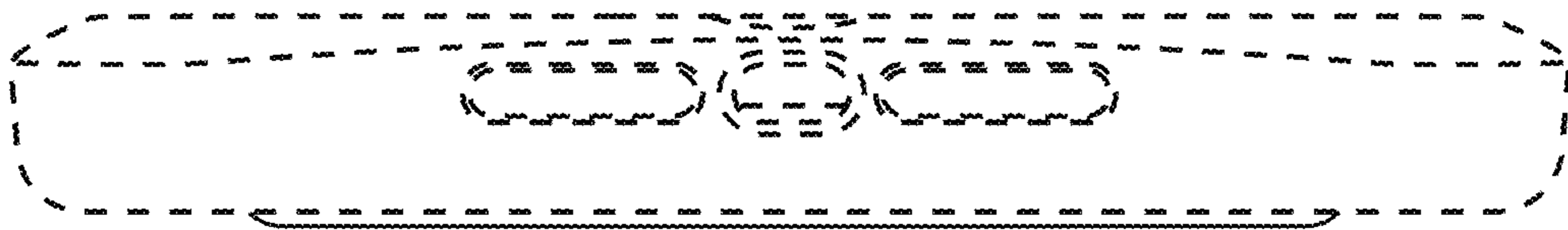


FIG. 8