



US00D814453S

(12) **United States Design Patent** (10) **Patent No.:** **US D814,453 S**
Chiang et al. (45) **Date of Patent:** **** Apr. 3, 2018**

(54) **CASE FOR AN ELECTRONIC DEVICE**

D754,651 S * 4/2016 Roberts D14/250
D754,652 S * 4/2016 Roberts D14/250
D756,344 S * 5/2016 Roberts D14/250

(71) Applicant: **Samsonite IP Holdings S.à.r.l.**,
Luxembourg (LU)

(Continued)

(72) Inventors: **Randy Yang Chiang**, San Francisco,
CA (US); **Alan Yu Tung Ng**, San
Francisco, CA (US); **Bryan Lee**
Hynecek, Redwood City, CA (US); **Jon**
Karl Dukerschein, San Francisco, CA
(US); **Eric Frasch**, San Francisco, CA
(US); **Syed Riaz Ahmed**, San Leandro,
CA (US); **Ivan Chen**, Mountain view,
CA (US); **Chris Novak**, Gilroy, CA
(US)

OTHER PUBLICATIONS

Incipio DualPro Case, posted at amazon.com, posting date not
given, [online], [site visited Jul. 20, 2017]. Available from Internet,
<URL: [https://www.amazon.com/
iPhoneIncipioDualProShockAbsorbing/dp/B01JPIBZUQ](https://www.amazon.com/iphoneincipiodualproshockabsorbing/dp/B01JPIBZUQ)>.*

(Continued)

Primary Examiner — George D. Kirschbaum
Assistant Examiner — Maria J Edwards
(74) *Attorney, Agent, or Firm* — Haug Partners LLP

(73) Assignee: **Samsonite IP Holdings S.à.r.l.**,
Luxembourg (LU)

(57) **CLAIM**

The ornamental design for a case for an electronic device, as
shown and described.

(**) Term: **15 Years**

DESCRIPTION

(21) Appl. No.: **29/568,290**

(22) Filed: **Jun. 16, 2016**

(51) **LOC (11) Cl.** **14-03**

(52) **U.S. Cl.**
USPC **D14/250**

(58) **Field of Classification Search**
USPC D14/250; 455/575.8
CPC A45C 2011/002
See application file for complete search history.

FIG. 1 is a top plan view of the case for an electronic device
according to our new design;
FIG. 2 is a rear view of the case of FIG. 1;
FIG. 3 is a right side view of the case of FIG. 1;
FIG. 4 is a left side view of the case of FIG. 1;
FIG. 5 is a bottom plan view of the case of FIG. 1;
FIG. 6 is a front view of the case of FIG. 1;
FIG. 7 is a front view of the case of FIG. 1 indicating the
portion of the case shown enlarged in FIG. 8;
FIG. 8 is an enlarged view of the portion of the case
indicated in FIG. 7;
FIG. 9 is a front-right perspective view of the case of FIG.
1; and,
FIG. 10 is a cross-sectional view of the case of FIG. 1 taken
along line 10-10 of FIG. 1.

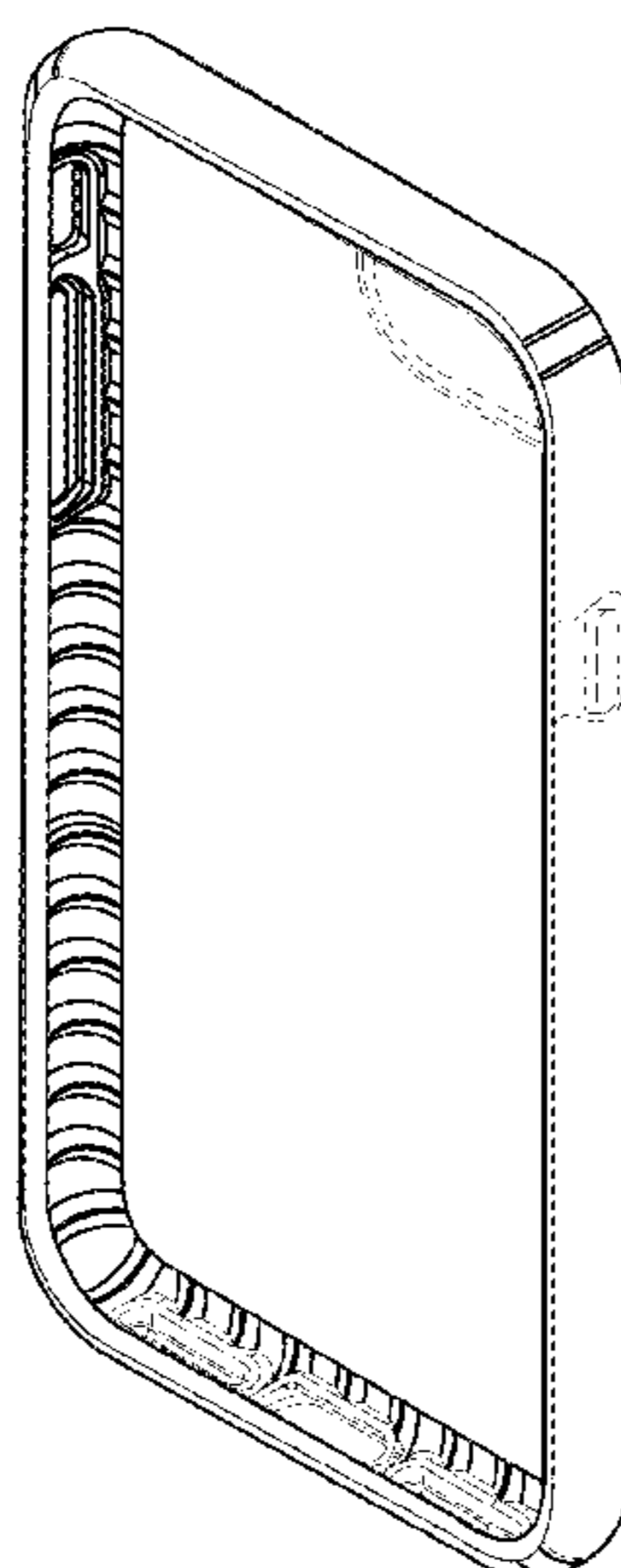
The broken lines shown in the figures are for the purpose of
illustrating structure that forms no part of the claimed design
and for indicating in FIG. 7 the location of the case from
which the enlarged view shown in FIG. 8 is taken.

(56) **References Cited**

U.S. PATENT DOCUMENTS

D706,255 S * 6/2014 Akana D14/250
D720,735 S * 1/2015 Turocy D14/250
D721,360 S * 1/2015 Laffon de Mazieres D14/250
D740,798 S * 10/2015 Poon D14/250
D747,707 S * 1/2016 Roberts D14/250
D747,708 S * 1/2016 Roberts D14/250
D753,641 S * 4/2016 Roberts D14/250

1 Claim, 6 Drawing Sheets



(56)

References Cited

U.S. PATENT DOCUMENTS

D757,702	S	*	5/2016	Kanazawa	D14/250
D757,703	S	*	5/2016	Kanazawa	D14/250
D757,704	S	*	5/2016	Roberts	D14/250
D772,854	S	*	11/2016	Igarashi	D14/250
D775,615	S	*	1/2017	Tien	D14/250
D776,100	S	*	1/2017	Igarashi	D14/250
D776,645	S	*	1/2017	Del Moral	D14/250
D777,715	S	*	1/2017	Sawaya	D14/250
D778,271	S	*	2/2017	Stump	D14/250
D789,344	S	*	6/2017	Kim	D14/250
2015/0119118	A1	*	4/2015	Ashley	H04M 1/04 455/575.8

OTHER PUBLICATIONS

Lohasic 3-In-1 Case, posted at amazon.com, posting date not given, [online], [site visited Jul. 20, 2017]. Available from Internet, <URL: <https://www.amazon.com/>

RoybensAntiScratchAntifingerprintShockproofElectroplate/dp/B01LMWO6DG>.*

OtterBox Symmetry Case, posted at amazon.com, posting date not given, [online], [site visited Jul. 20, 2017]. Available from Internet, <URL: <https://www.amazon.com/OtterBoxSYMMETRYCaseiPhoneONLY/dp/B01K6PB3XG/>>.*

Speck iPhone 7 Plus Presidio, posted at amazon.com, posting date Aug. 8, 2016, [online], [site visited Jul. 20, 2017]. Available from Internet, <URL: <https://www.amazon.com/SpeckProductsPresidioPhoneiPhone/dp/B01JRU57Y2/>>.*

* cited by examiner

Fig. 1





Fig. 2




Fig. 3




Fig. 4

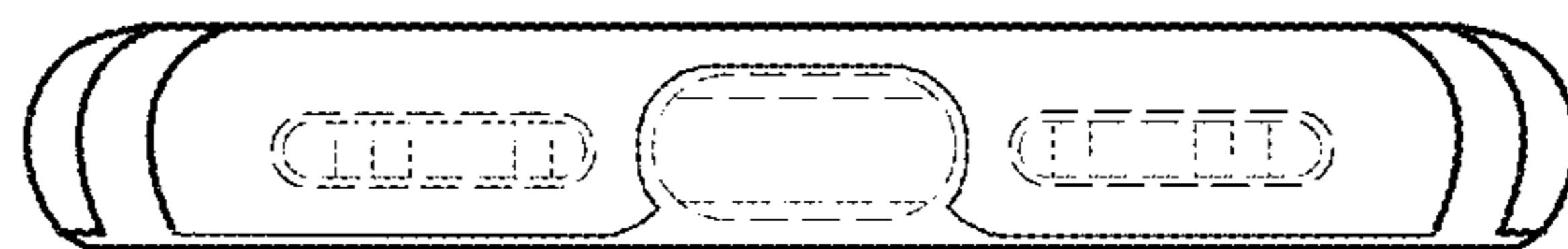



Fig. 5

Fig. 6






Fig. 7

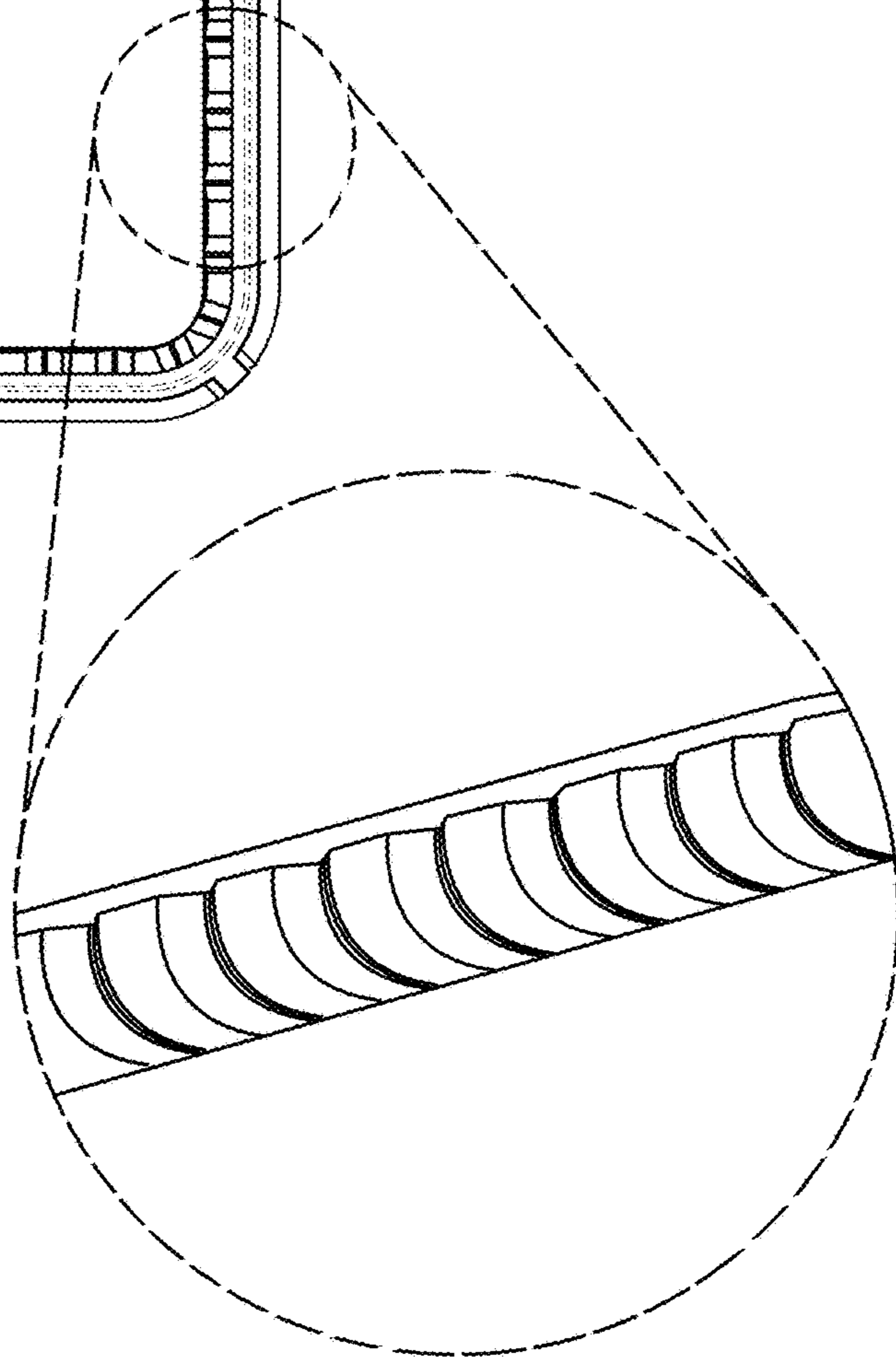


Fig. 8

Fig. 9




Fig. 10

