



US00D814429S

(12) **United States Design Patent**
Flowers et al.

(10) **Patent No.:** **US D814,429 S**

(45) **Date of Patent:** **** Apr. 3, 2018**

(54) **SWITCH**

(71) Applicant: **Grohe AG**, Hemer (DE)

(72) Inventors: **Paul Flowers**, London (GB); **Beguem Tomruk**, Duesseldorf (DE)

(73) Assignee: **Grohe AG**, Hemer (DE)

(**) Term: **15 Years**

(21) Appl. No.: **29/576,640**

(22) Filed: **Sep. 6, 2016**

(30) **Foreign Application Priority Data**

Mar. 4, 2016 (EM) 003012863-0001

Mar. 4, 2016 (EM) 003012863-0008

(51) **LOC (11) Cl.** **13-03**

(52) **U.S. Cl.**
USPC **D13/174**

(58) **Field of Classification Search**
USPC D13/171, 173, 174; D7/306, 307, 397;
D14/485, 487, 489, 492; D15/89;
D23/250
CPC H03K 17/96; H03K 17/962; H01H 9/16;
H01H 9/161; H01H 9/18; H01H 9/182
See application file for complete search history.

(56) **References Cited**

U.S. PATENT DOCUMENTS

D205,357 S *	7/1966	Stevenson	D13/171
D339,543 S *	9/1993	Martin	D10/108
D464,329 S *	10/2002	Mainiero	D13/169
D553,163 S *	10/2007	Choi	D15/89
D602,728 S *	10/2009	Cesa	D7/307
7,743,438 B2 *	6/2010	Chen	E03C 1/057 137/801
D624,930 S *	10/2010	Agnetta	D14/487

D677,275 S *	3/2013	Wujcik	D14/487
D705,825 S *	5/2014	Lafond	D15/89
D712,847 S *	9/2014	Dorn	D13/174
D715,336 S *	10/2014	Sin	D15/89
D738,891 S *	9/2015	Bae	G06F 3/04817 D14/485
D738,913 S *	9/2015	Cabrera-Cordon	D14/491
D752,608 S *	3/2016	Oh	D14/485
D753,153 S *	4/2016	Chang	D14/485
D753,679 S *	4/2016	Chang	D14/485
D754,150 S *	4/2016	Oh	D14/485
D759,713 S *	6/2016	Ogg	D14/489
D761,287 S *	7/2016	Kim	D14/486
D762,657 S *	8/2016	Chang	D14/485
D764,520 S *	8/2016	Lee	D14/488
D767,650 S *	9/2016	Micheviz	D15/89
D775,151 S *	12/2016	Dellinger	D14/485
D777,783 S *	1/2017	Oh	D14/492
D778,669 S *	2/2017	Kestenbaum	D10/46.2
D785,003 S *	4/2017	Yun	D14/485
D786,805 S *	5/2017	Anderson	D13/174
D795,288 S *	8/2017	McColl	D14/488
D803,989 S *	11/2017	Flowers	D23/250
2005/0126897 A1 *	6/2005	Stephens	H01H 13/04 200/5 A

(Continued)

Primary Examiner — Selina Sikder

(74) *Attorney, Agent, or Firm* — Muncy, Geissler, Olds & Lowe, P.C.

(57) **CLAIM**

The ornamental design for a switch, as shown and described.

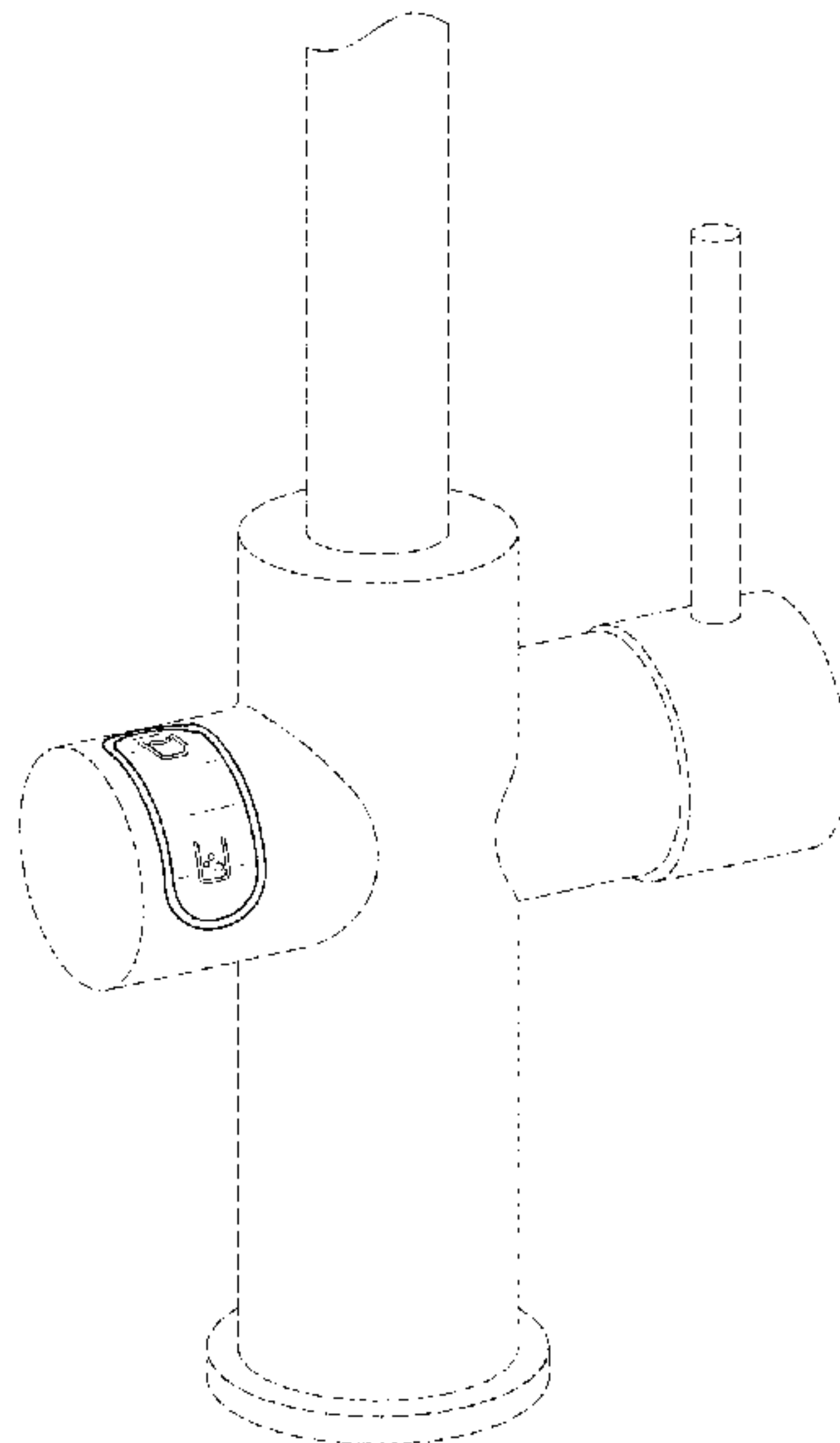
DESCRIPTION

FIG. 1 is a front view of a switch according to the present invention; and,

FIG. 2 illustrates the switch of FIG. 1 on a faucet base.

The dashed lines illustrate environment that does not form a part of the present invention, and no claim is made to the material illustrated with dashed lines.

1 Claim, 2 Drawing Sheets



(56)

References Cited

U.S. PATENT DOCUMENTS

2005/0268624 A1* 12/2005 Voglewede F25D 23/126
62/126
2007/0138421 A1* 6/2007 Gibson E03C 1/057
251/129.04
2007/0152074 A1* 7/2007 Stowe E03C 1/055
236/12.1
2009/0241621 A1* 10/2009 Shi H01H 13/06
70/395
2009/0268382 A1* 10/2009 Zhao H01H 13/14
361/679.01
2010/0043466 A1* 2/2010 Oh F25D 23/12
62/125
2010/0238053 A1* 9/2010 Schmidt G06F 3/016
341/20
2011/0221509 A1* 9/2011 Bergamo G06F 3/044
327/517
2011/0234429 A1* 9/2011 Burchill G06F 3/04847
341/33
2013/0340162 A1* 12/2013 Peel F17D 1/00
4/676
2015/0247668 A1* 9/2015 Willis F25B 49/02
62/129
2017/0218608 A1* 8/2017 Chen E03C 1/055
2017/0350107 A1* 12/2017 Braddock A47K 3/001
2018/0031141 A1* 2/2018 Ye F16K 31/3855

* cited by examiner

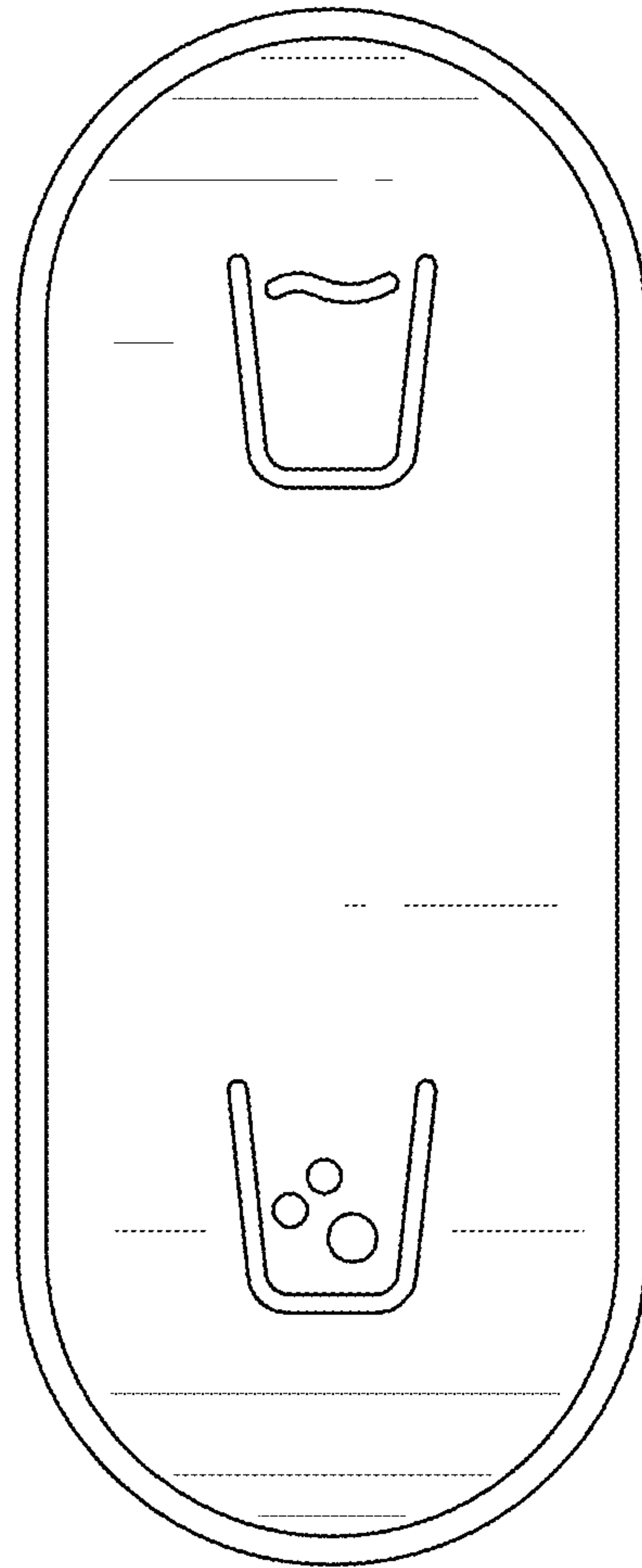


FIG. 1

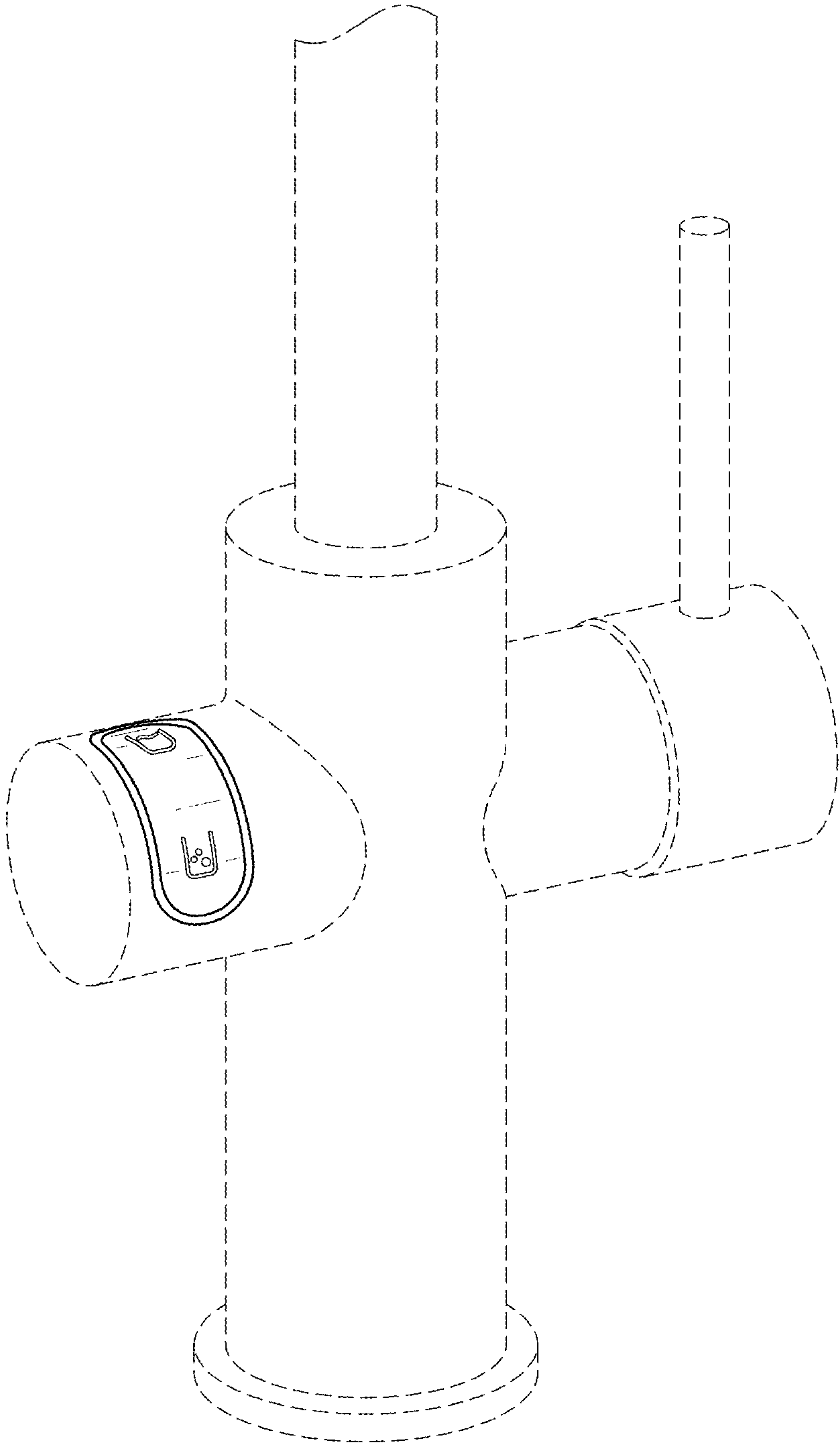


FIG.2